
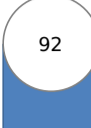
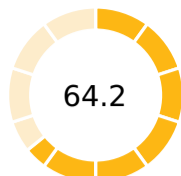
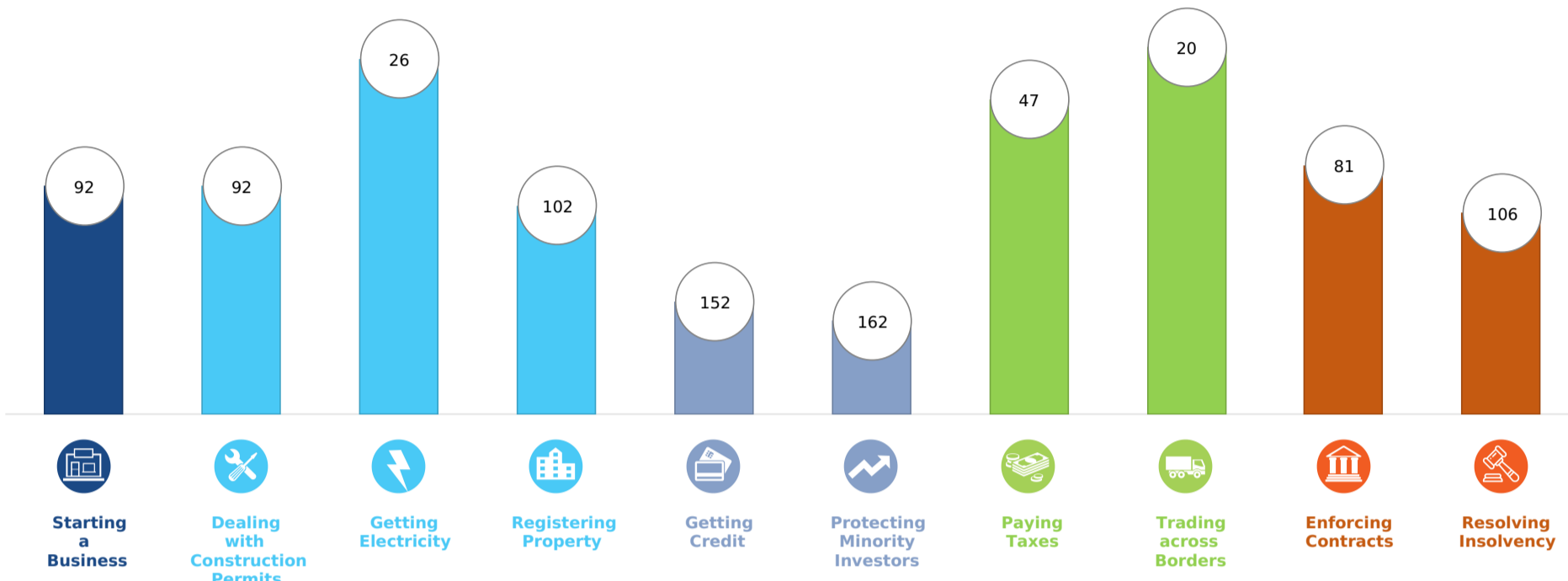


<p>Ease of Doing Business in San Marino</p> 	Region Europe & Central Asia	DB RANK	DB SCORE
	Income Category High income		
	Population 33,785		
	City Covered San Marino		

Rankings on Doing Business topics - San Marino



Topic Scores



Starting a Business (rank) 92 Score of starting a business (0-100) 87.3 Procedures (number) 7 Time (days) 11.5 Cost (number) 8.8 Paid-in min. capital (% of income per capita) 0.0	Getting Credit (rank) 152 Score of getting credit (0-100) 30.0 Strength of legal rights index (0-12) 1 Depth of credit information index (0-8) 5 Credit registry coverage (% of adults) 92.6 Credit bureau coverage (% of adults) 0.0	Trading across Borders (rank) 20 Score of trading across borders (0-100) 97.5 <i>Time to export</i> Documentary compliance (hours) 1 Border compliance (hours) 0 <i>Cost to export</i> Documentary compliance (USD) 0 Border compliance (USD) 0 <i>Time to export</i> Documentary compliance (hours) 3 Border compliance (hours) 4 <i>Cost to export</i> Documentary compliance (USD) 100 Border compliance (USD) 50
Dealing with Construction Permits (rank) 92 Score of dealing with construction permits (0-100) 68.9 Procedures (number) 15 Time (days) 145.5 Cost (% of warehouse value) 7.3 Building quality control index (0-15) 13.0	Protecting Minority Investors (rank) 162 Score of protecting minority investors (0-100) 26.0 Extent of disclosure index (0-10) 3.0 Extent of director liability index (0-10) 2.0 Ease of shareholder suits index (0-10) 8.0 Extent of shareholder rights index (0-6) 0.0 Extent of ownership and control index (0-7) 0.0 Extent of corporate transparency index (0-7) 0.0	Enforcing Contracts (rank) 81 Score of enforcing contracts (0-100) 59.2 Time (days) 575 Cost (% of claim value) 13.9 Quality of judicial processes index (0-18) 5.5
Getting Electricity (rank) 26 Score of getting electricity (0-100) 88.3 Procedures (number) 3 Time (days) 38 Cost (% of income per capita) 40.4 Reliability of supply and transparency of tariff index (0-8) 5	Paying Taxes (rank) 47 Score of paying taxes (0-100) 82.0 Payments (number per year) 18 Time (hours per year) 52 Total tax and contribution rate (% of profit) 36.2 Postfiling index (0-100) 67.8	Resolving Insolvency (rank) 106 Score of resolving insolvency (0-100) 41.1 Recovery rate (cents on the dollar) 50.2 Time (years) 2.3 Cost (% of estate) 5.0 Outcome (0 as piecemeal sale and 1 as going concern) 0 Strength of insolvency framework index (0-16) 4.5
Registering Property (rank) 102 Score of registering property (0-100) 61.5 Procedures (number) 9 Time (days) 42.5 Cost (% of property value) 6.6 Quality of the land administration index (0-30) 23.0		