
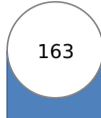
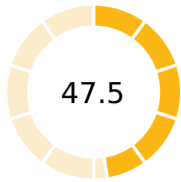
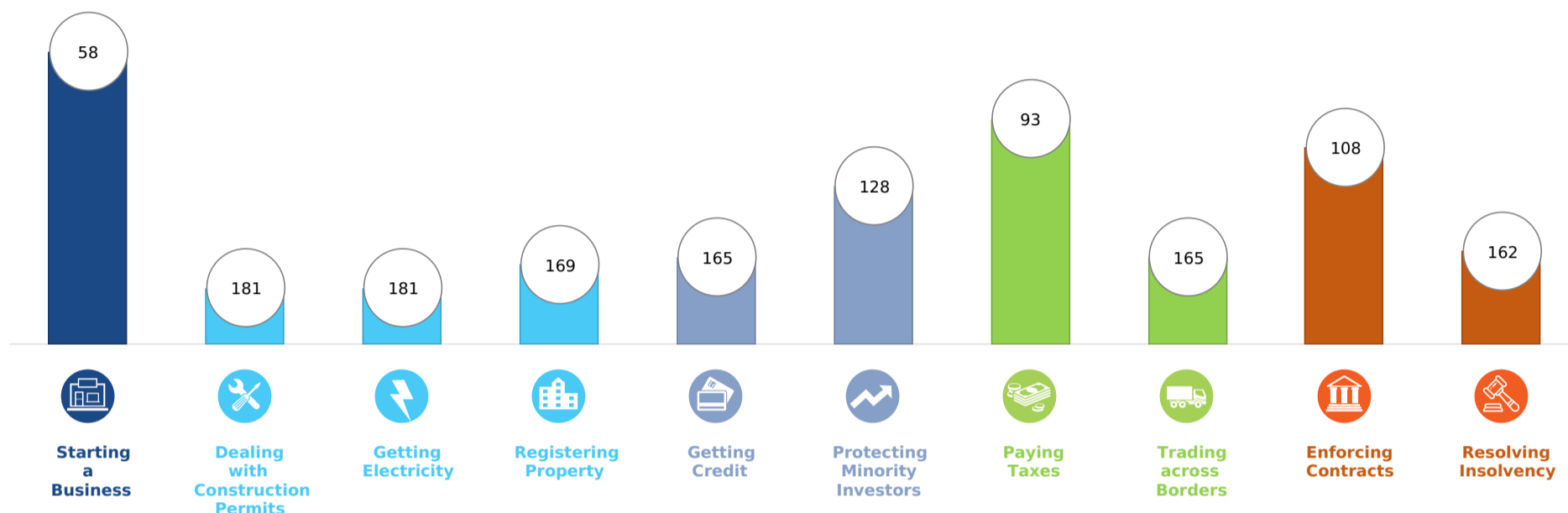


Ease of Doing Business in Sierra Leone 	Region	Sub-Saharan Africa	DB RANK	DB SCORE
	Income Category	Low income	 163	 47.5
	Population	7,650,154		
	City Covered	Freetown		

Rankings on Doing Business topics - Sierra Leone



Topic Scores



Starting a Business (rank)	58
Score of starting a business (0-100)	91.3
Procedures (number)	5
Time (days)	8
Cost (number)	7.6
Paid-in min. capital (% of income per capita)	0.0
Dealing with Construction Permits (rank)	181
Score of dealing with construction permits (0-100)	38.4
Procedures (number)	17
Time (days)	182
Cost (% of warehouse value)	21.5
Building quality control index (0-15)	7.0
Getting Electricity (rank)	181
Score of getting electricity (0-100)	31.6
Procedures (number)	8
Time (days)	82
Cost (% of income per capita)	5,057.2
Reliability of supply and transparency of tariff index (0-8)	0
Registering Property (rank)	169
Score of registering property (0-100)	42.8
Procedures (number)	7
Time (days)	56
Cost (% of property value)	10.6
Quality of the land administration index (0-30)	5.5

Getting Credit (rank)	165
Score of getting credit (0-100)	25.0
Strength of legal rights index (0-12)	5
Depth of credit information index (0-8)	0
Credit registry coverage (% of adults)	2.1
Credit bureau coverage (% of adults)	0.0
Protecting Minority Investors (rank)	128
Score of protecting minority investors (0-100)	40.0
Extent of disclosure index (0-10)	6.0
Extent of director liability index (0-10)	8.0
Ease of shareholder suits index (0-10)	6.0
Extent of shareholder rights index (0-6)	0.0
Extent of ownership and control index (0-7)	0.0
Extent of corporate transparency index (0-7)	0.0
Paying Taxes (rank)	93
Score of paying taxes (0-100)	73.0
Payments (number per year)	34
Time (hours per year)	343
Total tax and contribution rate (% of profit)	30.7
Postfiling index (0-100)	95.4

Trading across Borders (rank)	165
Score of trading across borders (0-100)	51.9
<i>Time to export</i>	
Documentary compliance (hours)	72
Border compliance (hours)	55
<i>Cost to export</i>	
Documentary compliance (USD)	227
Border compliance (USD)	552
<i>Time to export</i>	
Documentary compliance (hours)	82
Border compliance (hours)	120
<i>Cost to export</i>	
Documentary compliance (USD)	387
Border compliance (USD)	821
Enforcing Contracts (rank)	108
Score of enforcing contracts (0-100)	55.9
Time (days)	515
Cost (% of claim value)	39.5
Quality of judicial processes index (0-18)	8.0
Resolving Insolvency (rank)	162
Score of resolving insolvency (0-100)	24.7
Recovery rate (cents on the dollar)	11.1
Time (years)	2.3
Cost (% of estate)	42.0
Outcome (0 as piecemeal sale and 1 as going concern)	0
Strength of insolvency framework index (0-16)	6.0