
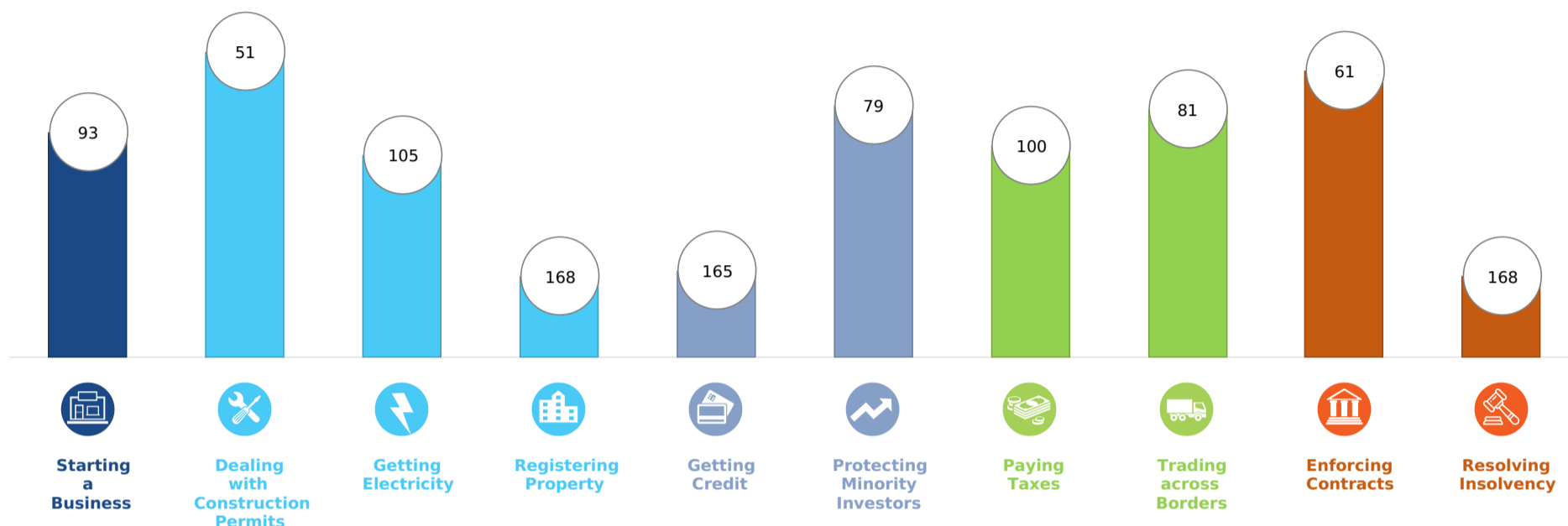
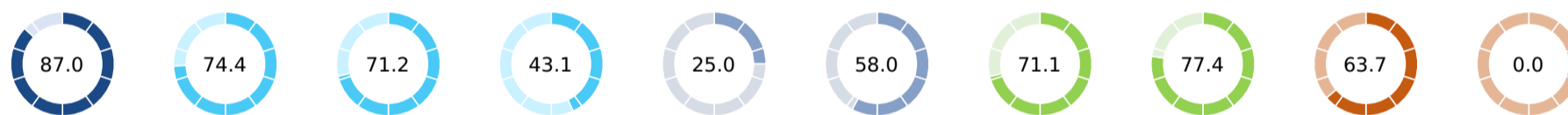


Ease of Doing Business in St. Vincent and the Grenadines 	Region	Latin America & Caribbean	DB RANK	130	DB SCORE	57.1
	Income Category	Upper middle income				
	Population	110,210				
	City Covered	Kingstown				

Rankings on Doing Business topics - St. Vincent and the Grenadines



Topic Scores



Starting a Business (rank)	93
Score of starting a business (0-100)	87.0
Procedures (number)	7
Time (days)	10
Cost (number)	13.9
Paid-in min. capital (% of income per capita)	0.0
Dealing with Construction Permits (rank)	51
Score of dealing with construction permits (0-100)	74.4
Procedures (number)	14
Time (days)	92
Cost (% of warehouse value)	0.1
Building quality control index (0-15)	8.0
Getting Electricity (rank)	105
Score of getting electricity (0-100)	71.2
Procedures (number)	3
Time (days)	52
Cost (% of income per capita)	46.6
Reliability of supply and transparency of tariff index (0-8)	0
Registering Property (rank)	168
Score of registering property (0-100)	43.1
Procedures (number)	7
Time (days)	47
Cost (% of property value)	11.8
Quality of the land administration index (0-30)	7.0

Getting Credit (rank)	165
Score of getting credit (0-100)	25.0
Strength of legal rights index (0-12)	5
Depth of credit information index (0-8)	0
Credit registry coverage (% of adults)	0.0
Credit bureau coverage (% of adults)	0.0
Protecting Minority Investors (rank)	79
Score of protecting minority investors (0-100)	58.0
Extent of disclosure index (0-10)	4.0
Extent of director liability index (0-10)	8.0
Ease of shareholder suits index (0-10)	8.0
Extent of shareholder rights index (0-6)	3.0
Extent of ownership and control index (0-7)	4.0
Extent of corporate transparency index (0-7)	2.0
Paying Taxes (rank)	100
Score of paying taxes (0-100)	71.1
Payments (number per year)	36
Time (hours per year)	108
Total tax and contribution rate (% of profit)	37.0
Postfiling index (0-100)	63.9

Trading across Borders (rank)	81
Score of trading across borders (0-100)	77.4
<i>Time to export</i>	
Documentary compliance (hours)	48
Border compliance (hours)	28
<i>Cost to export</i>	
Documentary compliance (USD)	80
Border compliance (USD)	340
<i>Time to export</i>	
Documentary compliance (hours)	24
Border compliance (hours)	48
<i>Cost to export</i>	
Documentary compliance (USD)	90
Border compliance (USD)	540
Enforcing Contracts (rank)	61
Score of enforcing contracts (0-100)	63.7
Time (days)	595
Cost (% of claim value)	30.3
Quality of judicial processes index (0-18)	11.5
Resolving Insolvency (rank)	168
Score of resolving insolvency (0-100)	0.0
Recovery rate (cents on the dollar)	No Practice
Time (years)	No Practice
Cost (% of estate)	No Practice
Outcome (0 as piecemeal sale and 1 as going concern)	0
Strength of insolvency framework index (0-16)	No Practice