




Doing Business 2014

Understanding Regulations for Small
and Medium-Size Enterprises



Comparing Business Regulations for Domestic Firms in 189 Economies

11TH EDITION

A World Bank Group Corporate Flagship

© 2013 International Bank for Reconstruction and Development/The World Bank
1818 H Street NW, Washington, DC 20433
Telephone: 202-473-1000; Internet: www.worldbank.org

Some rights reserved
1 2 3 4 15 14 13 12

A copublication of The World Bank and the International Finance Corporation.

This work is a product of the staff of The World Bank with external contributions. Note that The World Bank does not necessarily own each component of the content included in the work. The World Bank therefore does not warrant that the use of the content contained in the work will not infringe on the rights of third parties. The risk of claims resulting from such infringement rests solely with you.

The findings, interpretations, and conclusions expressed in this work do not necessarily reflect the views of The World Bank, its Board of Executive Directors, or the governments they represent. The World Bank does not guarantee the accuracy of the data included in this work. The boundaries, colors, denominations, and other information shown on any map in this work do not imply any judgment on the part of The World Bank concerning the legal status of any territory or the endorsement or acceptance of such boundaries.

Nothing herein shall constitute or be considered to be a limitation upon or waiver of the privileges and immunities of The World Bank, all of which are specifically reserved.

Rights and Permissions



This work is available under the Creative Commons Attribution 3.0 Unported license (CC BY 3.0) <http://creativecommons.org/licenses/by/3.0>. Under the Creative Commons Attribution license, you are free to copy, distribute, transmit, and adapt this work, including for commercial purposes, under the following conditions:

Attribution—Please cite the work as follows: World Bank. 2013. *Doing Business 2014: Understanding Regulations for Small and Medium-Size Enterprises*. Washington, DC: World Bank Group. DOI: 10.1596/978-0-8213-9984-2. License: Creative Commons Attribution CC BY 3.0

Translations—If you create a translation of this work, please add the following disclaimer along with the attribution: *This translation was not created by The World Bank and should not be considered an official World Bank translation. The World Bank shall not be liable for any content or error in this translation.*

All queries on rights and licenses should be addressed to World Bank Publications, The World Bank Group, 1818 H Street NW, Washington, DC 20433, USA; fax: 202-522-2625; e-mail: pubrights@worldbank.org.

Additional copies of all 11 editions of *Doing Business* may be purchased at www.doingbusiness.org.

ISBN (paper): 978-0-8213-9984-2
ISBN (electronic): 978-0-8213-9983-5
DOI: 10.1596/978-0-8213-9984-2

Cover design: The Word Express



Doing Business **2014**

Understanding Regulations for Small and Medium-Size Enterprises

Comparing Business Regulations for Domestic Firms in **189** Economies

A World Bank Group Corporate Flagship



Resources on the *Doing Business* website

Current features

News on the *Doing Business* project
<http://www.doingbusiness.org>

Rankings

How economies rank—from 1 to 189
<http://www.doingbusiness.org/rankings>

Data

All the data for 189 economies—topic rankings, indicator values, lists of regulatory procedures and details underlying indicators
<http://www.doingbusiness.org/data>

Reports

Access to *Doing Business* reports as well as subnational and regional reports, reform case studies and customized economy and regional profiles
<http://www.doingbusiness.org/reports>

Methodology

The methodologies and research papers underlying *Doing Business*
<http://www.doingbusiness.org/methodology>

Research

Abstracts of papers on *Doing Business* topics and related policy issues
<http://www.doingbusiness.org/research>

Doing Business reforms

Short summaries of DB2014 business regulation reforms, lists of reforms since DB2008 and a ranking simulation tool
<http://www.doingbusiness.org/reforms>

Historical data

Customized data sets since DB2004
<http://www.doingbusiness.org/custom-query>

Law library

Online collection of business laws and regulations relating to business and gender issues
<http://www.doingbusiness.org/law-library>
<http://wbl.worldbank.org>

Contributors

More than 10,200 specialists in 189 economies who participate in *Doing Business*
<http://www.doingbusiness.org/contributors/doing-business>

Entrepreneurship data

Data on business density (number of newly registered companies per 1,000 working-age people) for 139 economies
<http://www.doingbusiness.org/data/exploretopics/entrepreneurship>

Distance to frontier

Data benchmarking 189 economies to the frontier in regulatory practice
<http://www.doingbusiness.org/data/distance-to-frontier>

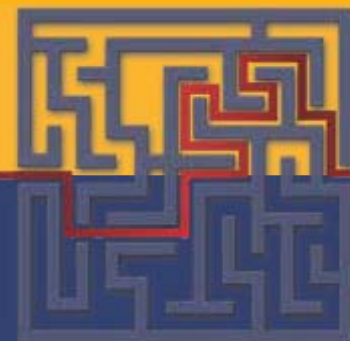
Information on good practices

Showing where the many good practices identified by *Doing Business* have been adopted
<http://www.doingbusiness.org/data/good-practice>

Doing Business iPhone App

Doing Business at a Glance presents the full report, rankings and highlights from each indicator for the iPhone, iPad and iPod touch
<http://www.doingbusiness.org/special-features/iphone>

Contents



Doing Business 2014 is the 11th in a series of annual reports investigating the regulations that enhance business activity and those that constrain it. *Doing Business* presents quantitative indicators on business regulations and the protection of property rights that can be compared across 189 economies—from Afghanistan to Zimbabwe—and over time.

Regulations affecting 11 areas of the life of a business are covered: starting a business, dealing with construction permits, getting electricity, registering property, getting credit, protecting investors, paying taxes, trading across borders, enforcing contracts, resolving insolvency and employing workers. The employing workers data are not included in this year's ranking on the ease of doing business.

Data in *Doing Business 2014* are current as of June 1, 2013. The indicators are used to analyze economic outcomes and identify what reforms of business regulation have worked, where and why.

v	Preface
1	Overview
20	About <i>Doing Business</i>: measuring for impact
30	Research on the effects of business regulations

Case studies

41	Why are minimum capital requirements a concern for entrepreneurs?
46	What role should risk-based inspections play in construction?
52	Tackling high electricity connection costs: Trinidad and Tobago's new approach
56	Implementing electronic tax filing and payments in Malaysia
60	Implementing trade single windows in Singapore, Colombia and Azerbaijan
66	Improving court efficiency: the Republic of Korea's e-court experience

Topic notes

72	Starting a business
77	Dealing with construction permits
82	Getting electricity
86	Registering property
90	Getting credit
96	Protecting investors
100	Paying taxes
105	Trading across borders
110	Enforcing contracts
114	Resolving insolvency

118	Annex: employing workers
123	References
130	Data notes
155	Ease of doing business and distance to frontier
159	Summaries of <i>Doing Business</i> reforms in 2012/13
173	Country tables
237	Employing workers data
248	Acknowledgments

Preface

A thriving private sector—with new firms entering the market, creating jobs and developing innovative products—contributes to a more prosperous society. Governments play a crucial role in supporting a dynamic ecosystem for firms. They set the rules that establish and clarify property rights, reduce the cost of resolving disputes and increase the predictability of economic transactions. Without good rules that are evenly enforced, entrepreneurs have a harder time starting and growing the small and medium-size firms that are the engines of growth and job creation for most economies around the world.

Doing Business 2014 is the 11th in a series of annual reports benchmarking the regulations that affect private sector firms, in particular small and medium-size enterprises. The report presents quantitative indicators on 11 areas of business regulation for 189 economies. Four economies have been added this year—Libya, Myanmar, San Marino and South Sudan. The data are current as of June 2013.

The *Doing Business* project aims to deliver a body of knowledge that will catalyze reforms and help improve the quality of the rules underpinning the activities of the private sector. This matters because in a global economy characterized by constant change and transformation, it makes a difference whether the rules are sensible or excessively burdensome, whether they create perverse incentives or help establish a level playing field, whether they safeguard transparency and encourage adequate levels of competition. To have a tool that allows economies to track progress over time and with respect to each other in the development of the building blocks of a good business environment is crucial for the creation of

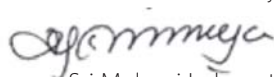
a more prosperous world, with increased opportunities for everyone

We have been excited to see a global convergence toward good practices in business regulations. The data show that economies in all regions of the world and of all income levels have made important strides in improving the quality of the rules underpinning private sector activity. This year the findings have been even more encouraging—low-income economies have improved their business regulations at twice the rate that high-income economies have.


These developments support the twin World Bank Group goals of ending extreme poverty and boosting shared prosperity. By providing useful insights into good practices worldwide in business regulations, *Doing Business* helps mobilize policy makers to reduce the cost and complexity of government procedures and to improve the quality of institutions. Such change serves the underprivileged the most—where more firms enter the formal sector, entrepreneurs have a greater chance to grow their businesses and produce jobs, and workers are more likely to enjoy the benefit of regulations such as social protections and safety regulations.

We encourage you to give feedback on the *Doing Business* website (<http://www.doingbusiness.org>) and join the conversation as we shape the project in the years to come to make it a more effective mechanism for better business regulation.

Sincerely,



Sri Mulyani Indrawati
Managing Director
World Bank Group



Overview

Regulation is a reality from the beginning of a firm's life to the end (figure 1.1). Navigating it can be complex and costly. On average around the world, starting a business takes 7 procedures, 25 days and costs 32% of income per capita in fees. But while it takes as little as 1 procedure, half a day and almost nothing in fees in New Zealand, an entrepreneur must wait 208 days in Suriname and 144 in República Bolivariana de Venezuela.

And this is just the tip of the iceberg. Consider what the new firm must go through to complete other transactions at the average level of time and effort required around the world. Preparing, filing and paying the firm's annual taxes could take up another 268 hours of its staff's time. Exporting just one shipment of its final products could take 6 documents, 22 days and more than \$1,500. If the firm needs a simple warehouse, getting the facility ready to start operating could take 26 procedures and 331 days more—to buy the land, register its ownership, build the warehouse and get electricity and other utility connections. Having sorted out these initial formalities, if the firm becomes embroiled in a legal dispute with one of its suppliers or customers, resolving the dispute could mean being stuck in court for 622 days, with costs amounting to 35% of the value of the claim.

To operate and expand, the firm will need financing—from shareholders or from creditors. Raising money in the capital market is easier and less costly where minority shareholders feel protected from self-interested transactions by large shareholders. Good corporate governance rules can provide this kind of protection. But among the 189 economies covered by *Doing Business*, 46 still have only very limited requirements for disclosing majority

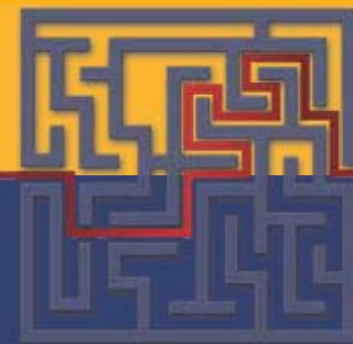
shareholders' conflicts of interest—or none at all. This undermines trust in the system, making it less likely that investors will take a minority stake in a firm.

Similarly, creditors need guarantees that their loans will be repaid. Information about potential borrowers and solid legal rights for creditors play an important part in providing those guarantees. Yet institutions providing these are not universal among the 189 economies: 35 have no credit bureau or registry that distributes information about borrowers, and 124 lack a modern collateral registry where a creditor can check whether a movable asset being pledged as collateral has any other liens on it. If despite all efforts the firm ends up insolvent, having institutions in place that enable creditors to recover their assets is also important. On average around the world, creditors recover no more than 35% of their initial loan in case of bankruptcy as measured by *Doing Business*.

In many parts of the world in recent years, *Doing Business* data show that there has been remarkable progress in removing some of the biggest bureaucratic obstacles to private sector activity. Yet small and medium-size enterprises still are subject to burdensome regulations and vague rules that are unevenly applied and that impose inefficiencies on the enterprise sector. This curtails the overall competitiveness of economies and their potential for creating jobs.

WHAT DOES DOING BUSINESS MEASURE—AND WHO PERFORMS WELL?

Through its indicators *Doing Business* measures and tracks changes in the



- In 2012/13, 114 economies implemented 238 regulatory reforms making it easier to do business—18% more reforms than in the previous year.
- If economies around the world followed the best practice in regulatory processes for starting a business, entrepreneurs would spend 45.4 million fewer days each year satisfying bureaucratic requirements.
- Ukraine, Rwanda, the Russian Federation, the Philippines and Kosovo are among the economies improving the most in 2012/13 in areas tracked by *Doing Business*.
- Reforms reducing the complexity and cost of regulatory processes continue to be the most common. Less than a third of the reforms recorded by *Doing Business* in 2012/13—and in the years since 2009—focused on strengthening legal institutions.
- Sub-Saharan Africa is home to 9 of the 20 economies narrowing the gap with the regulatory frontier the most since 2009. Low-income economies narrowed this gap twice as much as high-income economies did.
- Economies that improve in areas measured by *Doing Business* are on average more likely than others to also implement reforms in other areas—such as governance, health, education and gender equality.
- Economies that perform well on *Doing Business* indicators do not necessarily have smaller governments.

FIGURE 1.1 Regulations as measured by *Doing Business* affect firms throughout their life cycle



regulations applying to domestic small and medium-size companies, operating in the largest business city of each economy, in 10 areas in their life cycle: starting a business, dealing with construction permits, getting electricity, registering property, getting credit, protecting investors, paying taxes, trading across borders, enforcing contracts and resolving insolvency. The aggregate ranking on the ease of doing business is based on these indicators. *Doing Business* also documents regulations on employing workers, which are not included in the aggregate ranking. In addition, *Doing Business* tracks good practices around the world to provide insights into how governments have improved the regulatory environment in the past in the areas that it measures (see table 1.5 at the end of this overview).

Regulations that protect consumers, shareholders and the public without overburdening firms help create an environment where the private sector can thrive. Sound business regulation requires both efficient procedures and strong institutions that establish transparent and enforceable rules. *Doing Business* measures both these elements: through indicators relating to the strength of legal institutions relevant to business regulation and

through indicators relating to the complexity and cost of regulatory processes. The indicators in the first group measure the strength of the legal and regulatory framework for getting credit, protecting investors, enforcing contracts and resolving insolvency. Those in the second group measure the cost and efficiency of regulatory processes for starting a business, dealing with construction permits, getting electricity, registering property, paying taxes and trading across borders. Based on time-and-motion case studies from the perspective of the business, these indicators measure the procedures, time and cost required to complete a transaction in accordance with the relevant regulations (for a detailed explanation of the *Doing Business* methodology, see the data notes and the chapter “About *Doing Business*”).

Doing Business is not about less regulation but about better regulation. Accordingly, some *Doing Business* indicators give a higher score for better and more developed regulation, as the protecting investors indicators do for stricter disclosure requirements for related-party transactions. Other indicators, such as those on dealing with construction permits, automatically assign the lowest score to

economies that have no regulations in the area being measured or do not apply their regulations (considered “no practice” economies), penalizing them for lacking appropriate regulation.

The economies ranking highest on the ease of doing business therefore are not those with no regulation but those whose governments have managed to create a regulatory system that facilitates interactions in the marketplace and protects important public interests without unnecessarily hindering the development of the private sector—in other words, a regulatory system with strong institutions and low transactions costs (table 1.1). These economies all have both a well-developed private sector and a reasonably efficient regulatory system that has managed to strike a sensible balance between the protections that good rules provide and the need to have a dynamic private sector unhindered by excessively burdensome regulations.

WHERE IS THE REGULATORY GAP WIDER?

To complement the ease of doing business ranking, a relative measure, *Doing Business 2012* introduced the distance to frontier, an absolute measure of business regulatory efficiency. This measure aids in assessing how much the regulatory environment for local entrepreneurs improves in absolute terms over time by showing the distance of each economy to the “frontier,” which represents the best performance by any economy observed on each of the *Doing Business* indicators since 2003 or the year in which data for the indicator were first collected. Because the distance to frontier is an absolute measure, it can be used for comparisons over time. The measure is normalized to range between 0 and 100, with 100 representing the frontier. A higher score indicates a more efficient business environment and stronger legal institutions (for a detailed description of the methodology, see the chapter on the ease of doing business and distance to frontier).

Analysis based on the distance to frontier measure shows that on average across all regions, economies are closest

TABLE 1.1 Rankings on the ease of doing business

Rank	Economy	DB2014 reforms	Rank	Economy	DB2014 reforms	Rank	Economy	DB2014 reforms
1	Singapore	2	64	St. Lucia	0	127	Honduras	0
2	Hong Kong SAR, China	1	65	Italy	3	128	Egypt, Arab Rep.	0
3	New Zealand	1	66	Trinidad and Tobago	1	129	Kenya	0
4	United States	0	67	Ghana	0	130	Bangladesh	1
5	Denmark	0	68	Kyrgyz Republic	0	131	Bosnia and Herzegovina	0
6	Malaysia	3	69	Turkey	3	132	Uganda	1
7	Korea, Rep.	1	70	Azerbaijan	3	133	Yemen, Rep.	0
8	Georgia	1	71	Antigua and Barbuda	0	134	India	0
9	Norway	0	72	Greece	3	135	Ecuador	1
10	United Kingdom	2	73	Romania	3	136	Lesotho	1
11	Australia	1	74	Vanuatu	1	137	Cambodia	0
12	Finland	0	75	Czech Republic	1	138	West Bank and Gaza	1
13	Iceland	1	76	Mongolia	3	139	Mozambique	2
14	Sweden	1	77	Dominica	0	140	Burundi	6
15	Ireland	0	78	Moldova	3	141	Bhutan	2
16	Taiwan, China	0	79	Guatemala	3	142	Sierra Leone	0
17	Lithuania	2	80	Seychelles	0	143	Tajikistan	2
18	Thailand	1	81	San Marino	0	144	Liberia	2
19	Canada	0	82	St. Vincent and the Grenadines	0	145	Tanzania	2
20	Mauritius	3	83	Zambia	1	146	Uzbekistan	6
21	Germany	0	84	Bahamas, The	2	147	Nigeria	0
22	Estonia	1	85	Sri Lanka	4	148	Madagascar	2
23	United Arab Emirates	3	86	Kosovo	3	149	Sudan	0
24	Latvia	4	87	Morocco	3	150	Gambia, The	1
25	Macedonia, FYR	6	88	Uruguay	1	151	Iraq	0
26	Saudi Arabia	0	89	Croatia	5	152	Iran, Islamic Rep.	0
27	Japan	0	90	Albania	1	153	Algeria	0
28	Netherlands	2	91	Barbados	0	154	Burkina Faso	1
29	Switzerland	0	92	Russian Federation	5	155	Mali	0
30	Austria	0	93	Serbia	0	156	Micronesia, Fed. Sts.	0
31	Portugal	1	94	Jamaica	3	157	Togo	3
32	Rwanda	8	95	Maldives	1	158	Comoros	1
33	Slovenia	1	96	China	2	159	Lao PDR	1
34	Chile	1	97	Solomon Islands	0	160	Djibouti	3
35	Israel	2	98	Namibia	0	161	Suriname	2
36	Belgium	0	99	Vietnam	2	162	Bolivia	0
37	Armenia	2	100	Palau	2	163	Gabon	3
38	France	1	101	St. Kitts and Nevis	0	164	Afghanistan	2
39	Cyprus	0	102	Costa Rica	2	165	Syrian Arab Republic	0
40	Puerto Rico (U.S.)	0	103	Malta	1	166	Equatorial Guinea	0
41	South Africa	1	104	Kuwait	1	167	Côte d'Ivoire	4
42	Peru	0	105	Nepal	1	168	Cameroon	0
43	Colombia	2	106	Belize	0	169	São Tomé and Príncipe	0
44	Montenegro	2	107	Grenada	0	170	Zimbabwe	0
45	Poland	2	108	Philippines	3	171	Malawi	1
46	Bahrain	1	109	Paraguay	1	172	Timor-Leste	0
47	Oman	0	110	Pakistan	0	173	Mauritania	1
48	Qatar	1	111	Lebanon	0	174	Benin	2
49	Slovak Republic	0	112	Ukraine	8	175	Guinea	3
50	Kazakhstan	2	113	Papua New Guinea	0	176	Niger	2
51	Tunisia	0	114	Marshall Islands	0	177	Haiti	0
52	Spain	1	115	Guyana	1	178	Senegal	1
53	Mexico	3	116	Brazil	0	179	Angola	0
54	Hungary	0	117	Dominican Republic	0	180	Guinea-Bissau	1
55	Panama	4	118	El Salvador	1	181	Venezuela, RB	1
56	Botswana	1	119	Jordan	0	182	Myanmar	1
57	Tonga	1	120	Indonesia	1	183	Congo, Dem. Rep.	3
58	Bulgaria	0	121	Cape Verde	2	184	Eritrea	0
59	Brunei Darussalam	1	122	Kiribati	0	185	Congo, Rep.	3
60	Luxembourg	0	123	Swaziland	2	186	South Sudan	0
61	Samoa	0	124	Nicaragua	2	187	Libya	0
62	Fiji	0	125	Ethiopia	0	188	Central African Republic	1
63	Belarus	4	126	Argentina	1	189	Chad	1

Note: The rankings for all economies are benchmarked to June 2013 and reported in the country tables. This year's rankings on the ease of doing business are the average of the economy's percentile rankings on the 10 topics included in this year's aggregate ranking. The number of reforms excludes those making it more difficult to do business.

Source: *Doing Business* database.

to the frontier—or best practice—in the area of starting a business. And they are furthest from the frontier on average in resolving insolvency. Starting a business is also the area where all regions are closest together, in line with the evidence on convergence presented later in the overview. Performance in such areas as getting credit, enforcing contracts and resolving insolvency varies considerably across regions.

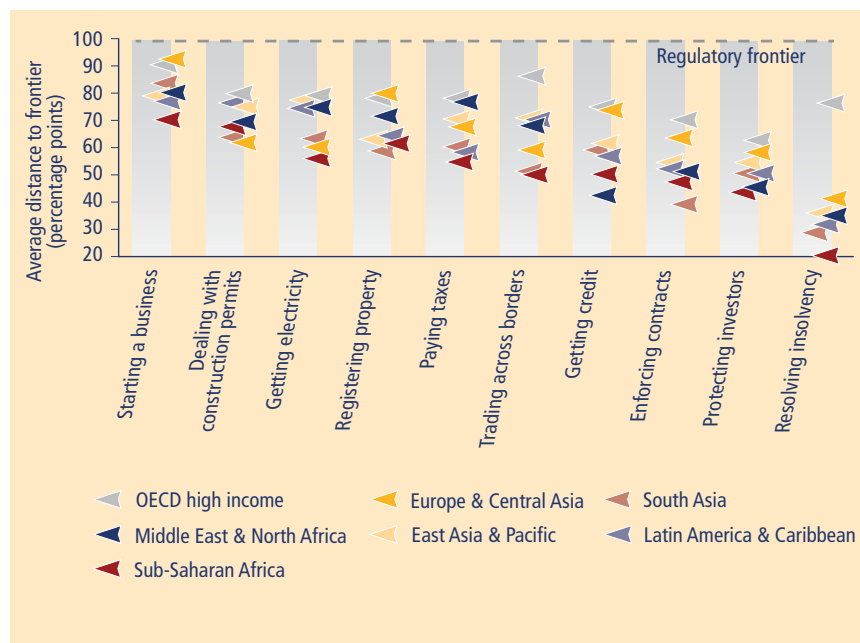
Across most areas measured by *Doing Business*, OECD high-income economies are closer to the frontier on average than those of any other region (figure 1.2). The exceptions are starting a business and registering property, where Europe and Central Asia is slightly ahead. Sub-Saharan African economies are furthest from the frontier on average in 6 of the 10 areas measured by *Doing Business*: starting a business, getting electricity, paying taxes, trading across borders, protecting investors and resolving insolvency

Regional performance varies considerably across the areas measured by *Doing Business*. In several areas Europe and Central Asia has an average performance similar to that of OECD high-income economies. But in dealing with construction permits this region is further from the regulatory frontier than any other. East Asia and the Pacific follows Europe and Central Asia closely in some areas but outperforms that region in dealing with construction permits, getting electricity, paying taxes and trading across borders. Latin America and the Caribbean has a performance remarkably similar to that of East Asia and the Pacific except in paying taxes.

The Middle East and North Africa has a very diverse performance. In some areas, such as paying taxes, it is almost as close to the frontier as OECD high-income economies. In other areas, such as getting credit, the Middle East and North Africa has the lowest performance among regions. South Asia has a gap with the frontier similar to that of Sub-Saharan Africa in most areas, though it substantially outperforms that region in 3 areas—starting a business, resolving insolvency and getting credit.

The distance to frontier measure provides one perspective on variation in

FIGURE 1.2 OECD high-income economies are closest to the frontier in regulatory practice



Source: *Doing Business* database.

performance across areas of regulation measured by *Doing Business*. Rankings of economies in these areas provide another. The ease of doing business ranking is just one number—aggregating an average of more than 300 data points for each economy. Not surprisingly, the full set of rankings and data across *Doing Business* topics for an economy can present a very different picture than the aggregate ranking (figure 1.3). Take Estonia, which stands at 22 in the ease of doing business ranking. Its rankings on individual topics range from 7 in trading across borders to 68 in protecting investors. Japan's lowest 3 rankings (in paying taxes, starting a business and dealing with construction permits) average 117, while its highest 3 (in resolving insolvency, protecting investors and trading across borders) average 13. Japan's ranking on the overall ease of doing business is 27. Three economies added to the *Doing Business* sample this year—Libya, Myanmar and South Sudan—show similar variation across topics (box 1.1).

This variation can point to important regulatory obstacles for firms. An economy may make it easy to start a business, for example. But if getting financing is difficult, the constraints will hamper the

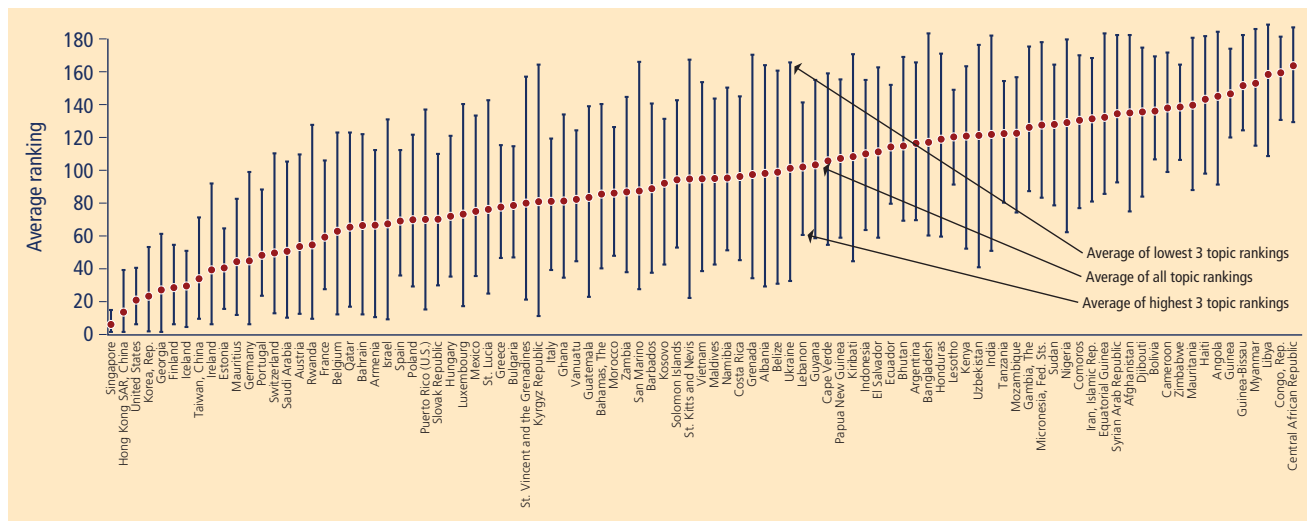
growth of new firms, discouraging entrepreneurship.

WHAT IS THE BIGGER PICTURE?

Doing Business recognizes that the state plays a fundamental role in private sector development. Governments support economic activity by establishing and enforcing rules that clarify property rights and reduce the cost of resolving disputes, that increase the predictability of economic interactions and that provide contractual partners with core protections against abuse. So it is no surprise to find that there is no evidence suggesting that economies that do well on *Doing Business* indicators tend to have governments driven by a “smaller government” philosophy. Indeed, the data suggest otherwise. It is generally the bigger governments (as measured by government consumption expenditure as a percentage of GDP), not the small ones, that tend to provide more of the protections and efficient rules promoted by *Doing Business*.

Economies performing well on *Doing Business* indicators include examples with large governments as well as those

FIGURE 1.3 An economy's regulatory environment may be more business-friendly in some areas than in others



Note: Rankings reflected are those on the 10 *Doing Business* topics included in this year's aggregate ranking on the ease of doing business. Figure is illustrative only; it does not include all 189 economies covered by this year's report. See the country tables for rankings on the ease of doing business and each *Doing Business* topic for all economies.

Source: *Doing Business* database.

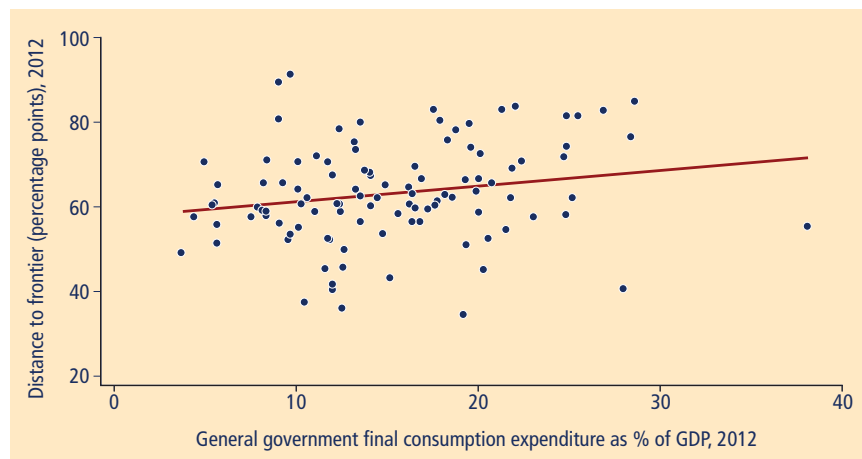
with small ones. Denmark, with among the largest governments in the world, is number 5 in the ease of doing business ranking; the Netherlands, also with one of the largest governments, is number 28. Hong Kong SAR, China, with a relatively small government, is number 2 in the ranking. Economies performing poorly on *Doing Business* indicators also include examples with large and small governments. Zimbabwe, with a large government relative to GDP, ranks at 170; Equatorial Guinea, with a small government, ranks at 166. Nevertheless, on average economies with smaller governments do not perform better on *Doing Business* indicators than those with larger governments (figure 1.4).

Moreover, economies performing well on *Doing Business* indicators are on average more inclusive along at least 2 dimensions. They tend to have smaller informal sectors, meaning that more people have access to the formal market and can benefit from such regulations as social protections and workplace safety regulations (figure 1.5). And they are more likely to have gender equality under the law as measured by the World Bank Group's *Women, Business and the Law* indicators.¹ These 2 aspects of inclusiveness reflect in part a desire by governments

to more effectively allocate resources. This means not hampering the productivity of formal businesses through overly burdensome rules. And it means not needlessly depriving the economy of the skills and contributions of women. Overall, economies with smarter business regulations are more likely to nurture an environment conducive to greater economic inclusion.

No set of indicators can possibly capture the full complexity of a particular reality—in the case of the *Doing Business* indicators, that faced by entrepreneurs as they go about their activities while attempting to comply with the rules established by government. Having a state-of-the-art business registry has less impact on job creation or private sector investment in an economy if roads are lacking, crime is

FIGURE 1.4 Good performance on *Doing Business* indicators is not associated with smaller governments



Note: The correlation between the distance to frontier and government expenditure is 0.20 and significantly different from zero.

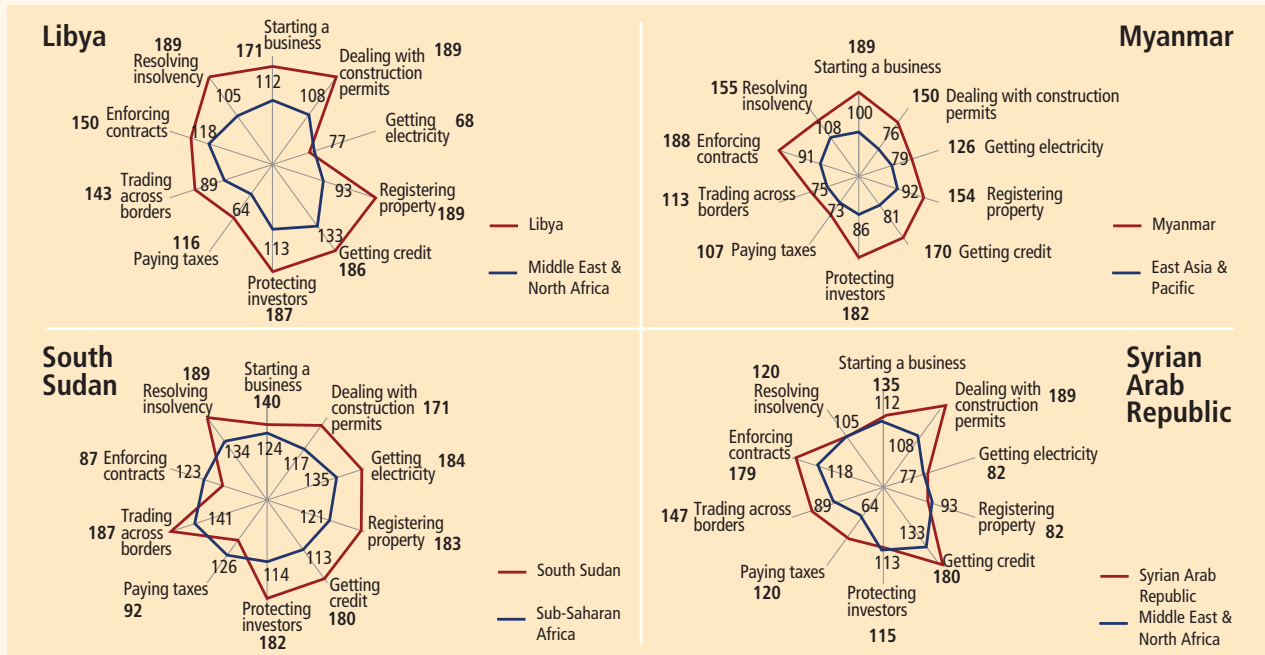
Source: *Doing Business* database; World Bank, World Development Indicators database.

BOX1.1 The right time to improve business regulations

For the first time, this year's report measures business regulations in Libya, Myanmar and South Sudan, economies that emerged from conflict or are starting to open up to the global economy after years of isolation. This is the right time to improve business regulations. Old laws and regulations still apply in Myanmar, including the Companies Act of 1914, the Code of Civil Procedure of 1908 and the Evidence Act, 1872. In Libya the civil code and the civil and commercial procedure codes all date back to 1953. In South Sudan the challenge is not updating old laws and regulations but creating new ones from scratch. This process takes time. Yet since independence in 2011, South Sudan has passed a company law, tax law and insolvency law.

Doing Business provides baseline data that can help inform policy makers designing laws and their implementation. Data in this year's report show that these 3 economies rank among the bottom 10 on the ease of doing business. Although their performance varies somewhat across *Doing Business* topics, the data consistently show that these economies have complex and costly regulatory procedures and weak institutions relevant to business regulation (see figure). But in all 3 economies new laws are under discussion that may affect future editions of the *Doing Business* data. *Doing Business* will continue to measure and monitor potential improvements.

There are many areas for regulatory improvement in fragile and conflict-affected states Global ranking, by *Doing Business* topic



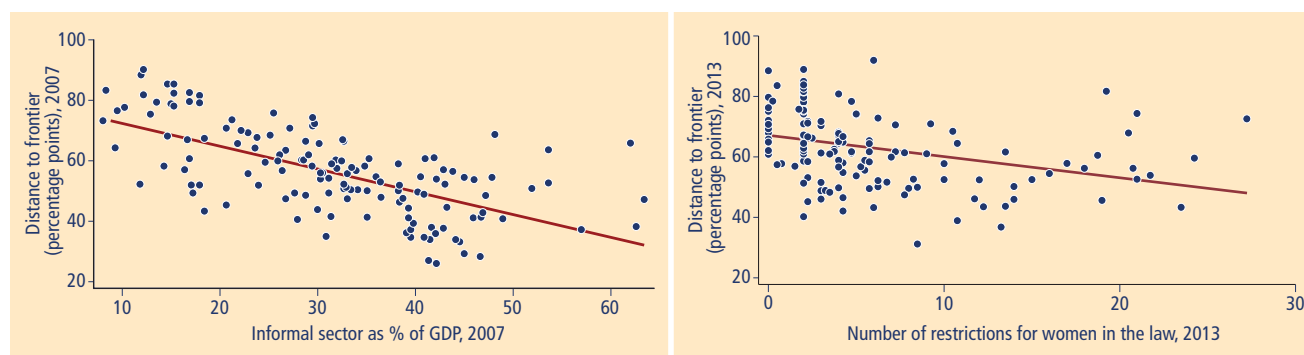
Note: Numbers are economy and regional average rankings, with 1 denoting the highest ranking on a topic and 189 the lowest.
Source: *Doing Business* database.

In economies affected by conflict, reforming business regulations is almost always a difficult task—even as firms often face increasing challenges in the business regulatory environment. Civil strife, a substantial weakening in the state's ability to enforce the law and other characteristics of conflict-affected states often bring about a substantial worsening of the conditions in which the private sector operates. The Syrian Arab Republic was the economy that showed the greatest deterioration in 2012/13 in the areas measured by *Doing Business*. The time and cost associated with trading across borders increased substantially, for example, and no building permits are being issued in Damascus, making it impossible to legally build new construction.

Yet there is encouraging news from other fragile and conflict-affected states. A recently published report, *Doing Business in the g7+ 2013*, shows that all economies in the g7+ group have improved their business regulatory environment since 2005, narrowing the gap with the best performance observed globally by *Doing Business*.^a Sierra Leone, Burundi, Guinea-Bissau, Timor-Leste, Côte d'Ivoire, Togo and the Solomon Islands are all among the 50 economies making the biggest improvements between 2005 and 2012.

a. A special report, *Doing Business in the g7+ 2013* compares business regulations in economies of the g7+ group: Afghanistan, Burundi, the Central African Republic, Chad, the Comoros, the Democratic Republic of Congo, Côte d'Ivoire, Guinea, Guinea-Bissau, Haiti, Liberia, Papua New Guinea, Sierra Leone, the Solomon Islands, South Sudan, Timor-Leste and Togo. The g7+ group is a country-owned and country-led global mechanism established in April 2010 to monitor, report and draw attention to the unique challenges faced by fragile states.

FIGURE 1.5 Good performers on *Doing Business* indicators are likely to be more inclusive—with a smaller informal sector and greater gender equality under the law



Note: The correlation between the distance to frontier and the size of the informal sector is -0.65 . The correlation between the distance to frontier and the number of restrictions for women in the law is -0.34 . Both relationships are significant at the 1% level after controlling for income per capita. The number of restrictions for women in the law refers to those measured by *Women, Business and the Law*, a data set capturing 47 legal restrictions on women's employment and entrepreneurship. Source: *Doing Business* database; Schneider, Buehn and Montenegro 2010; World Bank Group, *Women, Business and the Law* database.

rampant and state capture or corruption is the norm. To understand the challenges faced by businesses, the *Doing Business* rankings and underlying data therefore need to be used in conjunction with other information. Of course, sound business regulations are not the only thing on which a thriving business environment depends. Other areas beyond the focus of *Doing Business* are also important—including stable macroeconomic policy, a well-educated workforce and well-developed infrastructure, just to name a few.

WHAT GAINS WERE ACHIEVED IN 2012/13?

Reforming in any area of government policy is a challenge. Business regulation is no exception. Implementing regulatory changes often requires agreement among multiple agencies in a government. Consider a one-stop shop for business registration. Creating one involves coordination across the business registry, the statistical office, the municipal tax office and the state tax office, to name just a few. But 96 economies have nevertheless done so.

Governments undertake such reforms because reducing the complexity and cost of regulatory processes or strengthening legal institutions relevant to business regulation brings many benefits. Governments benefit from cost savings because the new systems often are easier to maintain (though setting up a new system involves

an initial fixed cost). Firms benefit from more streamlined and less costly processes or more reliable institutions. And economies as a whole benefit from new firm start-ups, more jobs, growth in trade and greater overall economic dynamism (see the chapter on research on the effects of business regulations).

In 2012/13 such efforts continued around the world: 114 economies implemented 238 regulatory reforms making it easier to do business, about 18% more reforms than in the previous year. This is the second highest number of reforms implemented in a year since the financial crisis of 2009.

Inroads in reducing formalities

The results of these reforms are tangible. They can be quantified by adding up all the regulatory procedures, payments and documents required for a small to medium-size firm to complete a set of transactions—such as to start a business, register property and so on—in every economy covered by *Doing Business*. In 2012 such formalities would have come to a total of 21,272 and taken 248,745 days to complete (table 1.2). Thanks to the regulatory reforms undertaken in 2012/13, this regulatory maze now contains about 300 (1.3%) fewer formalities than in 2012.² Compared with 2005, the first year in which data for 9 of the 10 *Doing Business* indicator sets were first collected, the number of formalities has fallen

by about 2,400 (11%) and the time by about 40,000 days.

These calculations are for a hypothetical case taking 1 firm through all procedures measured by *Doing Business* in every economy covered. But some economies are much larger than others, and in these economies the burden of poor regulation affects a larger number of firms. In the 107 economies covered by both *Doing Business* and the World Bank's Entrepreneurship Database, an estimated 3.1 million limited liability companies were newly registered in 2012 alone.³ Assuming that they followed the rules and regulations for company incorporation in their home economy as measured by *Doing Business*, these 3.1 million firms together dealt with 18.7 million different procedures and spent 46.9 million days to get incorporated. But if all 107 economies followed best practice in regulatory processes for starting a business, these new firms would have had to spend only 1.5 million days dealing with the local bureaucracy, leaving them a greater share of their time and entrepreneurial energy to devote to their new business. In other words, because not all economies followed best practice, entrepreneurs spent an extra 45.4 million days satisfying bureaucratic requirements.

Patterns across regions

Patterns of regulatory reform vary across regions. In 2012/13 South Asia had the largest share of economies (75%) with

TABLE 1.2 Total formalities, time and cost to complete one transaction in every economy

	2012	2013	Savings
Starting a business			
Procedures (number)	1,393	1,335	58
Time (days)	5,590	4,700	890
Cost (US\$)	203,765	201,648	2,117
Minimum capital (US\$)	523,148	480,337	42,811
Dealing with construction permits			
Procedures (number)	2,865	2,777	88
Time (days)	33,532	31,951	1,581
Cost (US\$)	2,773,595	2,570,251	203,344
Getting electricity			
Procedures (number)	1,010	1,002	8
Time (days)	20,651	20,625	26
Cost (US\$)	5,640,846	5,506,263	134,583
Registering property			
Procedures (number)	1,105	1,090	15
Time (days)	10,082	9,488	594
Cost (US\$)	5,476,360	5,543,489	-67,129
Paying taxes			
Payments (number per year)	5,141	5,046	95
Time (hours per year)	50,804	50,607	197
Trading across borders			
Documents to export (number)	1,174	1,175	-1
Time to export (days)	4,171	4,132	39
Cost to export (US\$ per container)	278,546	286,385	-7,839
Documents to import (number)	1,372	1,369	3
Time to import (days)	4,702	4,661	41
Cost to import (US\$ per container)	334,393	344,573	-10,180
Enforcing contracts			
Procedures (number)	7,212	7,207	5
Time (days)	117,847	117,489	358
Resolving insolvency			
Time (years)	460	454	6
	2012	2013	Total savings
Total formalities (number)	21,272	21,001	271
Total time (days)	248,745	243,283	5,462
Total cost (US\$)	15,230,653	14,932,946	297,707

Source: *Doing Business* database.

regulatory reforms in at least 1 area measured by *Doing Business*.⁴ Europe and Central Asia, continuing its steady pace of regulatory reform, had the second largest share (73%), closely followed by Sub-Saharan Africa (66%). In East Asia and the Pacific 60% of economies had at least 1 regulatory reform, while in Latin America and the Caribbean only 53% did. The Middle East and North Africa had the smallest share of economies implementing regulatory reforms in at least 1 area (40%), a development that is partly linked to the current political turmoil in the region.

As in previous years, reforms aimed at reducing the complexity and cost of regulatory processes were more common around the world than those focused on strengthening legal institutions relevant to business regulation (figure 1.6). In South Asia, for example, 75% of economies implemented at least 1 reform reducing regulatory complexity and cost, while only 25% had at least 1 aimed at strengthening legal institutions. The pattern is similar across all other regions except East Asia and the Pacific.

WHO IMPROVED THE MOST IN 2012/13?

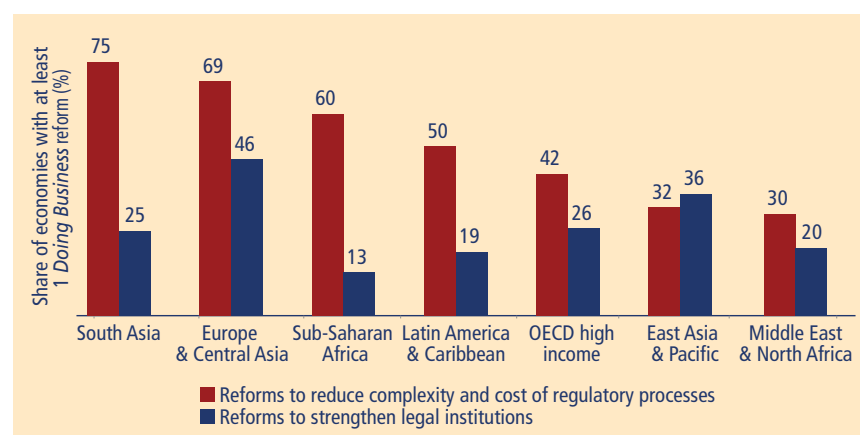
In 2012/13, 29 economies implemented in net 3 or more reforms improving their business regulatory systems or related institutions as measured by *Doing Business*. These 29 include economies from all income groups: high income (5), upper middle income (9), lower middle income (12) and low income (3). And they include economies from all regions.

Among the 29 economies, 10 stand out as having narrowed the distance to frontier the most: Ukraine, Rwanda, the Russian Federation, the Philippines, Kosovo, Djibouti, Côte d'Ivoire, Burundi, the former Yugoslav Republic of Macedonia and Guatemala (table 1.3). Five of these—Burundi, Guatemala, FYR Macedonia, Rwanda and Ukraine—have placed among the economies improving the most in previous years. Together, 10 economies implemented 49 reforms making it easier to do business in 2012/13. Of these reforms, 38 were aimed at reducing the complexity and cost of regulatory processes and 11 at strengthening legal institutions.

Ukraine was the top improver in 2012/13, implementing reforms in 8 of the 10 areas measured by *Doing Business*. Ukraine made starting a business easier by eliminating a separate procedure for registration with the statistical office and abolishing the fee for value added tax registration. It made dealing with construction permits easier by instituting a risk-based approval system that streamlined procedures for simpler buildings with fewer risk factors. And an amendment to the property rights law simplifying the process for registering ownership rights to real estate made both dealing with construction permits and registering property easier.

In addition, Ukraine's private credit bureau (IBCH) began collecting data on firms from banks, expanding the information available to creditors and debtors. The introduction of simpler forms for value added tax and the unified social contribution reduced the time required for tax compliance. The implementation of the new customs code reduced the time to

FIGURE 1.6 Reforms reducing regulatory complexity and cost continued to be more common in 2012/13



Note: Reforms to reduce the complexity and cost of regulatory processes are those in the areas of starting a business, dealing with construction permits, getting electricity, registering property, paying taxes and trading across borders. Reforms to strengthen legal institutions are those in the areas of getting credit, protecting investors, enforcing contracts and resolving insolvency.

Source: *Doing Business* database.

export and import. And an amendment to the bankruptcy law made resolving insolvency easier.

Dealing with construction permits was the most common area of regulatory reform among the top improvers. Nine

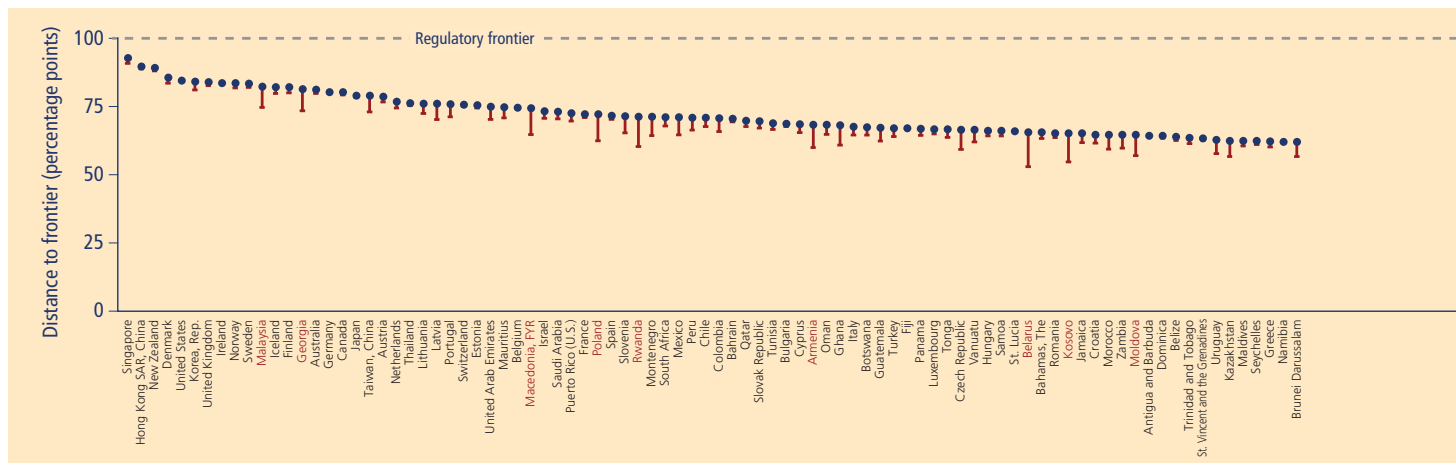
TABLE 1.3 The 10 economies improving the most across 3 or more areas measured by *Doing Business* in 2012/13

		Ease of doing business rank	Reforms making it easier to do business								
			Starting a business	Dealing with construction permits	Getting electricity	Registering property	Getting credit	Protecting investors	Paying taxes	Trading across borders	Enforcing contracts
1	Ukraine	112	√	√	√	√	√		√	√	√
2	Rwanda	32	√	√		√	√	√	√	√	√
3	Russian Federation	92	√	√	√	√			√		
4	Philippines	108		√			√		√		
5	Kosovo	86	√	√		√			√		
6	Djibouti	160	√				√				√
7	Côte d'Ivoire	167	√	√		√				√	
8	Burundi	140	√	√	√	√			√	√	
9	Macedonia, FYR	25		√	√	√	√	√	√		
10	Guatemala	79	√	√					√		

Note: Economies are selected on the basis of the number of their reforms and ranked on how much they improved in the distance to frontier measure. First, *Doing Business* selects the economies that implemented reforms making it easier to do business in 3 or more of the 10 topics included in this year's aggregate ranking. Regulatory reforms making it more difficult to do business are subtracted from the number of those making it easier. Second, *Doing Business* ranks these economies on the improvement in their distance to frontier score from the previous year. The improvement in their score is calculated not by using the data published in 2012 but by using comparable data that capture data revisions. The choice of the most improved economies is determined by the largest improvements in the distance to frontier score among those with at least 3 reforms.

Source: *Doing Business* database.

FIGURE 1.7 How far have economies moved toward the frontier in regulatory practice since 2009?



Note: The distance to frontier measure shows how far on average an economy is at a point in time from the best performance achieved by any economy on each *Doing Business* indicator since 2003 or the first year in which data for the indicator were collected. The measure is normalized to range between 0 and 100, with 100 representing the frontier. The data refer to the 183 economies included in *Doing Business 2010* (2009). Six economies were added in subsequent years. The vertical bars show the change in the distance to frontier from 2009 to 2013. The 20 economies improving the most are highlighted in red.

Source: *Doing Business* database.

of the 10 made changes in this area. Improvements in construction permitting often show results only after a long lag following the approval of new laws or systems. In Russia it took more than a decade for the national urban planning code of 1997 to be implemented in Moscow. The mayor finally adopted the code in April 2011, replacing multiple ad hoc regulations. But builders in Moscow are only now experiencing the positive effects of its implementation. In Guatemala City the municipality expanded the one-stop shop for construction permitting to include the water company, EMPAGUA, in 2012.

Property registration was another common focus, with 7 of the top improvers implementing changes in this area. The Rwanda Natural Resources Authority implemented a systematic land registration program, and now 90% of properties in the country are registered. In March 2013 Burundi established a one-stop shop for property transfers.

Guatemala, FYR Macedonia, the Philippines, Rwanda and Ukraine simplified the process of paying taxes for firms. Expanding or introducing online filing and payment systems and simplifying tax forms were the most common features of the reforms in these economies.

Other top improvers enhanced insolvency legislation, strengthened the legal rights of creditors or increased the scope of credit information available. The Philippines improved credit information sharing by guaranteeing borrowers' right to access their data in the country's largest credit bureau. In FYR Macedonia new amendments to the Law on Contractual Pledge, adopted in June 2012, allow more flexibility in the design of debt agreements using movable collateral. And in Djibouti a new commercial code that replaced the one from 1986 strengthened the legal rights of creditors and improved the insolvency framework.

Improvements to the import and export process were also common. Russia introduced a new data interchange system in 2009 enabling traders to submit customs declarations and supporting documents electronically. The number of users has since grown, and it is now the most popular method of submitting customs declarations. Rwanda implemented an electronic single-window system in January 2013 at the Rusumo border post with Tanzania, the post used to access the port of Dar es Salaam. Connected to such institutions as the Rwanda Bureau of Standards and the Rwanda Development Board, the system allows traders to

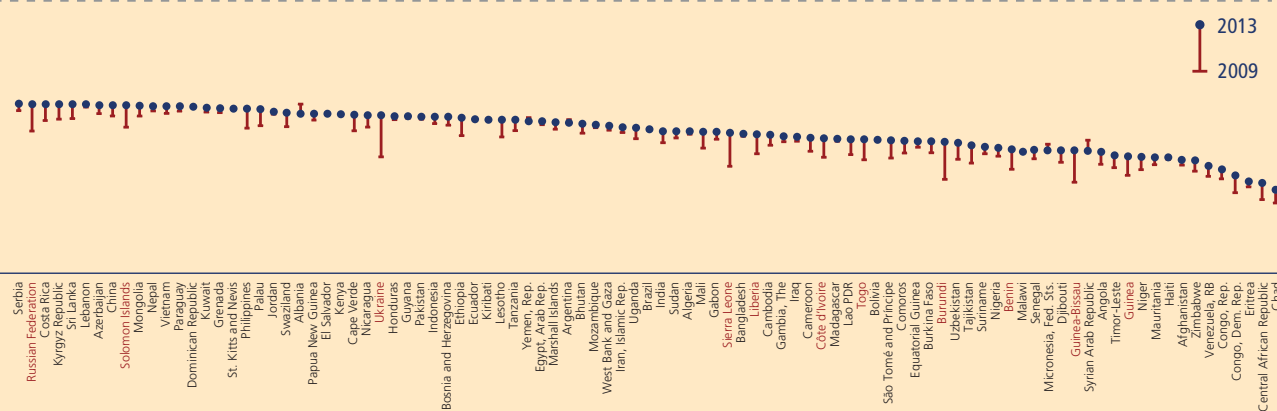
receive verifications and approvals electronically.

Four economies among the 10 improvers reduced the complexity and cost of getting an electricity connection. Russia made obtaining a connection simpler and less costly by streamlining procedures and setting standard connection tariffs.

Only 2 of the 10 top improvers strengthened the protections of minority investors—Rwanda and FYR Macedonia. And only 1 made enforcing contracts easier—Côte d'Ivoire, by introducing a specialized commercial court.

WHO IMPROVED THE MOST IN THE PAST 5 YEARS?

Many of the top improvers in 2012/13 have been actively reforming business regulations for several years. This year's report presents the global trends since 2009. That year was chosen for 2 main reasons. First, starting with 2009 provides 5 annual data points, allowing analysis of medium-term improvements. And second, it means that the distance to frontier measure can be used to analyze the improvement across all 10 topics now included in the ease of doing business ranking, since 2009 was the first



year in which data were collected for the getting electricity indicators.

Regulations have become more business-friendly over time, but for a large number of economies there is ample room for more improvement. On average since 2009, the 183 economies included in the analysis have narrowed the gap with the regulatory frontier by 3.1 percentage points (figure 1.7). In 2009 these economies were 41.3 percentage points from the frontier on average, with the closest economy 9.3 percentage points away and the furthest one 72.3 percentage points away. Now these 183 economies are 38.1 percentage points from the frontier on average, with the closest economy 7.8 percentage points away and the furthest economy 68.8 percentage points away.

Two-thirds of the reforms recorded by *Doing Business* in the past 5 years focused on reducing the complexity and cost of regulatory processes; the remaining third sought to strengthen the institutional framework for business regulation. Among the 183 economies, only 7 implemented no changes in any of the areas measured by *Doing Business*—Antigua and Barbuda, Bolivia, Eritrea, Iraq, Kiribati, the Federated States of Micronesia and the United States. Except for the United States, these are

economies that typically rank low on the ease of doing business.

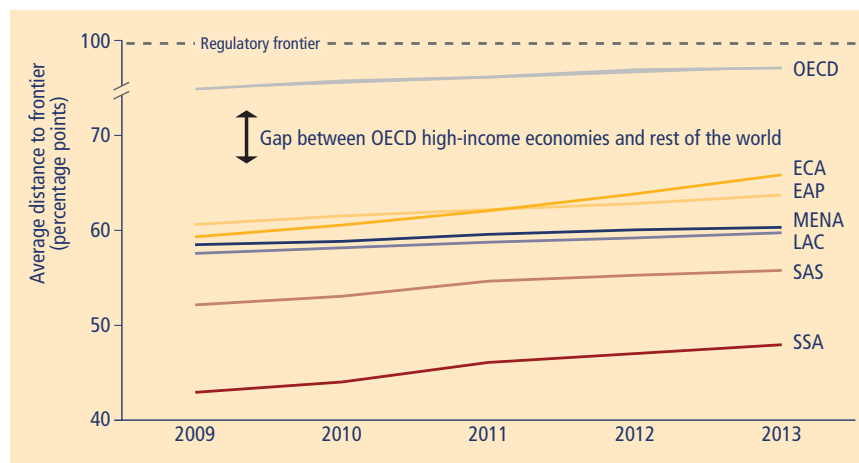
In some economies the absence of regulatory reforms may reflect a turbulent political and institutional environment, which sharply limits the government's ability to focus on creating a more business-friendly regulatory environment. Civil conflicts, widespread poverty and serious constraints in administrative capacity may make it difficult, for example, to strengthen creditors' rights, create a more efficient judicial system or expand the range of protections afforded to minority shareholders. In other economies, however, the issue is not capacity or resource constraints but the policy choices the authorities have made, often biased against the private sector. In these economies the distance to frontier measure reveals a significant worsening in the quality of the business regulatory environment over the past several years, with small and medium-size enterprises facing a growing number of cumbersome restrictions and distortions.

Improvement across regions and income groups

Since 2009 all regions of the world and economies at all income levels have improved their business regulations on

average. Moreover, improvement is happening where it is most needed. The regions where regulatory processes are longer and costlier and regulatory institutions are weaker are also those where the biggest improvements have occurred. Over the past 5 years Sub-Saharan Africa reduced the gap with the regulatory frontier by 3 times as much as OECD high-income economies did (figure 1.8). And low-income economies improved their average distance to frontier score at twice the rate that high-income economies did (figure 1.9). Part of the explanation is that high-income economies were much closer to the frontier to start with and therefore had less room to improve. But low-income economies have nevertheless made an important effort to improve business regulations since 2009.

Business regulatory reform is particularly relevant in low-income economies. Information presented in this year's report shows the link between better business regulations and economic growth (see the chapter on research on the effects of business regulations). Moreover, recent research shows that economic growth remains the most important factor in determining the pace of income growth for poor people.⁵ Together, this evidence indicates that having sensible business regulations contributes to reducing poverty

FIGURE 1.8 All regions are improving in the areas measured by *Doing Business*

Note: The distance to frontier measure shows how far on average an economy is at a point in time from the best performance achieved by any economy on each *Doing Business* indicator since 2003 or the first year in which data for the indicator were collected. The measure is normalized to range between 0 and 100, with 100 representing the frontier. The data refer to the 183 economies included in *Doing Business 2010* (2009) and to the regional classifications for 2013. Six economies were added in subsequent years. EAP = East Asia and the Pacific; ECA = Europe and Central Asia; LAC = Latin America and the Caribbean; MENA = Middle East and North Africa; OECD = OECD high income; SAS = South Asia; SSA = Sub-Saharan Africa.

Source: *Doing Business* database.

and boosting shared prosperity, the twin goals of the World Bank Group.

Across regions, starting a business emerges as the area with the largest share of reforms since 2009. Among OECD high-income economies resolving insolvency and paying taxes are the areas with the highest shares of reformers. A similar

pattern can be seen in Europe and Central Asia, where 73% of economies reformed in resolving insolvency and 85% in paying taxes. These reform choices partly reflect the response to the global financial crisis, which created a pressing need to streamline insolvency processes and lighten the burden of tax administration on the enterprise sector.

Beyond starting a business, different regions focused their regulatory reform efforts on different areas. In Sub-Saharan Africa the second greatest area of focus since 2009 has been trading across borders, while in South Asia economies were more likely to focus on registering property. In East Asia and the Pacific and Latin America and the Caribbean the focus was on paying taxes, and in the Middle East and North Africa on getting credit.

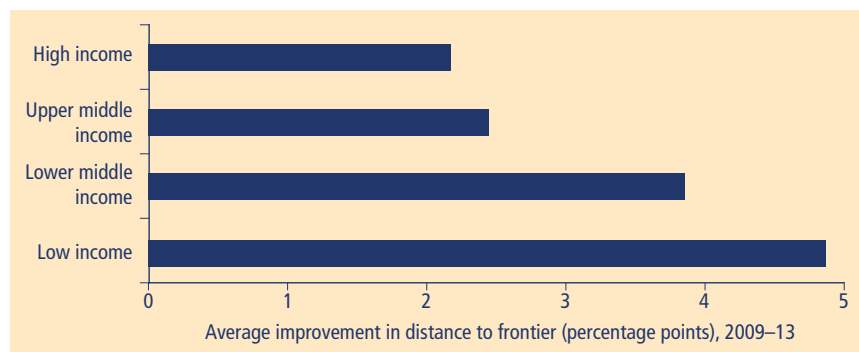
Although starting a business has been the most common area of regulatory reform, it is not the area with the biggest improvements at the regional level since 2009—mainly because the starting point in 2009 was already closer to the regulatory frontier than it was in other areas. OECD high-income economies narrowed the gap with the frontier the most in resolving insolvency, Europe and Central Asia in paying taxes, South Asia in registering property, and the Middle East and North Africa, East Asia and the Pacific and Sub-Saharan Africa in getting credit.

The 20 economies narrowing the gap the most

Of the 20 economies narrowing the gap with the regulatory frontier the most since 2009, 9 are in Sub-Saharan Africa, 8 are in Europe and Central Asia, 2 are in East Asia and the Pacific, and 1 is an OECD high-income economy (figure 1.7). None are in the Middle East and North Africa or Latin America and the Caribbean, the regions that consistently have smaller numbers of reformers. Among the 20 economies are both small and large economies as well as economies at all income levels, though there is a higher incidence of low- and lower-middle-income economies. Together over the past 5 years, these 20 economies implemented 253 regulatory reforms making it easier to do business, about 20% of the global total for the period. Two of them—Ukraine and Rwanda—implemented at least 1 regulatory reform in every area measured by *Doing Business*. In line with the global trend, starting a business was the most common area of regulatory reform among the 20 economies, followed by paying taxes.

The 20 economies narrowing the regulatory gap the most are dynamic in other

FIGURE 1.9 Low-income economies have narrowed the gap with the regulatory frontier the most since 2009



Note: The distance to frontier measure shows how far on average an economy is at a point in time from the best performance achieved by any economy on each *Doing Business* indicator since 2003 or the first year in which data for the indicator were collected. The measure is normalized to range between 0 and 100, with 100 representing the frontier. The data refer to the 183 economies included in *Doing Business 2010* (2009) and to the income group classifications for 2013. Six economies were added in subsequent years.

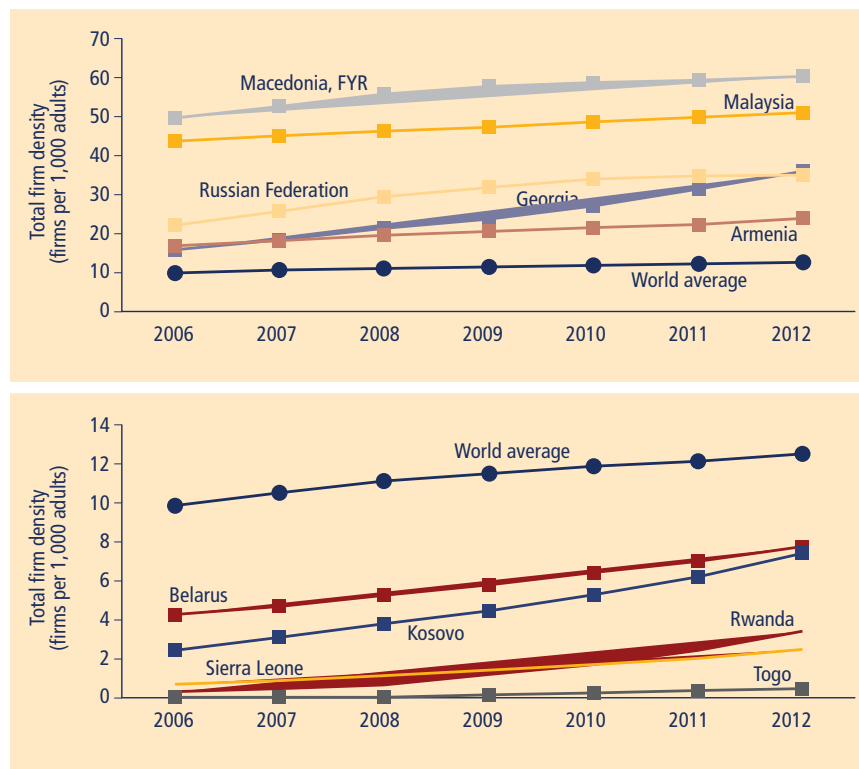
Source: *Doing Business* database.

ways as well. Overall, new firm creation in these economies has at least kept pace with the world average in recent years. Total firm density—the number of firms per 1,000 adults—has steadily increased (figure 1.10). In Russia, for example, the number of firms per 1,000 adults grew from 22 in 2006 to 35 in 2012. In a few of the Sub-Saharan African economies the number increased more than 10-fold. In Rwanda the number of firms per 1,000 adults rose from 0.3 to 3.4. While this is still substantially below the world average of 12.4, the increase over time is impressive. Globally, both total firm density and new firm density (the number of new firms created per 1,000 adults) are significantly correlated with performance on the *Doing Business* indicators (figure 1.11).

IN WHAT AREAS HAS THE GAP BEEN NARROWING THE MOST?

Among the more encouraging trends shown by *Doing Business* data over the past decade is the gradual convergence in economies' performance in the areas tracked by the indicators. Economies with the weakest regulatory institutions and the most complex and costly regulatory processes tend to undertake regulatory reform less often. But when they do, they focus on the areas where their regulatory performance is worse, slowly but steadily beginning to adopt some of the better practices seen among the best performers. Here is an example: In 2005 the time to start a business in the economies

FIGURE 1.10 A steady increase in total firm density among economies narrowing the regulatory gap the most since 2009



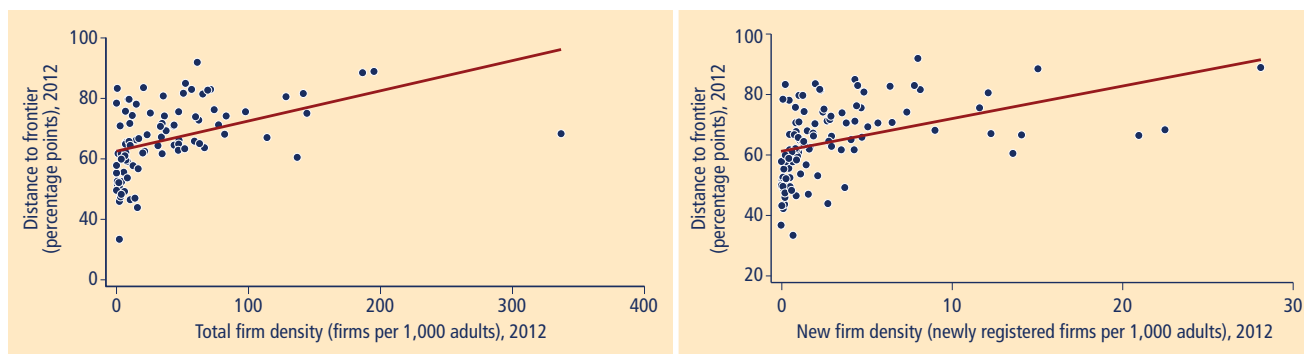
Note: Data refer to limited liability companies. Other economies among the 20 narrowing the regulatory gap the most are excluded from the figure because of missing data. Source: World Bank Group Entrepreneurship Snapshots, 2013 edition.

ranking in the worst quartile on this indicator averaged 113 days. Among the best 3 quartiles it averaged 29 days. Today that gap is substantially narrower. While the difference is still substantial

at 33 days, it is considerably smaller than the 85 days in 2005 (figure 1.12).

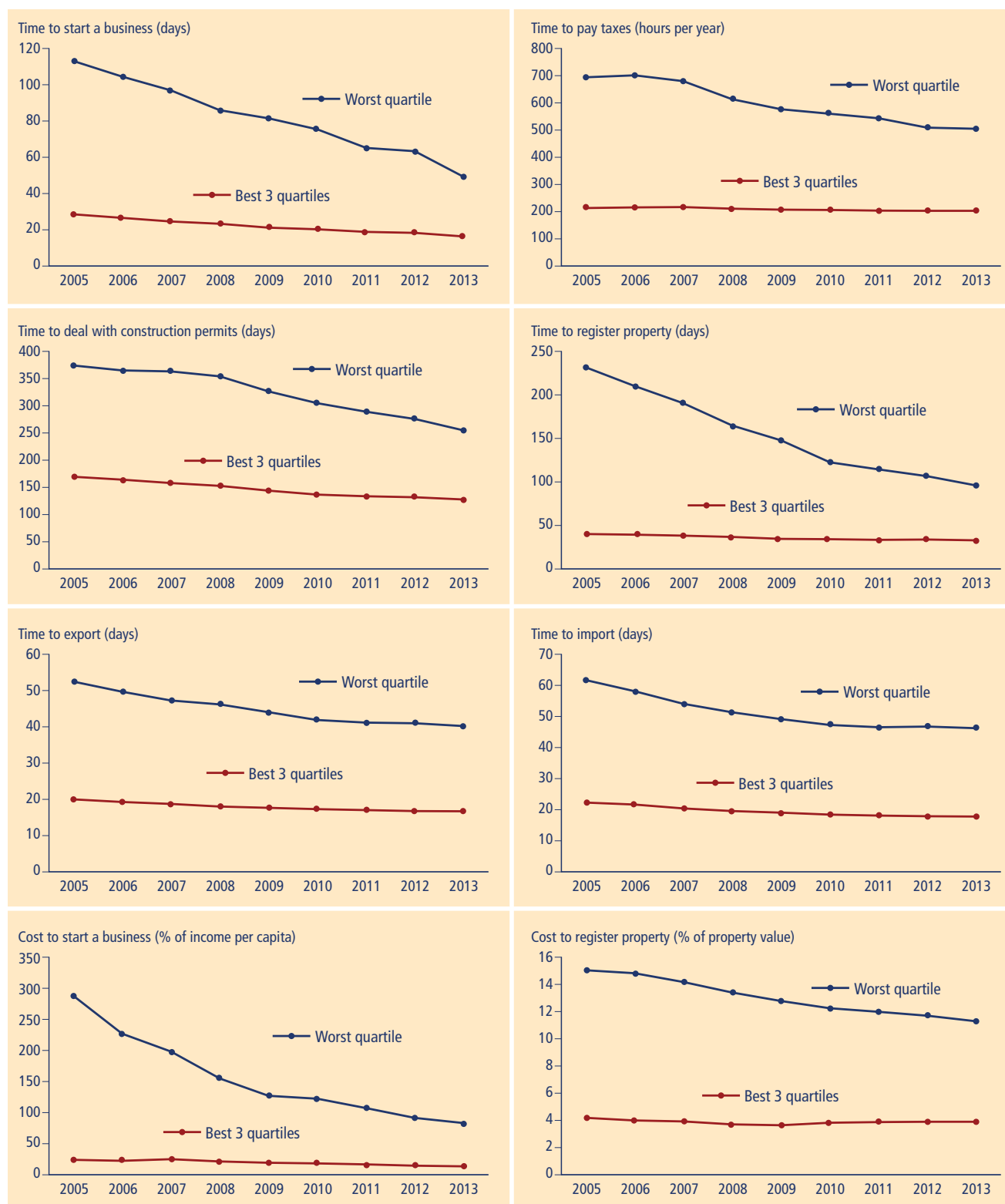
Similar trends can be seen in other indicators measuring the complexity and cost

FIGURE 1.11 Greater firm density in economies closer to the regulatory frontier



Note: The correlation between the distance to frontier and total firm density is 0.44. The correlation between the distance to frontier and new firm density is 0.43. Both correlations are significant at the 1% level. Data refer to limited liability companies. Source: *Doing Business* database; World Bank Group Entrepreneurship Snapshots, 2013 edition.

FIGURE 1.12 Strong convergence across economies since 2005
Averages by group



Note: Economies are ranked in quartiles by performance in 2005 on the indicator shown. The data refer to the 174 economies included in *Doing Business 2006* (2005). Fifteen economies were added in subsequent years.

Source: *Doing Business* database.

of regulatory processes. These trends are wholly in keeping with the World Bank Group's mandate of helping to narrow the differences between high- and upper-middle-income economies at relatively advanced stages of development and low- or lower-middle-income economies facing more adverse circumstances. Accelerating this convergence is at the heart of effective development policies, and the improvements in performance on *Doing Business* indicators by economies around the world are an encouraging sign.

A similar convergence can be seen when the data are aggregated by region. While OECD high-income economies continue to have the strongest legal institutions and the least complex and costly regulatory processes on average, Europe and Central Asia has been narrowing the gap with their performance, more so than any other region. To a great extent this reflects efforts by the 8 economies joining the European Union in 2004, which have largely continued on a path of comprehensive and ambitious economic and institutional reforms. In the period leading up to EU entry the incentive was to meet the entry criteria. But after 2004 the emphasis shifted to ensuring that they could compete with their more developed high-income partners. Thus in 2012, for example, Poland was the economy that had narrowed the gap with the regulatory frontier the most over the previous year, among all 185 economies ranked. This suggests that the economic integration in the European Union over the past decade has been an effective mechanism in promoting convergence. Indeed, Poland is now classified as a high-income economy, a remarkable achievement over 2 decades.

Every region has a leading champion in the scope of improvements made since 2005—whether Poland for OECD high-income economies, China for East Asia and the Pacific or Colombia for Latin America and the Caribbean. And this year a small country in Sub-Saharan Africa, Rwanda, overtook another small country—Georgia, in Europe and Central Asia—as the economy advancing furthest toward the regulatory frontier since 2005 (table 1.4).

DO DOING BUSINESS REFORMS GO HAND IN HAND WITH OTHER REFORMS?

Since its inception in 2003 *Doing Business* has recorded more than 2,100 regulatory reforms making it easier to do business, about 25% of which have been inspired or informed by the report and the associated database.⁶ Most economies that undertake regulatory reforms as recorded by *Doing Business* do so as part of a broader reform agenda. Data show that governments investing resources in *Doing Business* reforms in the past decade have also introduced many policy changes in other important areas.

One such area is governance. Data show that improvements in the areas measured by *Doing Business* are positively correlated with changes in general regulatory quality, a key element of the overall quality of governance. This suggests that economies reforming in areas tracked by *Doing Business* are likely to be reforming regulation more broadly, not just business regulation. There is also a positive association between improvements in *Doing Business* indicators and improvements in rule of law and control of corruption. This result is confirmed using other data sources as well. Economies that have improved their performance on *Doing Business* indicators have also improved their performance on governance measures such as those published by Transparency International, Freedom House and the World Bank, in its Country Policy and Institutional Assessments (CPIA) (figure 1.13).⁷

Another such area is health and education. Economies that implement reforms in areas measured by *Doing Business* also improve health and education at least as fast on average as economies not focusing on such reforms (figure 1.14). This relationship is assessed using the Human Development Index and its components on health and education.⁸ The result suggests that a focus on improving the quality of the regulatory framework underpinning private sector activity need not imply a simultaneous lack of attention to improvements in health and education. The cost to amend a company or secured

transactions law, or to create a one-stop shop for company incorporation, is insignificant compared with the cost to build a hospital or university. There is no evidence to support the view that progress in one policy area necessarily preempts progress in others.

In addition, many economies implementing reforms in areas measured by *Doing Business* are also putting in place measures to improve gender equality. Among the 42 economies identified by *Women, Business and the Law* as having moved their laws and regulations toward greater gender equality over the past 2 years, 65% also reformed in areas tracked by *Doing Business* during the same period.

WHAT IS IN THIS YEAR'S REPORT?

This year's report presents for the first time a separate chapter about research on the effects of business regulations. There is a rapidly growing body of empirical research examining the impact of improvements in many of the regulatory areas tracked by the *Doing Business* indicators, and this chapter provides a useful—and encouraging—synthesis. This year's report also presents an expanded data set. It includes 189 economies, featuring for the first time data for Libya, Myanmar, San Marino and South Sudan.

Like previous reports, this year's report includes case studies. These focus on good practices in 6 of the areas measured by *Doing Business* indicator sets, with a particular focus on e-government and online government services. The case studies look at the role of minimum capital requirements in starting a business; risk-based inspections in dealing with construction permits; the cost structure in getting electricity; single-window systems in trading across borders; e-filing and e-payment in paying taxes; and e-courts in enforcing contracts. In choosing case studies and describing attempts in different parts of the world to implement better practices, the report has attempted to illustrate experiences and highlight processes with broad relevance for governments considering similar reforms. There are potentially useful

TABLE 1.4 The 50 economies narrowing the distance to frontier the most since 2005

	Economy	Region	Distance to frontier (percentage points)			Total regulatory reforms ^a
			2005	2013	Improvement	
1	Rwanda	SSA	37.4	70.5	33.1	34
2	Georgia	ECA	48.4	80.8	32.3	36
3	Belarus	ECA	41.1	67.1	26.0	29
4	Ukraine	ECA	38.2	61.3	23.1	26
5	Macedonia, FYR	ECA	54.3	74.2	19.9	31
6	Burkina Faso	SSA	30.6	50.0	19.4	20
7	Kyrgyz Republic	ECA	44.9	63.7	18.8	14
8	Tajikistan	ECA	30.8	48.4	17.6	14
9	Burundi	SSA	33.2	50.6	17.4	21
10	Egypt, Arab Rep.	MENA	38.0	55.1	17.1	23
11	Mali	SSA	34.3	51.2	16.9	16
12	Sierra Leone	SSA	37.3	54.1	16.8	20
13	China	EAP	45.0	60.9	15.9	18
14	Poland	OECD	57.6	73.4	15.8	22
15	Azerbaijan	ECA	49.0	64.6	15.6	18
16	Colombia	LAC	55.1	70.3	15.2	27
17	Ghana	SSA	52.0	67.0	15.0	12
18	Guinea-Bissau	SSA	32.9	47.2	14.2	7
19	Croatia	ECA	49.1	63.2	14.0	23
20	Côte d'Ivoire	SSA	36.5	50.2	13.7	14
21	Guatemala	LAC	51.1	64.7	13.6	18
22	Kazakhstan	ECA	48.4	61.8	13.5	20
23	Armenia	ECA	56.2	69.7	13.5	23
24	Madagascar	SSA	41.9	54.2	12.3	19
25	Mauritius	SSA	61.4	73.5	12.0	23
26	Angola	SSA	32.5	44.5	12.0	9
27	Senegal	SSA	35.7	47.6	12.0	11
28	Morocco	MENA	52.0	63.9	11.8	18
29	Russian Federation	ECA	49.9	61.6	11.6	22
30	Togo	SSA	36.7	48.1	11.3	9
31	Yemen, Rep.	MENA	43.9	55.1	11.2	7
32	Saudi Arabia	MENA	60.1	71.3	11.1	19
33	Lao PDR	EAP	37.2	48.3	11.1	12
34	Czech Republic	OECD	57.6	68.7	11.1	22
35	Moldova	ECA	54.5	65.6	11.1	21
36	Timor-Leste	EAP	27.9	38.8	10.9	6
37	India	SAS	40.7	51.3	10.6	17
38	Mozambique	SSA	45.0	55.5	10.5	12
39	Niger	SSA	31.8	42.3	10.5	11
40	Peru	LAC	60.0	70.4	10.4	19
41	São Tomé and Príncipe	SSA	35.7	46.0	10.3	5
42	Costa Rica	LAC	49.7	60.0	10.3	12
43	Malaysia	EAP	71.4	81.6	10.2	17
44	Uzbekistan	ECA	38.2	48.3	10.0	19
45	Slovenia	OECD	60.0	70.0	10.0	17
46	Lesotho	SSA	46.0	56.0	10.0	9
47	Zambia	SSA	54.8	64.8	10.0	10
48	Mexico	LAC	61.9	71.8	9.9	19
49	Cambodia	EAP	40.3	50.1	9.8	8
50	Solomon Islands	EAP	51.3	61.0	9.8	5

Note: Rankings are based on the absolute difference for each economy between its distance to frontier in 2005 and that in 2013. The data refer to the 174 economies included in *Doing Business* 2006 (2005). Fifteen economies were added in subsequent years. The distance to frontier measure shows how far on average an economy is at a point in time from the best performance achieved by any economy on each *Doing Business* indicator since 2003 or the first year in which data for the indicator were collected. The measure is normalized to range between 0 and 100, with 100 representing the frontier. EAP = East Asia and the Pacific; ECA = Eastern Europe and Central Asia; LAC = Latin America and the Caribbean; MENA = Middle East and North Africa; OECD = OECD high income; SAS = South Asia; SSA = Sub-Saharan Africa.

a. Reforms making it easier to do business as recorded by *Doing Business* since 2005.

Source: *Doing Business* database.

TABLE 1.5 Good practices around the world, by *Doing Business* topic

Topic	Practice	Economies ^a	Examples
Making it easy to start a business	Putting procedures online	109	Azerbaijan; Chile; Costa Rica; Hong Kong SAR, China; FYR Macedonia; New Zealand; Peru; Singapore
	Having no minimum capital requirement	99	Cape Verde; Greece; Kazakhstan; Kenya; Kosovo; Lithuania; Mexico; Mongolia; Morocco; Netherlands; Serbia; United Kingdom; West Bank and Gaza
	Having a one-stop shop	96	Bahrain; Benin; Burkina Faso; Burundi; Côte d'Ivoire; Georgia; Guatemala; Republic of Korea; Kosovo; Peru; Vietnam
Making it easy to deal with construction permits	Having comprehensive building rules	140	Azerbaijan; Comoros; France; Taiwan, China
	Using risk-based building approvals	87	Belize; Estonia; Indonesia; Namibia
	Having a one-stop shop	36	Burundi; Guatemala; Malaysia; Montenegro
Making it easy to obtain an electricity connection	Streamlining approval processes (utility obtains excavation permit or right of way if required)	107 ^b	Armenia; Austria; Cambodia; China; Kuwait; Malaysia; Panama
	Providing transparent connection costs and processes	103 ^c	France; Germany; Ireland; Netherlands; Trinidad and Tobago
	Reducing the financial burden of security deposits for new connections	98	Argentina; Austria; Brazil; Kyrgyz Republic; Latvia; Mozambique; Nepal; Russian Federation
	Ensuring the safety of internal wiring by regulating the electrical profession rather than the connection process	41	Denmark; Germany; Iceland; Japan; San Marino
Making it easy to register property	Using an electronic database for encumbrances	116	Chile; Denmark; Jamaica; Republic of Korea; Sweden
	Offering cadastre information online	51	Colombia; Finland; Malaysia; South Africa; United Kingdom
	Offering expedited procedures	18	Kazakhstan; Mongolia; Nicaragua; Portugal; Romania
	Setting fixed transfer fees	10	Georgia; New Zealand; Russian Federation; Rwanda; Slovak Republic
Making it easy to get credit	<i>Legal rights</i>		
	Allowing out-of-court enforcement	124	Australia; Guatemala; India; Peru; Russian Federation; Serbia; Sri Lanka
	Allowing a general description of collateral	92	Cambodia; Canada; Nigeria; Puerto Rico (U.S.); Romania; Rwanda; Singapore
	Maintaining a unified registry	65	Afghanistan; Bosnia and Herzegovina; Ghana; Honduras; Montenegro; New Zealand; Romania
	<i>Credit information</i>		
	Distributing data on loans below 1% of income per capita	128	Brazil; Bulgaria; Germany; Kenya; Malaysia; Sri Lanka; Tunisia
	Distributing both positive and negative credit information	109	China; Croatia; India; Italy; Jordan; Panama; South Africa
Distributing credit information from retailers or utilities as well as financial institutions	57	Fiji; Lithuania; Nicaragua; Rwanda; Saudi Arabia; Spain	
Protecting investors	Allowing rescission of prejudicial related-party transactions ^d	74	Brazil; Ghana; Iceland; India; Mauritius; Rwanda
	Regulating approval of related-party transactions	62	Belarus; Bulgaria; France; Thailand; United Kingdom
	Requiring detailed disclosure	52	Hong Kong SAR, China; New Zealand; Singapore; United Arab Emirates; Vietnam
	Allowing access to all corporate documents during the trial	47	Chile; Ireland; Israel; Slovak Republic; Tanzania
	Requiring external review of related-party transactions	43	Australia; Arab Republic of Egypt; Sweden; Turkey; Zimbabwe
	Allowing access to all corporate documents <i>before</i> the trial	31	Greece; Indonesia; Japan; South Africa; Timor-Leste
	Defining clear duties for directors	30	Colombia; Kuwait; Malaysia; Mexico; Slovenia; United States
Making it easy to pay taxes	Allowing self-assessment	160	Argentina; Canada; China; Rwanda; Sri Lanka; Turkey
	Allowing electronic filing and payment	76	Australia; Colombia; India; Lithuania; Malta; Mauritius; Tunisia
	Having one tax per tax base	55	FYR Macedonia; Namibia; Paraguay; United Kingdom
Making it easy to trade across borders	Allowing electronic submission and processing	151 ^e	Greece; Lao PDR; South Africa; Uruguay
	Using risk-based inspections ^f	134	Botswana; Georgia; Mauritania; United States
	Providing a single window ^f	73 ^g	Azerbaijan; Colombia; Mexico; Mozambique
Making it easy to enforce contracts	Maintaining specialized commercial court, division or judge	90	Canada; Côte d'Ivoire; Hungary; Luxembourg; Mauritius; Togo
	Allowing electronic filing of complaints	17	Austria; Israel; Malaysia; United Arab Emirates; United States
Making it easy to resolve insolvency	Requiring professional or academic qualifications for insolvency administrators by law	110	The Bahamas; Belarus; Colombia; Namibia; Poland; United Kingdom
	Allowing creditors' committees a say in insolvency proceeding decisions	109	Australia; Bulgaria; Philippines; United States; Uzbekistan
	Specifying time limits for the majority of insolvency procedures	97	Albania; Italy; Japan; Republic of Korea; Lesotho; Ukraine
	Providing a legal framework for out-of-court workouts	84	Argentina; Hong Kong SAR, China; Latvia; Philippines; Romania

a. Among 189 economies surveyed, unless otherwise specified.

b. Among 154 economies surveyed.

c. Based on data from *Doing Business 2013*.

d. Rescission is the right of parties involved in a contract to return to a state identical to that before they entered into the agreement.

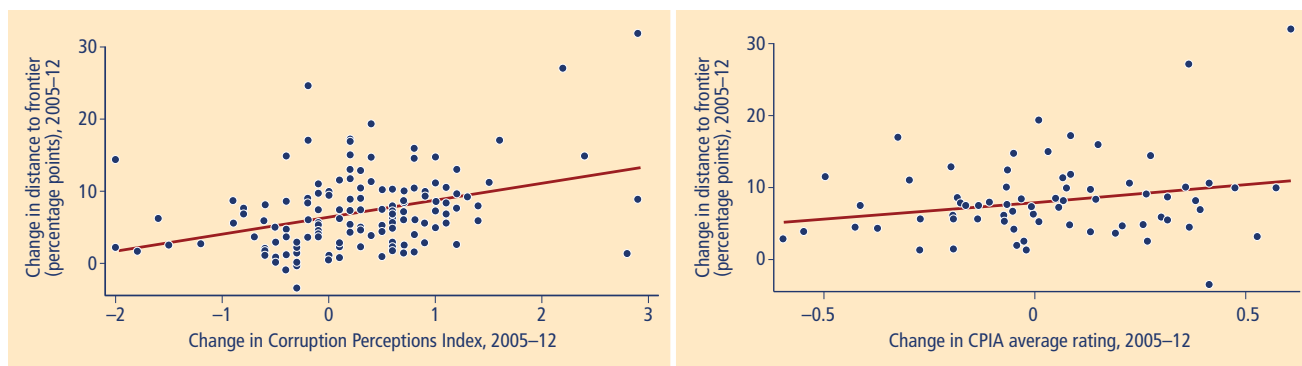
e. Forty-four have a full electronic data interchange system, 107 a partial one.

f. Among 181 economies surveyed.

g. Eighteen have a single-window system that links all relevant government agencies, 55 a system that does so partially.

Source: *Doing Business* database.

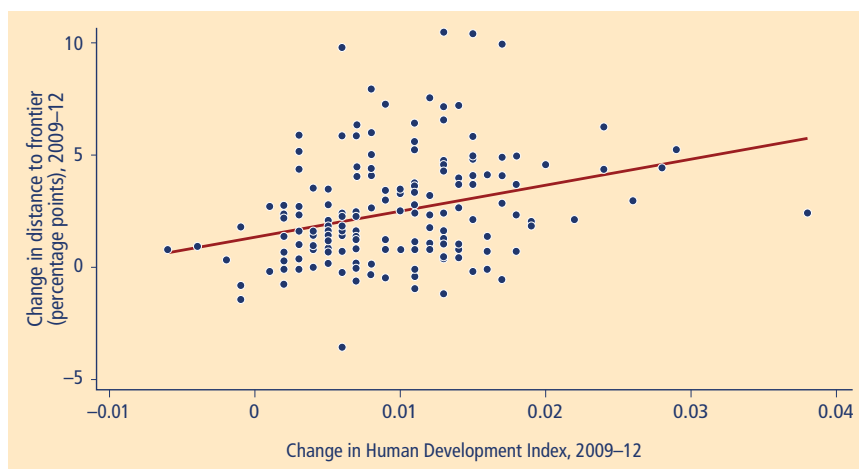
FIGURE 1.13 Improvements in *Doing Business* indicators are positively correlated with improvements in institutional and governance measures



Note: For years before 2009 the distance to frontier data exclude the getting electricity indicators because data for these indicators are not available. The correlation between the change in the distance to frontier and the change in the Corruption Perceptions Index is 0.36. The correlation between the change in the distance to frontier and the change in the CPIA average rating is 0.23. Both relationships are significant at the 5% level after controlling for income per capita. The CPIA data refer to 77 economies covered in 2005.

Source: *Doing Business* database; Transparency International data; World Bank data.

FIGURE 1.14 Economies making it easier to do business are also improving human development, including education and health



Note: The correlation between the change in the distance to frontier and the change in the Human Development Index is 0.31. The relationship is significant at the 1% level after controlling for income per capita.

Source: *Doing Business* database; United Nations Development Programme data.

lessons to be learned from the experiences of others.

The kind of data delivered by *Doing Business* over the years has sustained the interest of policy makers. One reason is that implementing coherent economic policies in the face of a rapidly changing global economy and an uncertain economic outlook is a great challenge. Many of the factors shaping the environment in which economic policies are formulated lie well outside the control of most policy makers,

especially those in the developing world; global interest rates, the international prices of primary commodities, the quality of macroeconomic management in the larger economies, are all examples that come to mind. But the rules and regulations that governments choose to put in place to underpin private sector activity are largely homemade. Whether the rules are sensible or excessively burdensome, whether they create perverse incentives or help establish a level playing field, whether they safeguard transparency and

encourage adequate competition—all this is largely within the control of governments. As governments over the past decade have increasingly understood the importance of business regulation as a driving force of competitiveness, they have turned to *Doing Business* as a repository of actionable data providing useful insights into good practices worldwide (table 1.5).

NOTES

1. See <http://wbi.worldbank.org> for more information about the *Women, Business and the Law* project.
2. Formalities include procedures in starting a business, dealing with construction permits, getting electricity, registering property and enforcing contracts; documents in trading across borders; and payments in paying taxes. The reduction is the difference between the total number captured in *Doing Business 2013* and that captured in *Doing Business 2014*, across all economies covered by *Doing Business*.
3. The total number of firms registered exceeds 3.1 million, but because *Doing Business* focuses only on limited liability companies a subset of firms was chosen here.
4. The share of economies with 1 or more regulatory reforms of any type might not be the same as the sum of the share of economies with at least 1 reform to strengthen legal institutions and the share with at least 1 reform to reduce the complexity and cost of regulatory processes (see figure 1.6) because economies can have reforms of both types.

5. Dollar, Kleineberg and Kraay 2013.
6. These are reforms for which *Doing Business* is aware that information provided by the *Doing Business* report was used in shaping the reform agenda.
7. One of the 16 questions in the CPIA uses *Doing Business* indicators as guideposts.
8. The correlation between the change in the distance to frontier and the change in the health component of the Human Development Index is 0.28. The correlation between the change in the distance to frontier and the change in the schooling component of the Human Development Index is 0.16. Both relationships are significant at the 1% level after controlling for income per capita.



About *Doing Business*: measuring for impact

- The choice of indicators for *Doing Business* has been guided by economic research and firm-level data.
- *Doing Business* captures several important dimensions of the regulatory environment as it applies to local firms.
- In constructing the indicators *Doing Business* uses 2 types of data—data that come from readings of laws and regulations and data that measure the complexity and cost of regulatory processes.
- The indicators are developed around standardized case scenarios with specific assumptions. One such assumption is the location of a business in the largest business city of the economy.
- The objective of *Doing Business*: regulations designed to be efficient, accessible to all who use them and simple in their implementation.
- Over the past 11 years more than 25,000 professionals in 189 economies have assisted in providing the data that inform the *Doing Business* indicators.

Sound business regulations are important for a thriving private sector—and a thriving private sector is important for overall development. In the developing world the private sector is the largest employer, providing an estimated 90% of jobs.¹ Having the right business regulations and related institutions is therefore essential for the health of an economy.²

This is the 11th *Doing Business* report. Before the first report was produced, in 2003, few measures of business regulations existed, and even fewer that were globally comparable. Earlier efforts from the 1980s and 1990s drew on perceptions data. These expert or business surveys focused on broad aspects of the business environment and often captured the experiences of businesses. These surveys often lacked the specificity and cross-country comparability that *Doing Business* provides—by focusing on well-defined transactions, laws and institutions rather than generic, perceptions-based questions on the business environment.

Doing Business measures business regulations for local firms. The project focuses on small and medium-size companies operating in the largest business city of an economy. Based on standardized case studies, it presents quantitative indicators on the regulations that apply to firms at different stages of their life cycle. The results for each economy can be benchmarked to those for 188 other economies and over time.

De jure rules, such as those that are the focus of *Doing Business*, can be measured in a standardized way and are directly amenable to policy reforms. But these measures may not reflect the de facto experiences of firms. Data collected through

firm-level surveys can better measure actual experiences. Over the years the choice of indicators for *Doing Business* has therefore been guided by economic research and firm-level data, in particular from the World Bank Enterprise Surveys. These surveys provide data highlighting the main obstacles to business activity as reported by entrepreneurs in more than 120 economies. Among the factors that the surveys have identified as important to businesses have been access to finance and electricity—inspiring the design of the *Doing Business* indicators on getting credit and getting electricity.

The design of the *Doing Business* indicators has also drawn on theoretical insights gleaned from extensive research literature. One early inspiration was a background paper for the World Bank's *World Development Report 2002: Building Institutions for Markets*, which created an index measuring the efficiency of judicial systems.³ This paper contributed to a new stream of research literature in law and economics. The background papers developing the methodology for each of the *Doing Business* indicator sets are part of this research stream.⁴ These papers established the importance of the rules and regulations that *Doing Business* measures for such economic outcomes as trade volumes, foreign direct investment, market capitalization in stock exchanges and private credit as a percentage of GDP.

Rules and regulations are under the direct control of policy makers—and policy makers intending to change the set of incentives under which businesses operate will often start by changing rules and regulations that have an impact on firm behavior. *Doing Business* goes beyond identifying an existing problem in the regulatory framework and points to specific

regulations or regulatory procedures that may lend themselves to regulatory reform. And its quantitative measures of business regulations enable research on how specific regulations affect firm behavior and economic outcomes.

The first *Doing Business* report covered 5 topics and 133 economies. This year’s report covers 11 topics and 189 economies. Ten topics are included in both the aggregate ranking on the ease of doing business and the distance to frontier measure.⁵ The *Doing Business* methodology makes it possible to update the indicators in a relatively inexpensive and replicable way.

The project has benefited from feedback from governments, academics, practitioners and independent reviewers—most recently an independent panel appointed by the president of the World Bank Group. The panel’s recommendations came too late for significant changes to this year’s report, but the project will explore options for improvement in coming editions. To this end, operational oversight for the project will be moved to the Development Economics Vice Presidency of the World Bank Group, to strengthen synergies between *Doing Business* and other World Bank Group flagship reports. The initial goal remains: to provide an objective basis for understanding and improving the regulatory environment for business.

WHAT DOING BUSINESS COVERS

Doing Business captures several important dimensions of the regulatory environment as it applies to local firms. It provides quantitative measures of regulations for starting a business, dealing with construction permits, getting electricity, registering property, getting credit, protecting investors, paying taxes, trading across borders, enforcing contracts and resolving insolvency. *Doing Business* also measures regulations on employing workers.

This year’s report does not present rankings of economies on the employing workers indicators or include the topic in the aggregate ranking on the ease of doing business. It does present the data on the employing workers indicators. Additional data on labor regulations collected

in 189 economies are available on the *Doing Business* website.⁶

An emphasis on smart regulations

Doing Business is not about eliminating the role of the state from private sector development. On the contrary, *Doing Business* recognizes that the state has a fundamental role in private sector development. A key premise of *Doing Business* is that economic activity requires good rules. These include rules that establish and clarify property rights, reduce the cost of resolving disputes, increase the predictability of economic interactions and provide contractual partners with core protections against abuse. The objective is to have regulations designed to be efficient, accessible to all who use them and simple in their implementation.

Accordingly, some *Doing Business* indicators give a higher score for better and more developed regulation, as the protecting investors indicators do for stricter disclosure requirements for related-party transactions. Other indicators, such as those on dealing with construction permits, automatically assign the lowest score to economies that have no regulations in the area measured or do not apply their regulations (considered “no practice” economies), penalizing them for lacking appropriate regulation. Still others give a higher score for a simplified way of applying regulation with lower compliance costs for firms—as the starting a business indicators do, for example, if firms can comply with business start-up formalities in a one-stop shop or through a single online filing portal. And finally, some indicators recognize economies that apply a risk-based approach to regulation as a way to address environmental and social concerns—that is, by imposing greater regulatory requirements on activities that pose a higher risk to the population and lesser regulatory requirements on lower-risk activities.

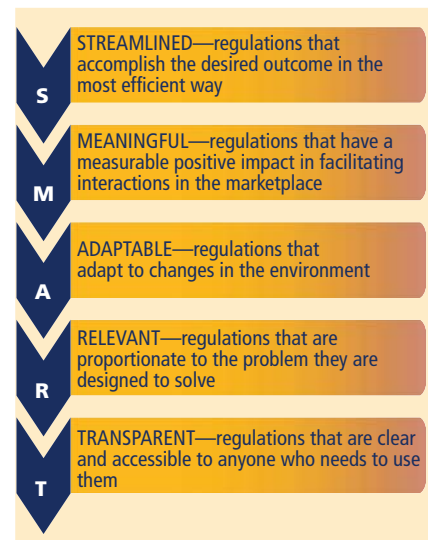
Among the 30 economies ranking highest on the ease of doing business, a substantial number—Canada, Denmark, Germany, Japan, the Republic of Korea, New Zealand, Norway, Sweden—come from a tradition of the government having quite a prominent presence in the economy, including through setting out rules to

regulate different aspects of private sector activity. Yet all these economies perform well not only on the *Doing Business* indicators but also in other international data sets capturing dimensions of competitiveness. The economies performing best in the *Doing Business* rankings therefore are not those with no regulation but those whose governments have managed to create rules that facilitate interactions in the marketplace without needlessly hindering the development of the private sector. Ultimately, *Doing Business* is about smart regulations, and these can be provided only by a well-functioning state (figure 2.1).

Two types of data

In constructing the indicators the *Doing Business* project uses 2 types of data. The first comes from readings of laws and regulations in each economy. The *Doing Business* team, in collaboration with local expert respondents, examines the company law to find, for example, the disclosure requirements for related-party transactions. It reads the civil law to find the number of procedures necessary to resolve a commercial sale dispute through local courts. It reviews the labor code to find data on a range of issues concerning employer-employee relations. And it plumbs other legal instruments for other key pieces of data used in the indicators, several of which have a large legal dimension. Indeed, about three-quarters of the

FIGURE 2.1 How does *Doing Business* define SMART business regulations?



data used in *Doing Business* are of this type and are easily verifiable against the law. The local expert respondents play a vital role in corroborating the *Doing Business* team's understanding and interpretation of rules and laws.

Data of the second type serve as inputs into indicators on the complexity and cost of regulatory processes. These indicators measure the efficiency in achieving a regulatory goal, such as the number of procedures to obtain a building permit or the time taken to grant legal identity to a business. In this group of indicators cost estimates are recorded from official fee schedules where applicable. Time estimates often involve an element of judgment by respondents who routinely administer the relevant regulations or undertake the relevant transactions. To construct the time indicators, a regulatory process such as starting a business is broken down into clearly defined steps and procedures (for more details, see the discussion on methodology in this chapter). In constructing the starting a business indicators *Doing Business* builds on Hernando de Soto's pioneering work in applying the time-and-motion approach in the 1980s to show the obstacles to setting up a garment factory on the outskirts of Lima.⁷

In developing the data of this second type, the *Doing Business* team conducts several rounds of interaction with the expert respondents—through conference calls, written correspondence and visits by the team—until there is convergence on the final answer.⁸ For data of the first type, because they are based on the law, there is less need for convergence and for a larger sample of experts to ensure accuracy.

WHAT DOING BUSINESS DOES NOT COVER

The *Doing Business* data have key limitations that should be kept in mind by those who use them.

Limited in scope

The *Doing Business* indicators are limited in scope. In particular:

- *Doing Business* does not measure the full range of factors, policies and in-

stitutions that affect the quality of the business environment in an economy or its national competitiveness. It does not, for example, capture aspects of security, the prevalence of bribery and corruption, market size, macroeconomic stability (including whether the government manages its public finances in a sustainable way), the state of the financial system, the state of the rental or resale property market or the level of training and skills of the labor force.

- Even within the relatively small set of indicators included in *Doing Business*, the focus is deliberately narrow. The getting electricity indicators, for example, capture the procedures, time and cost involved for a business to obtain a permanent electricity connection to supply a standardized warehouse, but they do not attempt to measure the reliability of the electricity supply itself. Through these indicators *Doing Business* thus provides a narrow perspective on the range of infrastructure challenges that firms face, particularly in the developing world. It does not address the extent to which inadequate roads, rail, ports and communications may add to firms' costs and undermine competitiveness (except to the extent that the quality of ports and roads is measured through the trading across borders indicators). *Doing Business* cov-

ers 11 areas of a company's life cycle, through 11 specific sets of indicators (table 2.1). Similar to the indicators on getting electricity, those on starting a business or protecting investors do not cover all aspects of commercial legislation. And those on employing workers do not cover all areas of labor regulation; for example, they do not measure regulations addressing health and safety issues at work or the right of collective bargaining.

- *Doing Business* does not attempt to measure all costs and benefits of a particular law or regulation to society as a whole. The paying taxes indicators, for example, measure the total tax rate, which in isolation is a cost to businesses. The indicators do not measure, nor are they intended to measure, the benefits of the social and economic programs funded through tax revenues. Measuring business laws and regulations provides one input into the debate on the regulatory burden associated with achieving regulatory objectives. Those objectives can differ across economies. *Doing Business* provides a starting point for this discussion.

Limited to standardized case scenarios

A key consideration for the *Doing Business* indicators is that they should ensure

TABLE 2.1 *Doing Business*—benchmarking 11 areas of business regulation

Complexity and cost of regulatory processes	
Starting a business	Procedures, time, cost and paid-in minimum capital requirement
Dealing with construction permits	Procedures, time and cost
Getting electricity	Procedures, time and cost
Registering property	Procedures, time and cost
Paying taxes	Payments, time and total tax rate
Trading across borders	Documents, time and cost
Strength of legal institutions	
Getting credit	Movable collateral laws and credit information systems
Protecting investors	Disclosure and liability in related-party transactions
Enforcing contracts	Procedures, time and cost to resolve a commercial dispute
Resolving insolvency	Time, cost, outcome and recovery rate
Employing workers	Flexibility in the regulation of employment

Note: The employing workers indicators are not included in this year's ranking on the ease of doing business nor in the calculation of distance to frontier or any data on the strength of legal institutions included in figures in the report.

comparability of the data across a global set of economies. The indicators are therefore developed around standardized case scenarios with specific assumptions. One such assumption is the location of a notional business—the subject of the *Doing Business* case study—in the largest business city of the economy. The reality is that business regulations and their enforcement very often differ within a country, particularly in federal states and large economies. But gathering data for every relevant jurisdiction in each of the 189 economies covered by *Doing Business* would be far too costly.

Doing Business recognizes the limitations of the standardized case scenarios and assumptions. But while such assumptions come at the expense of generality, they also help ensure the comparability of data. For this reason it is common to see limiting assumptions of this kind in economic indicators. Inflation statistics, for example, are often based on prices of a set of consumer goods in a few urban areas, since collecting nationally representative price data at high frequencies would be prohibitively costly in many countries. To capture regional variation in the business environment within economies, *Doing Business* has complemented its global indicators with subnational studies in some economies where resources and interest have come together (box 2.1).

Some *Doing Business* topics include complex areas, and so it is important that the standardized cases are carefully defined. For example, the standardized case scenario usually involves a limited liability company or its legal equivalent. The considerations in defining this assumption are twofold. First, private limited liability companies are, empirically, the most prevalent business form for firms with more than one owner in many economies around the world. Second, this choice reflects the focus of *Doing Business* on expanding opportunities for entrepreneurship: investors are encouraged to venture into business when potential losses are limited to their capital participation.

Limited to the formal sector

The *Doing Business* indicators assume that entrepreneurs have knowledge of and comply with applicable regulations.

BOX 2.1 Comparing regulations at the local level: *Subnational Doing Business*

Subnational Doing Business expands the *Doing Business* analysis beyond the largest business city of an economy. It captures differences in regulations or in the implementation of national laws across locations within an economy (as in India) or a region (as in South East Europe). Projects are undertaken at the request of governments.

Subnational Doing Business produces disaggregated data on business regulations in locations where information has been nonexistent or where national data are insufficient to fully assess the regulatory environment. But it is more than a data collection exercise. *Subnational Doing Business* has proved to be a strong motivator for regulatory reform:

- *Subnational Doing Business* involves multiple interactions with government partners at national, regional and municipal levels, resulting in local ownership and capacity building.
- The data produced are comparable across locations within the economy and internationally, enabling locations to benchmark their results both locally and globally. Comparisons of locations that are within the same economy and therefore share the same legal and regulatory framework can be revealing: local officials find it hard to explain why doing business is more difficult in their jurisdiction than in a neighboring one.
- Pointing out good practices that exist in some locations but not others in an economy helps policy makers recognize the potential for achieving a regulatory performance far better than that suggested by the ranking captured in the global *Doing Business* report. This can prompt discussions of regulatory reform across different levels of government, providing opportunities for local governments and agencies to learn from one another.
- *Subnational Doing Business* indicators are actionable, because most of the areas measured are within governments' mandate. In addition, the reports provide policy recommendations and examples of good practice that are easy to replicate because of the shared legal traditions and institutions.

Since 2005 subnational reports have covered 355 cities in 55 economies, including Brazil, China, India, Kenya, Morocco, Pakistan and the Philippines.^a This year subnational studies were completed in Colombia and Italy, and a report covering one data set was produced for Hargeisa (Somaliland). Studies are ongoing in 15 cities and 3 ports in the Arab Republic of Egypt, in 31 states and the Federal District in Mexico and in 36 states and the Federal Capital Territory in Nigeria. In addition, 2 regional reports were published this year:

- *Doing Business in the g7+*, comparing business regulations in economies of the g7+ group—Afghanistan, Burundi, the Central African Republic, Chad, the Comoros, the Democratic Republic of Congo, Côte d'Ivoire, Guinea, Guinea-Bissau, Haiti, Liberia, Papua New Guinea, Sierra Leone, the Solomon Islands, South Sudan, Timor-Leste and Togo.^b The g7+ group is a country-owned and country-led global mechanism established in April 2010 to monitor, report and draw attention to the unique challenges faced by fragile states.
- *Doing Business in the East African Community*, covering Burundi, Kenya, Rwanda, Tanzania and Uganda.

a. Subnational reports are available on the *Doing Business* website at <http://www.doingbusiness.org/subnational>.

b. *Doing Business* does not collect data for Somalia, also a member of the g7+ group.

In practice, entrepreneurs may not know what needs to be done or how to comply, and may lose considerable time in trying to find out. Or they may deliberately avoid compliance altogether—by not registering for social security, for example. Where regulation is particularly onerous, levels of informality tend to be higher.⁹ Compared with their formal sector counterparts, firms in the informal sector typically grow more slowly, have poorer access to credit and employ fewer workers—and these workers remain outside the protections of labor law.¹⁰ Firms in the informal sector are also less likely to pay taxes.

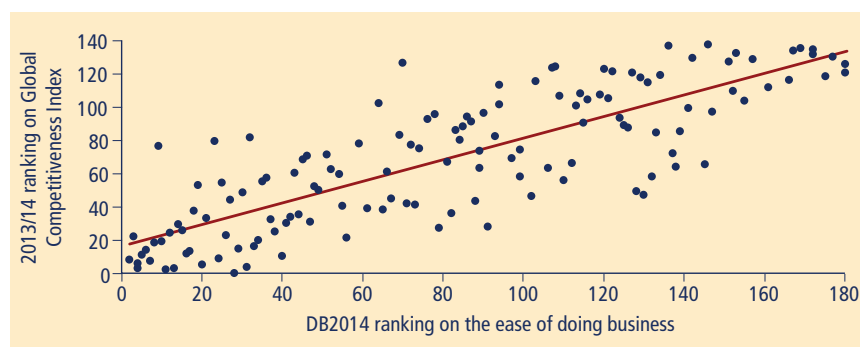
Doing Business measures one set of factors that help explain the occurrence of informality and give policy makers insights into potential areas of regulatory reform. Gaining a fuller understanding of the broader business environment, and a broader perspective on policy challenges, requires combining insights from *Doing Business* with data from other sources, such as the World Bank Enterprise Surveys.¹¹

WHY THIS FOCUS?

Why does *Doing Business* focus on the regulatory environment for small and medium-size enterprises? These enterprises are key drivers of competition, growth and job creation, particularly in developing economies. But in these economies up to 65% of output is produced in the informal sector, often because of excessive bureaucracy and regulation—and in the informal sector firms lack access to the opportunities and protections that the law provides. Even firms operating in the formal sector might not all have equal access to these opportunities and protections.

Where regulation is burdensome and competition limited, success tends to depend on whom one knows. But where regulation is transparent, efficient and implemented in a simple way, it becomes easier for aspiring entrepreneurs to compete on an equal footing and to innovate and expand. In this sense *Doing Business* values good rules as a key to social inclusion. Enabling growth—and ensuring that all people, regardless of income level, can participate in its benefits—requires an environment where new entrants with drive and good ideas

FIGURE 2.2 A strong correlation between *Doing Business* rankings and World Economic Forum rankings on global competitiveness



Note: Relationships are significant at the 1% level after controlling for income per capita.
Source: *Doing Business* database; WEF 2013.

can get started in business and where good firms can invest and grow, thereby creating more jobs.

Doing Business functions as a barometer of the regulatory environment for domestic businesses. To use a medical analogy, *Doing Business* is similar to a cholesterol test. A cholesterol test does not tell us everything about our health. But our cholesterol level is easier to measure than our overall health, and the test provides us with important information, warning us when we need to adjust our behavior. Similarly, *Doing Business* does not tell us everything we need to know about the regulatory environment for domestic businesses. But its indicators cover aspects that are more easily measured than the entire regulatory environment, and they provide important information about where change is needed.

To test whether *Doing Business* serves as a proxy for the broader business environment and for competitiveness, one approach is to look at correlations between the *Doing Business* rankings and other major economic benchmarks. Closest to *Doing Business* in what it measures is the set of indicators on product market regulation compiled by the Organisation for Economic Co-operation and Development (OECD). These indicators are designed to help assess the extent to which the regulatory environment promotes or inhibits competition. They include measures of the extent of price controls, the licensing and permit system, the degree of simplification of rules and procedures, the administrative burdens and legal and

regulatory barriers, the prevalence of discriminatory procedures and the degree of government control over business enterprises.¹² These indicators—for the 39 countries that are covered, several of them large emerging markets—are correlated with the *Doing Business* rankings (the correlation here is 0.49).

There is a high correlation (0.84) between the *Doing Business* rankings and the rankings on the World Economic Forum's Global Competitiveness Index, a much broader measure capturing such factors as macroeconomic stability, aspects of human capital, the soundness of public institutions and the sophistication of the business community (figure 2.2).¹³ For several of these factors the Global Competitiveness Index uses data collected by other organizations. For others it uses primary data, collected through surveys of the business community's perceptions of the business environment.¹⁴ Self-reported experiences with business regulations, such as those captured by the Global Competitiveness Index, often vary much more within economies (across respondents in the same economy) than across economies, suggesting that different firms experience the same regulatory environment in very different ways.¹⁵

DOING BUSINESS AS A BENCHMARKING EXERCISE

By capturing key dimensions of regulatory regimes, *Doing Business* provides a rich opportunity for benchmarking. Such a benchmarking exercise is necessarily

incomplete, just as the *Doing Business* data are limited in scope. It is useful when it aids judgment, but not when it supplants judgment.

Since 2006 *Doing Business* has sought to provide 2 perspectives on the data that it collects: it presents “absolute” indicators for each economy for 10 of the 11 regulatory topics that it addresses, and it provides rankings of economies for these 10 topics, by topic and also in the aggregate. Judgment is required in interpreting these measures for any economy and in determining an economically sensible and politically feasible path for regulatory reform.

Reviewing the *Doing Business* rankings in isolation may reveal unexpected results. Some economies may rank unexpectedly high on some topics. And some economies that have had rapid growth or attracted a great deal of investment may rank lower than others that appear to be less dynamic. As economies develop, they may add to or improve on regulations that protect investor and property rights. Many also tend to streamline existing regulations and prune outdated ones. One finding of *Doing Business* is that dynamic and growing economies continually reform and update their business regulations and the implementation of those regulations, while many poor economies still work with regulatory systems dating to the late 1800s.

For reform-minded governments, how much the regulatory environment for local entrepreneurs improves in an absolute sense matters far more than their economy’s ranking relative to other economies. To aid in assessing the absolute level of regulatory performance and how it improves over time, this year’s report again presents the distance to frontier measure. This measure shows the distance of each economy to the “frontier,” which represents the highest performance observed on each of the indicators across all economies included in *Doing Business* since 2003.

At any point in time the distance to frontier measure shows how far an economy is from the highest performance. And comparing an economy’s

score at 2 points in time allows users to assess the absolute change over time in the economy’s regulatory environment as measured by *Doing Business*, rather than simply the change in the economy’s performance relative to others. In this way the distance to frontier measure complements the yearly ease of doing business ranking, which compares economies with one another at a point in time.

Doing Business uses a simple averaging approach for weighting component indicators and calculating rankings and the distance to frontier measure. Other approaches were explored, including using principal components and unobserved components.¹⁶ They turn out to yield results nearly identical to those of simple averaging. In the absence of a strong theoretical framework that assigns different weights to the topics covered for the 189 economies by *Doing Business*, the simplest method is used: weighting all topics equally and, within each topic, giving equal weight to each of the topic components.¹⁷

Each topic covered by *Doing Business* relates to a different aspect of the business regulatory environment. The rankings of each economy vary, often substantially, across topics, indicating that strong performance by an economy in one area of regulation can coexist with weak performance in another. A quick way to assess the variability of an economy’s regulatory performance across the different areas is to look at the topic rankings (see the country tables). Guatemala, for example, stands at 79 in the overall ease of doing business ranking. Its ranking is 13 on the ease of getting credit, 23 on the ease of registering property and 34 on the ease of getting electricity. At the same time, it has a ranking of 116 on the ease of trading across borders, 145 on the ease of starting a business and 157 on the strength of investor protections (see figure 1.3 in the overview).

HOW GOVERNMENTS USE DOING BUSINESS

Doing Business offers policy makers a benchmarking tool useful in stimulating policy debate, both by exposing potential

challenges and by identifying good practices and lessons learned. Despite the narrow focus of the indicators, the initial debate in an economy on the results they highlight typically turns into a deeper discussion on their relevance to the economy and on areas where business regulatory reform is needed, including areas well beyond those measured by *Doing Business*.

Part of a broad approach to policy reform

Many of the *Doing Business* indicators can be considered “actionable.” For example, governments have direct control over the minimum capital requirement for new firms. They can invest in company and property registries to increase the efficiency of these public agencies. They can improve the efficiency of tax administration by adopting the latest technologies to facilitate the preparation, filing and payment of taxes by the business community. And they can undertake court reforms to shorten delays in the enforcement of contracts. But some *Doing Business* indicators capture procedures, time and costs that involve private sector participants, such as lawyers, notaries, architects, electricians or freight forwarders. Governments may have little influence in the short run over the fees these professions charge, though much can be achieved by strengthening professional licensing regimes and preventing anticompetitive behavior. And governments have no control over the geographic location of their economy, a factor that can adversely affect businesses.

While *Doing Business* indicators are actionable, this does not necessarily mean that they are all “action-worthy” in a particular context. Business regulatory reforms are one element of a strategy aimed at improving competitiveness and establishing a solid foundation for sustainable economic growth. There are many other important goals to pursue—such as effective management of public finances, adequate attention to education and training, adoption of the latest technologies to boost economic productivity and the quality of public services, and appropriate regard for air and water quality to safeguard people’s health. Governments have to decide what set of priorities best fits the needs they face. To say

that governments should work toward a sensible set of rules for private sector activity (as embodied, for example, in the *Doing Business* indicators) does not suggest that doing so should come at the expense of other worthy policy goals.

There is no evidence that *Doing Business* reforms are crowding out reforms in other areas, such as in fiscal policy or in health and education. Indeed, governments are increasingly recognizing that improving competitiveness and creating a better climate for private sector activity requires actions across a broad front, addressing factors and policies that extend well beyond those captured by the *Doing Business* indicators.

Over several years of engaging with authorities in a large number of economies, the *Doing Business* team has never seen a case where the binding constraint to, say, improvements in tax administration or contract enforcement was the feverish pace of reforms in other policy areas. Increasingly, the opposite seems to be the case, with governments recognizing the synergies of multifaceted reforms across a broad range of areas. Moreover, because the areas measured by *Doing Business* indicators encompass many government departments—typically including the ministries of justice, commerce, industry, finance, trade and energy, to name just a few—the administrative burden of regulatory reforms is more equitably shared.

Another factor has also helped sustain the interest of policy makers in the *Doing Business* data. Implementing coherent economic policies in the face of a rapidly changing global economy and an uncertain economic outlook is a great challenge. Many of the factors shaping the environment in which economic policies are formulated lie well outside the control of most policy makers, especially those in the developing world. But the rules and regulations that governments put in place to underpin private sector activity are largely homemade. Whether these rules are sensible or excessively burdensome, whether they create perverse incentives or help establish a level playing field, whether they safeguard transparency and encourage adequate competition—all this is largely within the control of governments.

Insights into good practices

As governments over the past decade have increasingly understood the importance of business regulation as a driving force of competitiveness, they have turned to *Doing Business* as a repository of actionable, objective data providing unique insights into good practices worldwide. Reform-minded governments seeking success stories in business regulation find examples in *Doing Business* (box 2.2). Saudi Arabia, for example, used the company law of France as a model for revising its own law. Many African governments may look to Mauritius—the region's strongest performer on *Doing Business* indicators—as a source of good practices to inspire regulatory reforms in their own countries. Governments shared knowledge of business regulations before the *Doing Business* project began. But

Doing Business made it easier by creating a common language comparing business regulations around the world.

Over the past decade governments worldwide have been actively improving the regulatory environment for domestic companies. Most reforms relating to *Doing Business* topics have been nested in broader reform programs aimed at enhancing economic competitiveness, as in Colombia, Kenya, Liberia and the Russian Federation. In structuring reform programs for the business environment, governments use multiple data sources and indicators. This recognizes the reality that the *Doing Business* data on their own provide an incomplete roadmap for successful business regulatory reforms.¹⁸ It also reflects the need to respond to many stakeholders

BOX 2.2 How economies have used *Doing Business* in regulatory reform programs

To ensure the coordination of efforts across agencies, such economies as Brunei Darussalam, Colombia and Rwanda have formed regulatory reform committees, reporting directly to the president. These committees use the *Doing Business* indicators as one input to inform their programs for improving the business environment. More than 45 other economies have formed such committees at the interministerial level. In East and South Asia they include the Republic of Korea; Malaysia; the Philippines; Taiwan, China; and Vietnam. In the Middle East and North Africa: Morocco, Saudi Arabia and the United Arab Emirates. In Europe and Central Asia: Croatia, Georgia, Kazakhstan, Kosovo, the Kyrgyz Republic, the former Yugoslav Republic of Macedonia, Moldova, Montenegro, Poland, the Russian Federation, Tajikistan, Ukraine and Uzbekistan. In Sub-Saharan Africa: Botswana, Burundi, the Central African Republic, the Comoros, the Democratic Republic of Congo, the Republic of Congo, Côte d'Ivoire, Guinea, Kenya, Liberia, Malawi, Mali, Nigeria, Sierra Leone, Togo and Zambia. And in Latin America: Chile, Costa Rica, the Dominican Republic, Guatemala, Mexico, Panama and Peru.

Since 2003 governments have reported more than 530 regulatory reforms that have been informed by *Doing Business*.^a Many economies share knowledge on the regulatory reform process related to the areas measured by *Doing Business*. Among the most common venues for this knowledge sharing are peer-to-peer learning events—workshops where officials from different governments across a region or even across the globe meet to discuss the challenges of regulatory reform and to share their experiences. In recent years such events have taken place in Panama and Colombia (for Latin America and the Caribbean), in South Africa (for Sub-Saharan Africa), in Georgia (for Europe and Central Asia), in Malaysia (for East Asia and the Pacific) and in Morocco (for the Middle East and North Africa).

a. These are reforms for which *Doing Business* is aware that information provided by the *Doing Business* report was used in shaping the reform agenda.

and interest groups, all of whom bring important issues and concerns to the reform debate.

When the World Bank Group engages with governments on the subject of improving the investment climate, the dialogue aims to encourage the critical use of the *Doing Business* data—to sharpen judgment and promote broad-based reforms that enhance the investment climate rather than a narrow focus on improving the *Doing Business* rankings. The World Bank Group uses a vast range of indicators and analytics in this policy dialogue, including its Global Poverty Monitoring Indicators, World Development Indicators, Logistics Performance Indicators and many others. The open data initiative has made data for many such indicators conveniently available to the public at <http://data.worldbank.org>.

METHODOLOGY AND DATA

The *Doing Business* data are based on domestic laws and regulations as well as administrative requirements. The data cover 189 economies—including small economies and some of the poorest economies, for which little or no data are available in other data sets. (For a detailed explanation of the *Doing Business* methodology, see the data notes.) *Doing Business* uses 4 main sources of information: *Doing Business* respondents, the relevant laws and regulations, the governments of the economies covered and the World Bank Group regional staff.

Doing Business respondents

Over the past 11 years more than 25,000 professionals in 189 economies have assisted in providing the data that inform the *Doing Business* indicators. This year's report draws on the inputs of more than 10,200 professionals.¹⁹ Table 21.2 in the data notes lists the number of respondents for each indicator set. The *Doing Business* website shows the number of respondents for each economy and each indicator. Respondents are professionals who routinely administer or advise on the legal and regulatory requirements covered in each *Doing Business* topic. They are selected on the basis of their expertise in the specific areas covered by

Doing Business. Because of the focus on legal and regulatory arrangements, most of the respondents are legal professionals such as lawyers, judges or notaries. The credit information questionnaire is completed by officials of the credit registry or bureau. Freight forwarders, accountants, architects, engineers and other professionals answer the questionnaires related to trading across borders, taxes and construction permits. Certain public officials (such as registrars from the commercial or property registry) also provide information that is incorporated into the indicators.

Doing Business does not survey firms for 2 main reasons. The first relates to the frequency with which firms engage in the transactions captured by the indicators, which is generally low. For example, a firm goes through the start-up process once in its existence, while an incorporation lawyer may carry out several dozen such transactions in a year. The incorporation lawyers and other experts providing information to *Doing Business* are therefore better able to assess the process of starting a business than are individual firms. The second reason is that the *Doing Business* questionnaires mostly gather legal information, which firms are unlikely to be fully familiar with. For example, few firms will know about all the many legal procedures involved in resolving a commercial dispute through the courts, even if they have gone through the process themselves. But a litigation lawyer would have no difficulty in identifying all the necessary steps.

The annual data collection exercise is an update of the database. The *Doing Business* team and the contributors examine the extent to which the regulatory framework has changed in ways relevant for the features captured by the indicators. The data collection process should therefore be seen as adding each year to an existing stock of knowledge reflected in the previous year's report, not as creating an entirely new data set. Here is an example: In *Doing Business 2012* and *Doing Business 2013* there were an average of 13 economies for which changes in legislation affected the scores embedded in the protecting investors indicators. For all other economies the protecting investors data remained unchanged.

Relevant laws and regulations

Most of the *Doing Business* indicators are based on laws and regulations. *Doing Business* respondents both fill out written questionnaires and provide references to the relevant laws, regulations and fee schedules, aiding data checking and quality assurance. Having representative samples of respondents is not an issue, as the texts of the relevant laws and regulations are collected and answers checked for accuracy. For example, the *Doing Business* team will examine the commercial code of Greece to confirm the paid-in minimum capital requirement, look at the banking law of Ghana to see whether borrowers have the right to access their data at the credit bureau and read the tax code of Guatemala to find applicable tax rates. Indeed, 72% of the data embedded in the *Doing Business* indicators are based on a reading of the law. In principle in these cases, as long as there are no issues of language, the role of the contributors is largely advisory—helping in the corroboration of the *Doing Business* team's understanding of the laws and regulations—and there are quickly diminishing returns to an expansion in their number.

For the other 28% of the data the team conducts extensive consultations with multiple contributors to minimize measurement error. For some indicators—for example, those on dealing with construction permits, enforcing contracts and resolving insolvency—the time component and part of the cost component (where fee schedules are lacking) are based on actual practice rather than the law on the books. This introduces a degree of judgment. The *Doing Business* approach has therefore been to work with legal practitioners or professionals who regularly undertake the transactions involved. Following the standard methodological approach for time-and-motion studies, *Doing Business* breaks down each process or transaction, such as starting a business or registering a building, into separate steps to ensure a better estimate of time. The time estimate for each step is given by practitioners with significant and routine experience in the transaction. When time estimates differ, further interactions with respondents are pursued to converge on one estimate or a narrow range that reflects the majority of applicable cases.

Governments and World Bank Group regional staff

After receiving the completed questionnaires from the *Doing Business* respondents, verifying the information against the law and conducting follow-up inquiries to ensure that all relevant information is captured, the *Doing Business* team shares the preliminary findings of the report with governments through the Board of Executive Directors and the regional staff of the World Bank Group (figure 2.3). Through this process government authorities and local World Bank Group staff in the 189 economies covered can alert the team about, for example, regulatory reforms not picked up by the respondents or additional achievements of regulatory reforms already captured in the database. In response to such feedback, the *Doing Business* team turns to the local private sector experts for further consultation and, as needed, corroboration. In addition, the team responds formally to the comments of governments or regional staff and provides explanations of the scoring decisions.

Improvements to the methodology

The methodology has undergone continual improvement over the years. For enforcing contracts, for example, the amount of the disputed claim in the case study was increased from 50% of

income per capita to 200% after the first year of data collection, as it became clear that smaller claims were unlikely to go to court. Another change related to starting a business. The minimum capital requirement can be an obstacle for potential entrepreneurs. *Doing Business* measured the required minimum capital regardless of whether it had to be paid up front or not. In many economies only part of the minimum capital has to be paid up front. To reflect the relevant barrier to entry, the paid-in minimum capital has been used rather than the required minimum capital.

This year's report includes an update in the methodology for 2 indicator sets—paying taxes and trading across borders. For trading across borders, documents that are required purely for purposes of preferential treatment are no longer included in the list of documents (for example, a certificate of origin if the use is only to qualify for a preferential tariff rate under trade agreements). For paying taxes, the value of fuel taxes is no longer included in the total tax rate because of the difficulty of computing these small taxes. Fuel taxes continue to be counted in the number of payments.

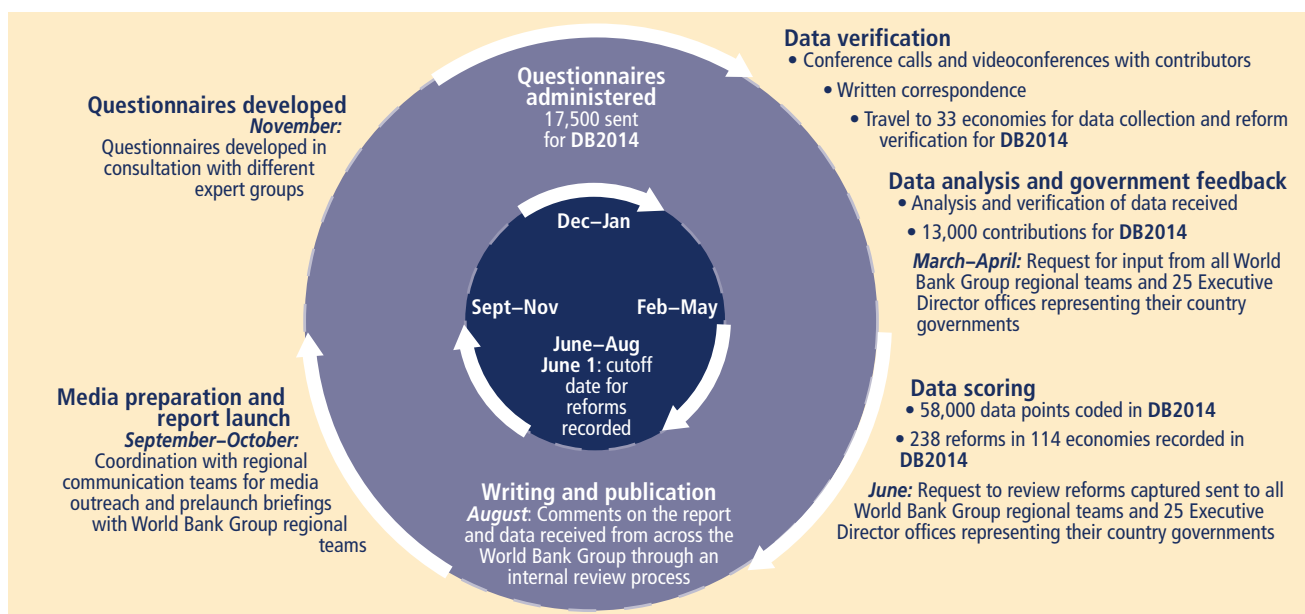
In addition, the rule establishing that each procedure must take at least 1 day was removed for procedures that can be

fully completed online in just a few hours. When the indicators were first developed in 2002, online procedures were not widespread globally. In the ensuing years there has been an impressive acceleration in the adoption by governments and the private sector of the latest information and communication technologies for the provision of various services. While at the time *Doing Business* did not see the need to create a separate rule to account for online procedures, the widespread use of the new technologies today suggests that such distinction is now justified and the *Doing Business* methodology was changed this year to reflect the practice. This change affects the time indicator for starting a business, dealing with construction permits and registering property.²⁰ For procedures that can be fully completed online, the duration is now set at half a day rather than a full day.

Data adjustments

All changes in methodology are explained in the data notes as well as on the *Doing Business* website. In addition, data time series for each indicator and economy are available on the website, beginning with the first year the indicator or economy was included in the report. To provide a comparable time series for research, the data set is back-calculated to adjust for changes in methodology, including those

FIGURE 2.3 The *Doing Business* data collection cycle




described in the previous section, and any revisions in data due to corrections. The data set is not back-calculated for year-to-year revisions in income per capita data (that is, when the income per capita data are revised by the original data sources, *Doing Business* does not update the cost measures for previous years). The website also makes available all original data sets used for background papers.

Information on data corrections is provided in the data notes and on the website. A transparent complaint procedure allows anyone to challenge the data. Over the past year the team received and responded to more than 140 queries on the data. These queries led to corrections of less than 8.5% of the data points. If errors are confirmed after a data verification process, they are expeditiously corrected.

NOTES

1. World Bank 2005; Stampini and others 2011.
2. See, for example, Alesina and others (2005); Perotti and Volpin (2005); Fisman and Sarria-Allende (2010); Antunes and Cavalcanti (2007); Barseghyan (2008); Klapper, Lewin and Quesada Delgado (2009); Freund and Bolaky (2008); Chang, Kaltani and Loayza (2009); Helpman, Melitz and Rubinstein (2008); Klapper, Laeven and Rajan (2006); World Bank (2005); and Ardagna and Lusardi (2010).
3. Djankov, La Porta and others 2001.
4. These papers include Djankov and others (2002); Djankov and Shleifer (2007); Djankov and others (2008); Djankov and Pham (2010); Djankov and others (2003); Djankov and others (2008); Botero and others (2004); and Djankov and others (2010).
5. For more details on how the aggregate ranking is created, see the chapter on the ease of doing business and distance to frontier.
6. <http://www.doingbusiness.org>.
7. De Soto 2000.
8. Questionnaires are administered annually to local experts in 189 economies to collect and update the data. The local experts for each economy are listed on the *Doing Business* website (<http://www.doingbusiness.org>) and in the acknowledgments at the end of this report.
9. Kaplan, Piedra and Seira 2011; Cuñat and Melitz 2007; Micco and Pagés 2006; Cardenas and Roza 2009; Dulleck, Frijters and Winter-Ebmer 2006; Ciccone and Papaioannou 2007; Klapper, Lewin and Quesada Delgado 2009; Branstetter and others 2013; Bruhn 2011, 2013; Sharma 2009.
10. Schneider 2005; La Porta and Shleifer 2008.
11. <http://www.enterprisesurveys.org>.
12. OECD, "Indicators of Product Market Regulation," <http://www.oecd.org/>. The measures are aggregated into 3 broad families that capture state control, barriers to entrepreneurship and barriers to international trade and investment. The 39 countries included in the OECD market regulation indicators are Australia, Austria, Belgium, Brazil, Canada, Chile, China, the Czech Republic, Denmark, Estonia, Finland, France, Germany, Greece, Hungary, Iceland, India, Ireland, Israel, Italy, Japan, Korea, Luxembourg, Mexico, the Netherlands, New Zealand, Norway, Poland, Portugal, Russia, the Slovak Republic, Slovenia, South Africa, Spain, Sweden, Switzerland, Turkey, the United Kingdom and the United States.
13. The World Economic Forum's *Global Competitiveness Report* uses *Doing Business* data sets on starting a business, employing workers, protecting investors and getting credit (legal rights), representing 7 of a total of 113 different indicators (or 6.19%).
14. The World Economic Forum constructs much of the Global Competitiveness Index mainly from secondary data. For example, it uses macroeconomic data from the International Monetary Fund's World Economic Outlook database, penetration rates for various technologies from the International Telecommunication Union, school enrollment rates and public health indicators from the World Bank's World Development Indicators database and indicators from other such sources, including *Doing Business*. It also supplements the secondary data with some primary data, collected from relatively small-sample opinion surveys of enterprise managers (Executive Opinion Surveys), for components accounting for 64% of the indicators captured in the index. By contrast, the *Doing Business* indicators are based entirely on primary data.
15. Hallward-Driemeier, Khun-Jush and Pritchett (2010), analyzing data from World Bank Enterprise Surveys for Sub-Saharan Africa, show that de jure measures such as *Doing Business* indicators are virtually uncorrelated with ex post firm-level responses, providing evidence that deals rather than rules prevail in Africa. The authors find that the gap between de jure and de facto conditions grows with the formal regulatory burden. The evidence also shows that more burdensome processes open up more space for making deals and that firms may not incur the official costs of compliance but still pay to avoid them.
16. A technical note on the different aggregation and weighting methods is available on the *Doing Business* website (<http://www.doingbusiness.org>).
17. For more details, see the chapter on the ease of doing business and distance to frontier.
18. One study using *Doing Business* indicators illustrates the difficulties in using highly disaggregated indicators to identify reform priorities (Kraay and Tawara 2011).
19. While about 10,200 contributors provided data for this year's report, many of them completed a questionnaire for more than one *Doing Business* indicator set. Indeed, the total number of contributions received for this year's report is more than 13,000, which represents a true measure of the inputs received. The average number of contributions per indicator set and economy is just over 6. For more details, see <http://www.doingbusiness.org/contributors/doing-business>.
20. For getting electricity the rule that each procedure must take a minimum of 1 day still applies because in practice there are no cases in which procedures can be fully completed online in less than a day. For example, even though in some cases it is possible to apply for an electricity connection online, additional requirements mean that the process cannot be completed in less than 1 day.

Research on the effects of business regulations



- Since 2003, 1,578 research articles using *Doing Business* data have been published in peer-reviewed academic journals and another 4,464 have been posted online.
- According to the findings of the research, reforms simplifying business registration lead to more firm creation. Nevertheless, firms that do not see the benefits of formalizing are less likely to respond to policies aimed at improving business regulations.
- Increasing trade openness has larger effects on growth when labor markets are more flexible.
- Research supports the view that the cumbersome, poorly functioning regulatory business environments undermine entrepreneurship and economic performance.
- The introduction of collateral registries and debt recovery tribunals leads to better performing credit markets.

Doing Business has provided new data on business regulations, enabling research on them to flourish. Extensive empirical literature has assessed how the regulatory environment for business affects a broad range of economic outcomes at both the macro and micro levels—including productivity, growth, employment, trade, investment, access to finance and the informal economy. Since 2003, when this report was first published, 1,578 research articles discussing how regulations in the areas measured by *Doing Business* influence economic outcomes have been published in peer-reviewed academic journals. Another 4,464 working papers have been posted online.¹

To provide some insight into the findings of this fast-growing literature, this chapter reviews articles published in top-ranking economics journals over the past 5 years or disseminated as working papers in the past 2 years.² The chapter only covers studies that use *Doing Business* data for analysis or motivation, or else rely on conceptually and methodologically similar indicators (tables 3.1 and 3.2).

The methodologies underpinning empirical work affect the reliability of its findings and ability to influence future research and policies. Papers in the regulatory business environment literature also vary in how much they can demonstrate causal effects between better business regulation and outcomes of interest.

At one end, some studies simply document cross-country correlations between business regulatory variables and outcome variables, showing whether these variables are positively or negatively associated. But such studies cannot indicate whether and how much business regulatory variables changed outcome variables

because with this method it is difficult to isolate the effects of other factors.

At the other end, some studies use natural experiments, in the spirit of randomized evaluations, that to some extent control for everything else affecting the outcome variable and can isolate the causal part of this relationship (box 3.1). For example, assume that the goal is to assess how a regulatory reform affects productivity in a given economy. Simple correlations can only show whether the reform is positively or negatively associated with productivity. But natural experiments make it possible to see if the reform has a positive or negative impact on productivity—as well as the magnitude of that impact. A methodology called difference-in-difference estimation, which is similar in principle to natural experiments and is commonly used in the literature, also allows for the assessment of the sign and magnitude of the impact of a reform on an outcome variable (box 3.1).

Other estimation methods frequently used in economic analysis are panel data and instrumental variable analyses, which lie somewhere between pure cross-sectional analysis and natural experiments in terms of their ability to show whether there is a causal link between variables of interest. Panel data include both cross-sectional and time series data—for instance, a dataset that covers multiple economies over time. Such data enable researchers to control for the impact of economy-specific factors that do not vary over time, such as location. This methodology can yield more convincing results than pure cross-sectional analysis. But in many cases, given the complexity of economic settings, they may not establish causality between regulatory changes and outcomes of interest.

BOX 3.1 What are randomized evaluations and natural experiments?

Randomized evaluations bring experimental methods normally used in medicine or chemistry into economics. This approach tries to transform the world into a lab where researchers can clearly define control groups and treatment groups, with the treatment groups receiving interventions and control groups do not. Such experiments can be randomized by design when the choice of being part of either group is random.

For instance, when assessing how school books affect children's learning, one can design a randomized experiment where chance determines which children get books and which do not. Such experiments are almost impossible to conduct for business regulations. For example, it is impossible to randomly assign who has access to a new one-stop shop for business registration and who does not. So researchers look for natural experiments—interventions not designed by them—with treatment and control groups and where the rule assigning the data to the groups is unrelated to the outcome being studied. This is a fundamental characteristic of a natural experiment because without it causal interpretation is not possible.

For business regulations a control group can be formed by collecting data from, for example, cities in an economy not affected by a change in a law, regulation or economic policy, while a treatment group can be formed by collecting the same data from affected cities but otherwise identical to unaffected ones. To see if the change in a law, regulation or economic policy affected an outcome variable—say, income—one can assess whether the incomes of the treatment and control cities differed significantly after the change. For a causal interpretation to be possible, the treatment and control cities should have evolved similarly if the change had not been made. This assumption is unlikely to hold in most cases, making natural experiments rare.

A more commonly used methodology in the literature similar in principle to natural experiments and has weaker assumptions is called difference-in-difference estimation. The main difference between natural experiments and difference-in-difference estimation is that in natural experiments treatment and control groups are assumed to be analogous prior to intervention and evolved similarly in the absence of intervention. In difference-in-difference estimation, these assumptions do not need to hold priori. The differences between treatment and control groups are removed by subtracting the change in means of control group from the change in means of treatment group over the time period considered in the study. The impact of intervention on outcome variable then is estimated using panel data technique and differenced data.

Instrumental variable analysis allows researchers to establish the direction and magnitude of causality by incorporating an exogenous “instrumental variable” closely correlated with the variable being considered (say, regulatory reform) and not with the outcome variable (say, productivity). For instance, Acemoglu, Johnson and Robinson (2002) use an instrumental variable to analyze how institutions affect income per capita. Because economies with strong institutions

tend to have high incomes and vice versa, cross-sectional or panel data analysis would not allow the authors to separate the impact of institutions on income from the impact of income on institutions.

To address this two-way relationship, the authors use mortality rates of European settlers as an instrument for institutions because it is closely correlated with the institutional environment in former colonies but not with their incomes. The

idea is that European colonizers did not establish institutions in economies with high mortality rates. Thus the mortality rates of colonizers hundreds of years ago shaped the current institutions of many economies, independent of their current incomes, making it an appropriate instrumental variable for institutions and allowing the authors to assess how institutions affect incomes. However, the credibility of this approach depends on the plausibility of the assumption that the instrument has no direct effect on the outcome of interest. For example, if there is a direct link between mortality rates of European settlers and current incomes (for example, through climate, which affects the disease environment), this approach will not be effective in isolating causal effects of institutions on income.

FIRM ENTRY AND LABOR MARKET REGULATIONS

One of the most cited theoretical mechanisms on how excessive business regulation affects economic performance and development is that it makes it too costly for firms to engage in the formal economy, causing them not to invest or to move to the informal economy. Recent studies have conducted extensive empirical testing of this proposition using *Doing Business* and other related indicators.

Bruhn (2011, 2013), among the leading studies employing natural experiments, use quarterly national employment data collected by the Mexican government between 2000 and 2004 and the fact that different regions started implementing business registration reform—called Systems of Fast Opening of Firms (SARE)—at different times to identify how the reform affected the occupational choices of business owners in the informal economy. Bruhn (2011) finds that reform increased the number of registered businesses by 5%, which was entirely because former wage employees started businesses—not because formerly unregistered businesses got registered. Bruhn (2011) also shows that the reform increased wage employment by 2% and reduced the income of incumbent businesses by 3% due to increased competition.

TABLE 3.1 Recent research using *Doing Business* and related indicators by area of study and methodology

Methodology/area of study	Natural experiments and difference-in-difference estimators	Instrumental variable panel estimators	Other panel estimators	Instrumental variable cross-sectional estimators	Other cross-sectional estimators
Firm entry and labor market regulations	Branstetter and others 2013; Bruhn 2013, 2011; de Mel, McKenzie and Woodruff 2013; Kaplan, Piedra and Seira 2011; Monteiro and Assunção 2012		Dreher and Gassebner 2013		Amin 2009
Trade regulations and costs			Chang, Kaltani and Loayza 2009; Busse, Hoekstra and Königer 2012; Portugal-Perez and Wilson 2011; Şeker 2011	Djankov, Freund and Pham 2010; Freund and Rocha 2011	Hoekman and Nicita 2011
Regulations on courts, credit markets, bankruptcy laws and investor protection	Giannetti and Jentsch 2013; Giné and Love 2010; Lilienfeld-Toal, Mookherjee and Visaria 2012; Love, Martinez-Peria and Singh 2013; Visaria 2009	Cavalcanti 2010; John, Litov and Yeung 2008	Büyükkarabacak and Valev 2012	Houston and others 2010	
Tax regulations	Monteiro and Assunção 2012		Lawless 2013		Djankov and others 2010
Business regulatory environment and economic performance	Amiti and Khandelwal 2011	Barseghyan 2008; Freund and Bolaky 2008	Dall'Olio and others 2013; Dutz and others 2011	Djankov, McLiesh and Ramalho 2006	

Note: Janiak (2013) and di Giovanni and Levchenko (2013) are not included here because they are theoretical papers, not empirical. Nevertheless, the authors use *Doing Business* data to calibrate their theoretical models.

To take into account the effects of individual characteristics of informal business owners on their occupational choices after the reform, Bruhn (2013) separates informal business owners into 2 groups: those with characteristics similar to formal business owners and those with characteristics similar to wage workers. It then estimates the impact that the reform had on the occupational choices of the 2 groups. Bruhn finds that in municipalities with high pre-reform obstacles to formal entrepreneurship, the reform caused 14.9% of informal business owners with characteristics similar to those of formal business owners to shift to the formal economy—while it caused 6% of informal business owners with characteristics similar to those of wage workers to shift to wage employment. These results suggest that the informal economy has different types of business owners who react to reforms differently. For example, some individuals become informal business owners because of cumbersome regulations while others do so temporarily until they find a job.

Kaplan, Piedra and Seira (2011) use the same data from Mexico to construct a counterfactual scenario showing how quickly new firms would have been created without the business registration reform. Their scenario uses two control groups: municipalities that did not adopt the reform and industries not eligible for it. The idea is that control municipalities and industries are good proxies for what would have happened in treatment municipalities and industries in the absence of the reform. The authors find that the simplified entry regulations led 5% of informal firms to shift to the formal economy, though they note that this effect is not permanent.

Bruhn (2013) explains the modest percentage shift of firms from the informal economy in response to the reform as partly resulting from lower benefits of formalization and the fact that the reform only covered business registration at the municipal level and business owners still needed to register with the federal tax authority. But Kaplan, Piedra and Seira (2011) point out that the cost of taxes,

the scarcity of marketable ideas and the limited benefits of being formal are far more important obstacles to creating and formalizing firms. Accordingly, they conclude that for reform to have a large impact on formality and firm creation, it should be comprehensive.

Branstetter and others (2013) offer further evidence that simpler business registration helps create formal firms. The authors use nationwide, micro-level matched employer-employee data from Portugal collected in 2000 and 2006 to examine the impact of a reform program, called On the Spot Firms, introduced in 2005. The program substantially cut business registration procedures and costs by introducing one-stop-shops. Using a difference-in-difference methodology based on a comparative analysis of firms established before and after the program to isolate the program's impact on business start-ups, the authors find that reducing the time and cost of firm registration increased the number of start-ups by 17% and created about 7 new jobs a month per 100,000 county inhabitants in eligible industries.

TABLE 3.2 Summary findings of recent research using *Doing Business* and related indicators by methodology

Methodology	Findings of recent research
Natural experiments/ difference-in-difference estimates	<p>In Portugal cutting the time and cost of firm registration increased the number of business start-ups by 17% and created about 7 new jobs a month per 100,000 county inhabitants in eligible industries. The start-ups created after the reform are smaller, more likely to be owned by women, headed by relatively inexperienced and poorly educated entrepreneurs and have lower sales per worker than start-ups created before the reform (Branstetter and others 2013).</p> <p>In municipalities with high constraints to formal entrepreneurship, business registration reform caused 14.9% of informal business owners with characteristics similar to those of formal business owners to shift to the formal economy in Mexico (Bruhn 2013).</p> <p>A reform that simplified business registration in Mexican municipalities increased registration by 5% and wage employment by 2.2%. It also decreased the income of incumbent businesses by 3% due to increased competition (Bruhn 2011).</p> <p>Providing information about registration or paying for it do not necessarily increase formalization, particularly when there are other barriers to it (de Mel, McKenzie and Woodruff 2013).</p> <p>Simplified entry regulations led 5% of informal firms to shift to the formal economy in Mexico, though this effect is not permanent (Kaplan, Piedra and Seira 2011).</p> <p>Mandatory credit reporting systems improve financial intermediation and access, particularly when used in conjunction with credit information systems (Giannetti and Jentzsch 2013).</p> <p>A reform making bankruptcy laws more efficient significantly improved the recovery rate of viable firms in Colombia (Giné and Love 2010).</p> <p>Debt recovery tribunals in India caused a decrease in the borrowing and fixed assets of small firms and an increase in the borrowing, fixed assets, and profits of large firms (Lilienfeld-Toal, Mookherjee and Visaria 2012).</p> <p>Introduction of collateral registries for movable assets increased the firms' access to finance by around 8%. The impact was larger for smaller firms (Love, Martinez-Peria and Singh 2013).</p> <p>Debt recovery tribunals reduced nonperforming loans by 28% and interest rates on larger loans, implying that faster processing of debt recovery suit cut the cost of credit in India (Visaria 2009).</p> <p>Business licensing among retail firms rose 13% after a tax reform in Brazil (Monteiro and Assunção 2012).</p> <p>Import competition leads to much smaller quality upgrading in OECD economies with more cumbersome regulations, while in non-OECD economies with more cumbersome regulations it does not have effect on quality (Amiti and Khandelwal 2011).</p>
Instrumental variable panel estimates	<p>When credit market frictions are low, a reduction in credit market frictions decreases the impact of financial shocks on macroeconomic volatility (Cavalcanti 2010).</p> <p>Strong investor rights lead to higher corporate risk-taking and growth (John, Litov and Yeung 2008).</p> <p>An increase in entry costs of 80% of income per capita decreases total factor productivity by 22% and output per worker by 29% (Barseghyan 2008).</p> <p>A 1% increase in trade is associated with more than a 0.5% increase in income per capita in economies with flexible entry regulations, but has no positive income effects in more rigid economies (Freund and Bolaky 2008).</p>
Other panel data estimates	<p>Cumbersome procedures and high levels of minimum capital are negatively associated with firm entry. Stringent regulations go hand in hand with corruption (Dreher and Gassebner 2013).</p> <p>Increasing trade openness has larger effects on growth when labor markets are more flexible (Chang, Kaltani and Loayza 2009).</p> <p>Better regulations are associated with lower time and costs of trading in developing economies (Busse, Hoekstra and Königer 2012).</p> <p>Good, efficient infrastructure and a healthy business environment are positively linked to export performance (Portugal-Perez and Wilson 2011).</p> <p>Improvements in trade facilitation and entry regulations raise export volumes and reduce distortions caused by restrictions on access to foreign markets (Şeker 2011).</p> <p>Public credit registries and private credit bureaus reduce the probability of bank crises, particularly in low-income economies (Büyükkarabacak and Valev 2012).</p> <p>Complex tax systems are associated with lower numbers of foreign direct investment in an economy but do not affect its level. A high corporate tax rate, on the other hand, is negatively related to both the number and level of foreign direct investment. A 10% reduction in tax complexity is comparable to a 1% reduction in effective corporate tax rates (Lawless 2013).</p> <p>Improvements in the <i>Doing Business</i> indicators are positively associated with increases in labor productivity in the manufacturing and services sectors in EU-15 and EU-12 countries, though this association is stronger in EU-12 countries (Dall'Olmo and others 2013).</p> <p><i>Doing Business</i> indicators such as getting credit, protecting investors and trading across borders are positively associated with product and process innovation for young firms in non-OECD countries (Dutz and others 2011).</p>

(continued on next page)

TABLE 3.2 Summary findings of recent research using *Doing Business* and related indicators by methodology (continued)

Methodology	Findings of recent research
Instrumental variable cross-sectional estimates	<p>One day of delay in transport time reduces trade by at least 1%. The impact of this delay is larger for time-sensitive agricultural and manufacturing products and for transit times abroad for landlocked economies (Djankov, Freund and Pham 2010).</p> <p>A 1-day increase in transit time reduces exports by an average of 7% in Sub-Saharan Africa (Freund and Rocha 2011).</p> <p>Stronger creditor rights increase bank risk-taking and the likelihood of financial crises as well as growth. Sharing information among creditors, on the other hand, reduces the likelihood of financial crisis and increases growth (Houston and others 2010).</p> <p>Economies with good business regulatory environments grow faster. Output growth is 2.3% higher for the best quartile in the sample than for the worst (Djankov, McLiesh and Ramalho 2006).</p>
Other cross-sectional estimates	<p>Labor reforms can increase employment in the retail sector by 22% and reduce informal economic activity by 33% (Amin 2009).</p> <p>Import and export costs are highly negatively related to trade volume (Hoekman and Nicita 2011).</p> <p>Higher effective corporate tax rates are associated with lower investment, foreign direct investment and entrepreneurial activity (Djankov and others 2010).</p>

The authors also find that start-ups created after reform tend to be smaller, more likely to be owned by women, headed by relatively inexperienced and poorly educated entrepreneurs and have lower sales per worker than start-ups created before the reform, suggesting that the pre-reform regulatory barriers to entry mattered mostly for marginal firms.

Excessive entry regulation can be detrimental to entrepreneurship and a source of corruption. To test this, Dreher and Gassebner (2013) use panel data for 43 economies from 2003 to 2005. They find that high numbers of procedures and high minimum capital requirements impede firm entry. Furthermore, high levels of regulation go hand in hand with corruption. The authors find that corruption is used to “grease the wheels,” reducing the burdensome impact of regulations.

Using a field experiment in Sri Lanka with one control and four treatment groups and offering incentives to informal firms to formalize, de Mel, McKenzie and Woodruff (2013) find that providing information on registration or paying for it do not necessarily increase formalization. These interventions had a low impact because many firms that did not register had informal leases or agreements and were not able to provide authorities with the required proof of ownership for the land where they operated.

Thus business entry regulations cannot be seen in isolation because the benefits of improving the start-up process are conditional on many other factors, including land regulations, taxation and labor regulations. In addition, firms that do not see the benefits of formalizing are less likely to respond to policies aimed at improving business registration. This conclusion is supported by Bruhn and McKenzie (2013), who survey the current literature on business entry reforms. Small informal firms in particular do not seem to benefit from simpler business entry and are not more likely to formalize after such policy interventions.

Overregulated labor markets, like overregulated business entry, can also lead to a large informal economy and high unemployment because they increase barriers to formal employment and make markets too rigid to adjust to changing conditions in an economy. Amin (2009) examines this point using data on 1,948 formal retail stores in 16 major states and 41 cities of India from 2006. Based on cross-sectional regression analysis and controlling for a large number of factors that affect unemployment, he shows that labor regulations in India’s retail sector undermine job creation. He further notes that labor reforms could increase employment in the retail sector by as much as 22% for an average store—a significant effect given that the retail sector is India’s second largest employer, accounting for more

than 9.4% of the formal jobs. Amin also shows that labor reforms can shrink the informal economy by 33%.

Using a theoretical model where a few large firms account for a disproportionate share of economic activity and calibrating this model with *Doing Business* data, di Giovanni and Levchenko (2013) show that reducing entry costs to levels similar to those in the United States improves welfare as measured by real income per capita by 3.3%. One of the study’s main assumptions is the distribution of firm size. In economies where large firms do not account for a disproportionate share of economic activity (which is more likely in developing economies), gains from lowering entry barriers—such as those measured by *Doing Business*—are likely to be larger.

TRADE REGULATIONS AND COSTS

As the world’s economies have become more interlinked, both public and private sectors have become increasingly concerned about becoming more competitive in global markets. But in many economies, companies engaged in international trade still struggle with high trade costs arising from transport, logistics and regulations, impeding their competitiveness and preventing them from taking full advantage of their production capacity. With the

availability of *Doing Business* indicators on trading across borders—which measure the time, procedural and monetary costs of exporting and importing—several empirical studies have assessed how trade costs affect the export and import performance of economies.

Hoekman and Nicita (2011) use cross-sectional data from 105 economies in 2006 and a gravity-type regression model that controls for logistics quality and several tariff and nontariff costs to show that import and export costs are highly negatively related to trade volume. Similarly, Djankov, Freund and Pham (2010) assess the impact of time delays in exporting on aggregate bilateral trade volumes in 98 economies in 2005 using instrumental variable analysis to identify the causation between time delays and trade volumes. As an instrumental variable they use landlocked economies and their export delays in neighboring economies during the transport of their containers to ports. The intuition here is that trade volumes of an economy are less likely to affect transit times in neighboring economies because they account for a small share of trade in those economies. The authors show that, on average, each day of delay reduces trade by at least 1%. They also find a larger effect on time-sensitive agricultural and manufacturing products and on transit times abroad for landlocked economies.

Portugal-Perez and Wilson (2011) use panel data from 101 developing economies between 2004 and 2007 to assess how infrastructure, border and transport efficiency and the business environment affect export performance. Border and transport efficiency is measured by a *Doing Business* indicator on the number of days and procedures it takes to export and import in an economy, while the measure of the business environment combines various institutional indicators including government transparency, corruption, public trust in government, government favoritism for well-connected firms and irregular payments for exports and imports. After controlling for country fixed effects and several other factors affecting export performance, the authors find that good infrastructure, transport and port efficiency and a healthy business

environment are associated with strong export performance.

This conclusion is supported by studies on Sub-Saharan Africa and other developing economies. Using cross-sectional data for Sub-Saharan economies, Freund and Rocha (2011) investigate whether 3 types of export costs—time spent on inland transit, customs and ports, and documents—have different effects on bilateral exports. To control for the potential impact of export volumes on each type of export cost, and to establish causality between export costs and volumes, the authors use instrumental variable analysis for landlocked economies. Each component of export costs listed above is instrumented with the corresponding variable faced by exporters in the transit economy. For example, time spent on exports during inland transit is instrumented by time spent on inland transit in neighboring economies to take containers to ports. The assumption is that export costs incurred in neighboring economies are less likely to be affected by the export volumes of exporting economies.

The authors also separate the impacts of two sets of inland transit time: distance to ports and congestion costs such as border delays, road security, fleet class and competition. Inland transit has the largest negative impact on exports, especially congestion costs. A 1-day increase in transit time reduces exports by an average of 7% in Sub-Saharan Africa, which donors should consider when crafting “aid for trade” policies in Africa and elsewhere. In a related study, Busse, Hoekstra and Königer (2012) use panel data from 2004 to 2009 for 99 developing economies, including 33 of the least developed ones, to show that regulatory improvements are linked to lower trade times and financial costs.

Different types of regulations, not just for trade, can help reap the benefits of international trade. Şeker (2011) focuses on the links between export volumes and regulations on trade and entry. The analysis uses two *Doing Business* indicators—time to export and number of procedures required to start a business—for 137 economies between 2005 and 2007. Şeker finds that improvements in trade facilitation and entry regulations raise

export volumes and reduce distortions caused by restrictions on access to foreign markets. These findings suggest that investment climate reforms help economies respond to export opportunities.

Chang, Kaltani and Loayza (2009) use *Doing Business* indicators on labor market flexibility and firm entry and exit to analyze how regulatory reforms supporting open trade affect economic growth. They find that increasing trade openness has larger effects on growth when labor markets are more flexible—making it easier for firms to adjust to changing conditions—and firms can enter and exit markets more easily.

REGULATIONS ON COURTS, CREDIT MARKETS, BANKRUPTCY LAWS AND INVESTOR PROTECTION

Courts, credit markets, bankruptcy laws and investor protection are among the regulatory areas covered by *Doing Business* that have received less attention in most developing economies when it comes to the number of reforms. Recent empirical work provides eye-opening evidence on these issues.

Visaria (2009) uses project loan data for 1993–2000 from a large private bank with branches throughout India to assess how debt recovery rates were affected by debt recovery tribunals introduced by India in 1993 to shorten debt recovery suits and strengthen the rights of lenders to recover assets of defaulting borrowers. To isolate the effect of the tribunals on debt repayments, Visaria analyzes loan repayments in states that had the tribunals relative to states that did not, covering the same period and controlling for state- and industry-specific characteristics. Her analysis finds that the tribunals reduced nonperforming loans by 28%, implying that faster processing of debt recovery suits cuts the cost of credit (figure 3.1).

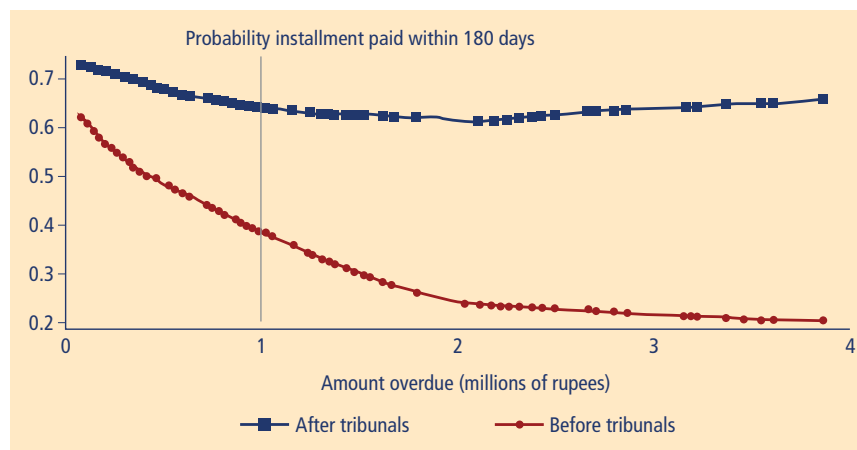
In another study on debt recovery tribunals in India, Lilienfeld-Toal, Mookherjee and Visaria (2012) use firm-level panel data for 1993–2000 and take into account the elasticity of credit supply and the asset size of borrowers. They show that the tribunals caused a reduction in

the borrowing and fixed assets of small firms but an increase in the borrowing, fixed assets and profits of large firms. The reason is that interest rates increased after the tribunals making it harder for small firms to apply for large loans given that they had insufficient collateral.

In the majority of the world economies movable assets are less likely to be accepted as collateral for loans than immovable assets limiting the access of small firms to finance. A study on this point is provided by Love, Martinez-Peria and Singh (2013) who examine the impact of the introduction of movable assets as collaterals on firms' access to bank finance using data from Enterprise Surveys and *Doing Business* indicator on collateral registries for movable assets in 73 countries between 2002 and 2011. Their difference-in-difference estimation that compares firms' access to finance over time and across countries with and without such registries reveals that in countries introducing movable assets as collaterals the number of firms with access to finance increased by around 8%. They also show that the benefits of the introduction of these registries are larger for smaller firms.

Cavalcanti (2010) present theoretical and empirical analyses of the complementary effect of financial shocks and credit market imperfections on macroeconomic volatility using data for 62 economies between 1981 and 1998. They measure credit market frictions by using *Doing Business* indicators on contract enforcement costs and anti-creditor bias. In contrast to the widely held view that the impact of financial shocks on macroeconomic volatility increases with credit market frictions, the authors' theoretical model shows that the effects of financial shocks can increase or decrease with credit market frictions, depending on the source and initial level of such frictions. Their panel data analysis—which instruments indicators on contract enforcement costs and anti-creditor bias with their past values to establish a causal link between them and macroeconomic volatility—shows that in economies with fewer credit market frictions, reductions in both contract enforcement costs and anti-creditor bias dampen the impact of financial shocks on macroeconomic volatility. But in economies with extensive

FIGURE 3.1 For all loan amounts, the probability of timely repayment was higher after India established debt recovery tribunals



Note: The figure plots the probability of loan repayments before and after the Indian government created debt recovery tribunals in 1993 to reduce the time taken to resolve cases.

Source: Visaria 2009.

credit market frictions, a reduction in anti-creditor bias actually increases the impact of financial shocks on macroeconomic volatility.

Credit reporting systems reduce information asymmetries in financial markets. Giannetti and Jentzsch (2013) use panel data for 172 economies between 2000 and 2008 to test how credit reporting and identification systems affect financial intermediation. They use a more sophisticated method than standard panel data analysis by creating a synthetic control group that is intended to consist of countries as similar as possible to those that did not implement credit reporting and identification system reforms. The authors find that mandatory credit reporting systems improve financial intermediation and access, particularly when used in conjunction with credit information systems.

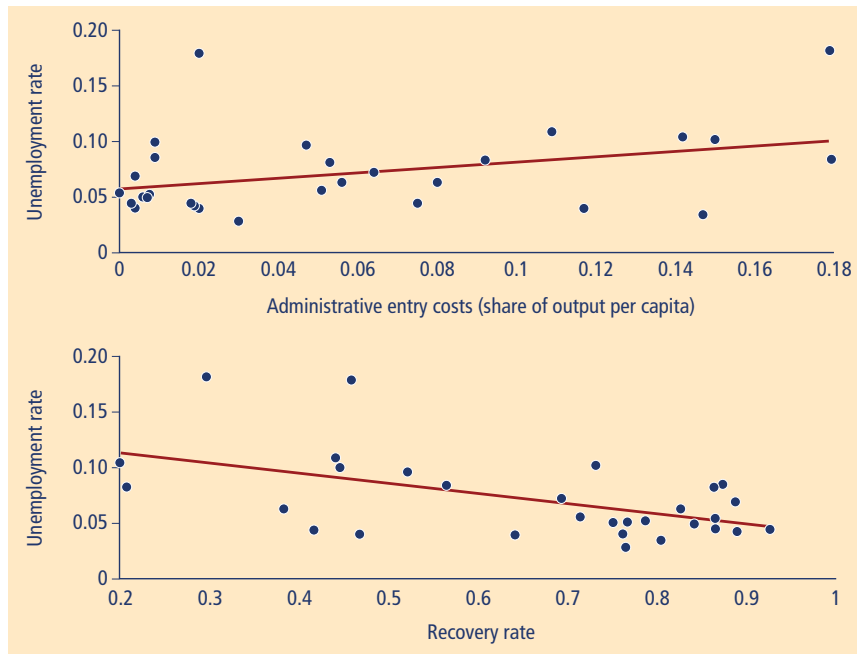
Credit information systems can also reduce the likelihood of bank crises because they reduce information asymmetries between banks and borrowers, enabling banks to make better lending decisions. In addition, they increase the probability of loan repayments because bad credit histories make it harder for borrowers to obtain future loans. Büyükkarabacak and Valev (2012) use panel data from 98 economies for 1975 to 2006 to study how sharing credit information affects the

likelihood of bank crises. They find that the existence of public registries, private bureaus or both reduced the probability of bank crises, particularly in low-income economies.

Houston and others (2010) reach similar conclusions. The authors merge data for 2002 to 2007 from nearly 2,400 banks in 69 economies with *Doing Business* indicators on creditor rights and credit information sharing. Based on both cross-sectional and instrumental variable regression analyses that use legal origins (English, French, German and Nordic) as instrumental variables for the creditor rights and credit information sharing indicators, they find that stronger creditor rights increase bank risk-taking and the likelihood of financial crises. But stronger creditor rights are also associated with higher growth. On the other hand, sharing information among creditors always seems to have positive effects—reducing the likelihood of financial crisis and raising economic growth.

Laws and regulations that protect investors and help them quickly resolve issues related to their businesses can be crucial for business creation and survival because they encourage investment, facilitate smooth business operations and help viable firms recover if they become insolvent. John, Litov and Yeung (2008) provide an interesting analysis

FIGURE 3.2 Higher entry costs and lower recovery rates are associated with higher unemployment rates



Source: Janiak 2013.

of investor protection. They investigate the relationship between laws and regulations protecting investors, risk-taking and economic growth using firm and national data for 39 economies from 1992 to 2002. Investor protection is measured by variables including the rule of law, disclosure standards and shareholder rights that include minority shareholders. The findings of their instrumental variable panel data regression analysis, which instruments firms' risk-taking by a logarithm of initial assets, disclosure, rule of law and anti-director rights index, show that corporate risk-taking and growth are positively affected by the quality of investor protection, supporting the proposition that protecting investors promotes entrepreneurial activity and economic growth because it enables entrepreneurs to make risky but high value added investments.

To investigate the relationship between efficient bankruptcy laws and recovery rates among economically viable firms, Giné and Love (2010) use data on a large number of firms that filed for bankruptcy in Colombia between 1996 and 2003 and analyze how a 1999 reform in bankruptcy laws affected recovery rates. Their analysis, which compares the length of

reorganization and liquidation cases before and after the reform, finds that the reform significantly improved the recovery rate of viable firms.

Janiak (2013) uses a theoretical model calibrated using *Doing Business* data to assess the impact of firm entry and exit regulations on unemployment. He finds that firm exit regulations explain half of the unemployment gap between continental Europe and the United States. These findings are based on the assumptions that there is perfect competition in the market, the degree of returns to scale is 0.85 and firms buy fixed capital on entry, some of which is sunk because of exit regulations. Janiak also finds that when the degree of returns to scale is lower, regulation explains more of the unemployment gap and entry regulations become more influential than exit regulations (figure 3.2). This is because when entry costs are high, firms need to earn more profit to recover those costs by increasing their size. However, when there are decreasing returns to scale (i.e. returns to scale below unity), the marginal product of labor and capital will fall as firms expand, causing firms to decrease their demand for labor, which in turn will increase unemployment.

Therefore, the higher the degrees of diminishing returns to scale (the lower the returns to scale from unity) the higher the impact of entry costs on unemployment.

TAX REGULATIONS

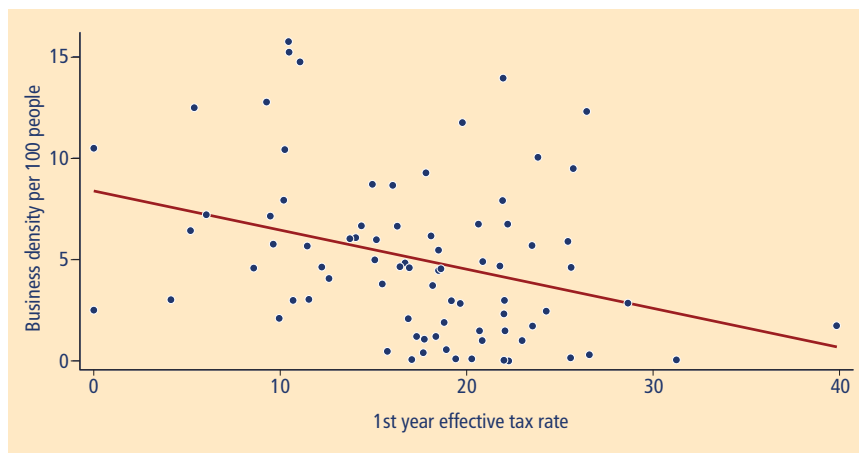
Tax regulations are one of the most contentious topics in public policy and economics and have prompted a large body of theoretical and empirical work investigating the effects of high tax rates and cumbersome and complex tax codes and procedures. Though determining the optimal tax system is difficult because different economies need different systems to maximize their welfare, there is less uncertainty—from both theoretical and empirical perspectives—about the distortionary effects of high taxes and cumbersome tax systems.

Djankov and others (2010) examine how effective corporate tax rates affect entrepreneurship and investment using cross-sectional data from 85 economies in 2004. The authors collected the corporate income tax data based on a standardized case study used for the paying taxes indicator of *Doing Business*. They find that higher effective corporate tax rates are strongly associated with lower aggregate investment, foreign direct investment and entrepreneurial activity (figure 3.3).

Lawless (2013) investigates the impact of high corporate tax rates and tax complexity on foreign direct investment in 57 economies. Using panel data regression analysis and controlling for a wide range of factors affecting such investment, she finds that complex tax systems are associated with fewer—but not smaller—foreign direct investments. A high corporate tax rate, on the other hand, is negatively associated with both numbers and size of foreign investments. Lawless shows that a 10% reduction in tax complexity is comparable to a 1% reduction in effective corporate tax rates in terms of its effect on foreign direct investment.

Monteiro and Assunção (2012) examine the effect on the formal economy of a tax reform, called SIMPLES, that reduced the number of taxes and tax procedures for micro and small firms in Brazil. Based on a cross-sectional survey of firms in Brazilian

FIGURE 3.3 Higher effective tax rates are associated with lower business density



Source: Djankov and others 2010.

state capitals and metropolitan areas, the authors estimate the impact of SIMPLES on formal business licensing through natural experiments that compare firms eligible to benefit from the reform and those that are not. Their finding that business licensing among retail firms rose by 13% after SIMPLES was enacted is robust to a series of sensitivity tests—indicating that tax simplification helps expand the formal economy.

BUSINESS REGULATORY ENVIRONMENT AND OVERALL ECONOMIC PERFORMANCE

The research reviewed so far was about the effects of different business regulations on intermediate outcomes. But it is also important to know whether strengthening the business regulatory environment has a significant impact on the overall economic performance of firms and economies, through for example its effect on growth rate of output, productivity and innovation. A number of studies have assessed how much a good business regulatory environment, as measured by aggregate *Doing Business*, matters for economic growth, higher productivity and innovation.

Djankov, McLiesh, and Ramalho (2006) shed some light on this issue using cross-sectional data from 135 economies covering the period from 1993 to 2002 and instrumenting business regulation indicators with their legal origins (English,

French, German, Nordic and socialist), the main religion in the economy (Catholic, Muslim, Protestant or other), percentage of English-speaking population, initial income per capita and geographic latitude. They find that economies with good business regulatory environments grow faster and that output growth is 2.3% higher for the best quartile in the sample than for the worst.

Dall’Olio and others (2013) provide further insight on links between the business environment and growth. Using the aggregate *Doing Business* indicator and its sub-indices, such as construction permits, trading across borders, paying taxes and employing workers, they investigate whether structural or firm-specific characteristics contributed more to labor productivity growth in the European Union between 2002 and 2008. Panel data analysis found that improvements in the *Doing Business* indicators are positively associated with increased labor productivity in manufacturing and services in EU-15 and EU-12 countries, though the magnitude of this association is larger in EU-12 countries.³

Freund and Bolaky (2008) draw on data for 126 economies between 2000 and 2005 and use predicted trade, generated from a regression of bilateral trade on distance, as an instrument for trade openness to establish the direction of causality from *Doing Business* indicators—covering areas including business entry, labor and property registration—to openness. They find that trade leads to higher

living standards in economies with flexible regulatory environments but not in those with rigid regulatory environments. They also show that business regulation is more important than financial development, higher education enrollment or rule of law for complementing trade liberalization. In addition, the authors find that a 1% increase in trade is associated with more than a 0.5% increase in income per capita in economies with flexible entry regulations, but has no positive income effects in more rigid economies.

Using World Bank Enterprise Surveys data from a large number of manufacturing firms between 2002 and 2006 in 71 economies, Dutz and others (2011) show that the aggregate *Doing Business* indicator, as well as its sub-indices (including getting credit, protecting investors and trading across borders), are positively associated with product and process innovation for young firms in non-OECD countries. Based on their findings, the authors emphasize the importance of business environment in spurring incentives for competition and innovation.

The literature has shown that entry costs increase the size of the informal economy and decrease job creation, which are likely to hurt economic performance. Barseghyan (2008) investigates how entry costs affect output and productivity using *Doing Business* data on entry costs for 97 economies and instrumental variable estimation. He instruments entry costs by geographic latitude, share of the population speaking a major European language, European settler mortality rates in the early stages of colonization and indigenous population density in the early 16th century. Barseghyan shows that higher entry costs significantly reduce output per worker by lowering total factor productivity. He finds that an increase in entry costs of 80% of income per capita decreases total factor productivity by 22% and output per worker by 29%.

On a related issue, Amiti and Khandelwal (2011) examine how improvements in business regulatory environment, measured by aggregate *Doing Business*, affect the quality upgrading of products based on disaggregated data from 56 economies for 10,000 products. The authors use panel data regression analysis and a

natural experiment to investigate how the regulatory environment and import competition affect product quality upgrading in economies that are OECD members and those that are not. For OECD members the authors find that import competition leads to much smaller quality upgrading in economies with more cumbersome regulations. In non-OECD economies import competition does not lead to any quality improvements if regulations are more cumbersome. These findings suggest that reforms might be needed for import competition to improve product quality because of impediments created by bureaucratic red tape, nontariff barriers and other entry regulations.

CONCLUSION

The empirical work reviewed in this chapter provides evidence that cumbersome, poorly functioning regulatory business environments undermine entrepreneurship and the economic performance of firms and economies. They do so by, for example, impeding entry to production and labor markets, which promotes the informal economy and unemployment, and by making trading, accessing credit markets and resolving legal issues more expensive for businesses. Thus efforts to promote economic and social development should focus on formulating policies that make business regulatory environments work

for entrepreneurs and small and medium-size firms—and not obstruct their creation, productivity and competitiveness.

These results are encouraging, showing the relevance of the policy reforms in the areas measured by *Doing Business*. But further research is needed. For instance, although empirical research provides ample evidence for positive links between better business regulations and economic performance, more rigorous research is needed to better understand whether and to what extent the former causes the latter. Some of the most convincing evidence to date comes from natural experiments, which have focused mostly on firm entry regulation. Other areas of business regulations—such as trade, taxation, labor markets, credit markets and protecting investors—would benefit greatly from future research using similar techniques. Furthermore, given that only a handful of studies separate out the impact of business regulatory environment on the overall performance of economies, such as economic growth, productivity and investment, more research on these issues would substantially enhance our understanding of the multifaceted relationships between business regulations, economic performance and development.

Policymakers contemplating business regulatory reforms should consider designing these reforms and their

implementation in ways that lend themselves well to empirical analysis of their effects, so that they can better understand whether their reforms are leading to desired outcomes. This may consist of (i) collecting careful baseline and follow-up data, and (ii) deliberately deciding to phase in reforms for different groups of users, perhaps even randomly selecting locations in which reforms will be piloted, in order to be able to draw conclusions about the causal impacts of their reforms.

NOTES

1. Based on searches for citations in the 9 background papers that form the basis for the *Doing Business* indicators in the Social Science Citation Index and Google Scholar (<http://scholar.google.com>).
2. The only exception to this rule is that Djanikov, McLiesh and Ramalho (2006) is included in the review although it was published more than five years ago, given that it is one of the few studies examining the impact of overall regulatory business environment on economic growth.
3. The EU-12 are those that have joined the European Union since 2004: Bulgaria, Cyprus, the Czech Republic, Estonia, Hungary, Latvia, Lithuania, Malta, Poland, Romania, the Slovak Republic and Slovenia. The EU-15 consists of Austria, Belgium, Denmark, Finland, France, Germany, Greece, Ireland, Italy, Luxembourg, the Netherlands, Portugal, Spain, Sweden and the United Kingdom.

Why are minimum capital requirements a concern for entrepreneurs?



Minimum capital requirements significantly slow entrepreneurship.¹ Such requirements also fail to serve their intended purpose of protecting consumers and creditors from hastily established and potentially insolvent firms. In recent years many governments have stopped requiring new businesses to deposit minimum capital in banks or with notaries before they can begin operations.

What is a minimum capital requirement? It is the share capital that must be deposited by shareholders before starting business operations. For the *Doing Business* starting a business indicator the paid-in minimum capital is usually the amount that an entrepreneur needs to deposit in a commercial bank or with a notary when, or shortly after, incorporating a business, even if the deposited amount can be withdrawn soon after a company is created.² In most cases this required amount is specified in an economy's commercial code or company law.³ Research shows that the existence of a minimum capital requirement directly hinders business development and growth.⁴

Of the 189 economies studied in *Doing Business 2014*, 99 have no minimum capital requirements. Some economies never required firms to deposit money for incorporation, while 39 have eliminated minimum capital requirements in the past seven years. Armenia, Belarus, Bulgaria, Denmark, Kosovo, the Republic of Korea, the Kyrgyz Republic and the United Kingdom are among these economies that have cut or eliminated such requirements. For instance, Belarus halved its minimum capital requirement for private limited liability companies in 2008, then abolished it a year later. In 2009 Bulgaria reduced its minimum capital requirement by 99%, to less than \$2. That same year,

Denmark slashed its minimum capital requirement for limited liability companies from about \$22,000 to about \$14,000. All of these changes lower the costs to entrepreneurs to operate in the formal sector. The other 90 economies still require entrepreneurs to deposit capital before registering a business. This amount varies greatly—from €1 in Germany to more than \$58,000 in Myanmar.

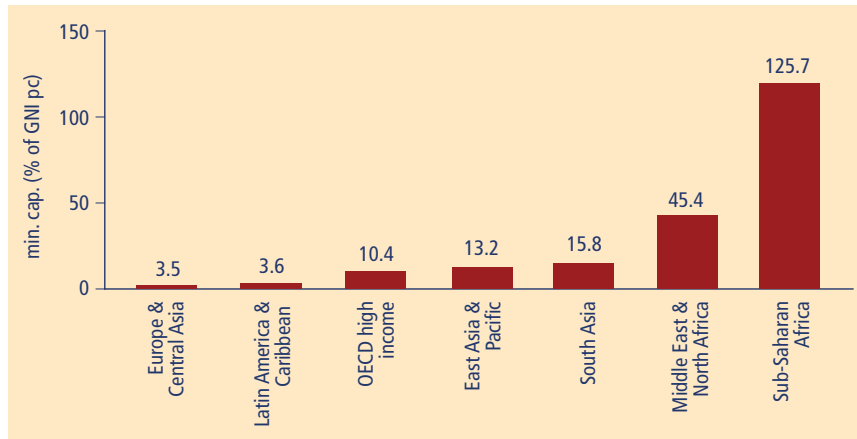
WHERE IS THE MINIMUM CAPITAL REQUIREMENT MORE PREVALENT?

Across regions, minimum capital requirements are lowest in Europe and Central Asia, Latin America and the Caribbean and OECD high-income economies (figure 4.1). In Latin America and the Caribbean only 10 of 32 economies require new businesses to deposit minimum capital, with the Dominican Republic imposing the most—almost half of income per capita, or about \$2,500. Still, most of the 10 economies that had enforced capital requirements keep them low. In Suriname it is about \$30—0.4 percent of income per capita—and in Bolivia it is \$40, equivalent to 1.8 percent of income per capita. And in the past 10 years other economies in the region, such as Mexico, St. Kitts and Nevis, and Uruguay, have eliminated minimum capital requirements altogether.

Among OECD high-income economies, Austria and Slovenia have the highest minimum capital requirements, asking entrepreneurs to commit more than 40% of gross national income per capita. In Sub-Saharan Africa 13 economies have minimum capital requirements exceeding 200% of income per capita. An extreme example is Niger, where the minimum

- Across regions, minimum capital requirements are lowest in Europe and Central Asia.
- Of the 189 economies studied in *Doing Business 2014*, 99 do not have minimum capital requirements for firms. Some economies have never had them, while 39 have eliminated them in the past seven years.
- Minimum capital requirements are comparatively higher in low-income economies.
- Paid-in minimum capital is often a fixed amount that does not take into account firms' economic activities, size or risk related to their activity.
- Higher minimum capital requirements are associated with less access to finance for small and medium-size firms.
- Higher minimum capital requirements are associated with weaker regulations on minority investor protections and tend to enable the informal economy.

FIGURE 4.1 Minimum capital requirements by region



Note: Myanmar is excluded from the sample as it is a significant outlier.

Source: *Doing Business* database.

capital requirement is equivalent to 528% of income per capita—about \$2,000.

Globally, except in South Asia, minimum capital requirements have been cut over the past seven years. The biggest changes have occurred in the Middle East and North Africa, where the share of economies with minimum capital requirements of less than 5% of income per capita fell from over 60% in 2006 to 6% in 2013 (figure 4.2). In 2011 Jordan reduced its minimum capital requirement from about

\$14,000 to less than \$2. Similarly, in 2013, Morocco eliminated its minimum capital requirement for limited liability companies. Many economies in Europe and Central Asia and the OECD high-income region have also sharply cut or eliminated minimum capital requirements.

In South Asia only India and Maldives still have minimum capital requirements. In India it is about \$1,900; in Maldives, \$135. In general, South Asia is lagging behind on business entry regulatory reforms

compared with other regions. For instance, in 2012/13, Sri Lanka was the only economy of 8 in those studied that simplified business registration—compared with 10 of 21 in Europe and Central Asia.⁵

Minimum capital requirements are relatively higher in low-income economies than in lower-middle, upper-middle and high-income ones. Among high-income economies, 25% have a minimum capital requirement ranging from 1.5% to 230% of income per capita—from about \$1,500 in Malta to more than \$50,000 in Bahrain. Bahrain and Oman require new limited liability companies to deposit the equivalent of more than 200% of income per capita in bank accounts to complete registration and commence business operations.

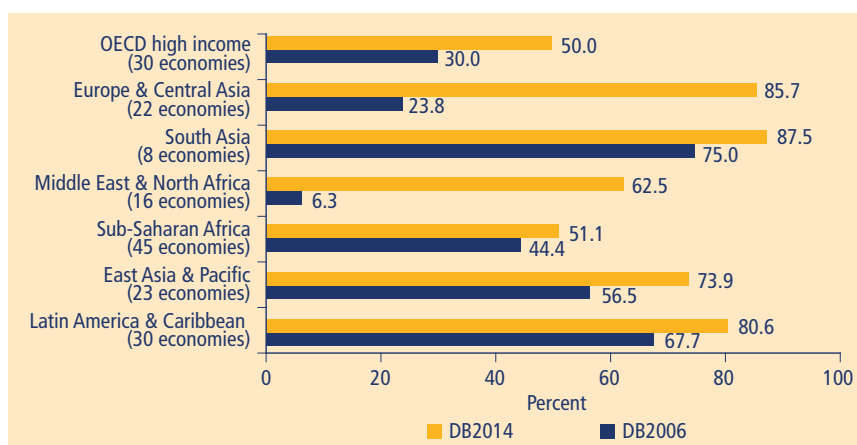
Of the 34 low-income economies studied, 18 do not have minimum capital requirements. Among the other 16, 11 are members of the Organization for the Harmonization of Business Law in Africa,⁶ which has fixed the minimum capital requirement at about \$2,000.

DO MINIMUM CAPITAL REQUIREMENTS FULFILL THEIR REGULATORY FUNCTIONS?

The minimum capital requirement finds its roots in continental Europe of the 20th century.⁷ Back then, the minimum paid-up capital was stipulated by law and its primary legislative purpose was to protect creditors and nurture confidence in financial markets. Nowadays, despite the financial burden that minimum capital requirements impose on potential entrepreneurs, some argue that they protect investors and consumers from new firms that are set up carelessly, might not be financially viable and will likely close soon after launching. Advocates of this argument claim that minimum capital requirements enable prospective investors to consider investments more cautiously.

But this regulatory fix does not adequately address the problem. Paid-in minimum capital is often a fixed amount that does not take into account firms' economic activities, size or risks. In some cases it is the same for different types of companies as well. For instance, a small company

FIGURE 4.2 Share of economies where the minimum capital requirement is less than 5% of income per capita



Note: The data sample for DB2006 (2005) includes 174 economies. The sample for DB2014 (2013) also includes The Bahamas, Bahrain, Barbados, Brunei Darussalam, Cyprus, Kosovo, Liberia, Luxembourg, Malta, Montenegro, Qatar and San Marino, for a total of 185 economies. DB2006 data have been adjusted for data revisions and changes in methodology and regional classifications of economies.

Source: *Doing Business* database.

in the services industry with low start-up capital has to pay as much as a large manufacturing company with high initial capital in Gabon, despite the difference in business activity and size. Moreover, funds tied up in minimum capital requirements, particularly in economies where the amount is sizable, could impose financial constraints on companies that have other needs, such as hiring, buying equipment or developing services.⁸

Others argue that minimum capital requirements shield firms from insolvency and so protect creditors and investors.⁹ But lenders tend to base their decisions on commercial risks rather than government-imposed minimum capital requirements.¹⁰ Creditors usually prefer to evaluate firms' income statements, business plans and other representative indicators. Thus, many economies have found other ways to protect investors, particularly with limited liability companies. For instance, Hong Kong SAR, China outlines solvency safeguards in its Companies Act and does not require a specific amount of paid-in minimum capital for business incorporations. Furthermore, companies have different probabilities of becoming insolvent. Even with a minimum capital requirement there is no guarantee that a firm would not face insolvency because of other factors such as poor management and decision making, bad business conditions and market changes.¹¹

If the enforced minimum capital requirement is too high, it might impede the development of start-ups. It could block potential entrepreneurs seeking to start businesses as alternatives to unemployment.¹² In Ethiopia the official unemployment figure is more than 20%, yet the minimum capital requirement is 184% of income per capita. Though the minimum capital requirement alone does not account for Ethiopia's high unemployment, it does hamper the development of small and medium-size formal businesses that might be a source of employment.¹³

Some researchers also argue that high minimum capital requirements distort healthy competition by putting at disadvantage entrepreneurs with less financial capacity.¹⁴ A firm is expected to use its financial resources to establish the business and day-to-day operations. So

freezing capital in a bank account may undermine a company's growth. In Bolivia and Ghana minimum capital can be withdrawn in full only after a company's dissolution. Moreover, high minimum capital requirements can enable fraudulent activities that they are supposed to prevent. Entrepreneurs eager to incorporate companies but lacking the required funds, often falsify company incorporation forms or withdraw funds soon after incorporation.¹⁵

If the capital requirement is too low, it fails to screen out potentially unviable businesses. A low requirement does little to protect creditors if a company undergoes financial distress.¹⁶ In many economies the requirement is merely symbolic because governments and company registries cannot predetermine how much money might be needed to cover companies' liabilities if they become insolvent.¹⁷ For example, France, Germany, Japan and Jordan have minimum capital requirements of less than \$5. In addition, a minimum capital requirement does not limit company debt because once the capital amount has been established, there are usually no limits on the borrowing of companies.¹⁸

Minimum capital requirements are especially futile if funds can be withdrawn and possibly used to cover expenses unrelated to the business soon after a company is incorporated. For instance, in Estonia, Luxembourg and Thailand entrepreneurs can withdraw start-up capital immediately after incorporating a business—so minimum capital requirements provide no security to potential creditors.¹⁹

A better way to make markets more efficient and protect creditors would be to enforce mandatory disclosure of information, such as mandatory filing of annual financial accounts in company registries and enhancing the supervisory role of company registries. Other forms of creditor protection already exist in many economies, including corporate governance monitoring, setting of interest rates and contractual provisions such as bond indentures and loan agreements.²⁰ The United States, for instance, once imposed significant requirements on how much capital had to be contributed and maintained in a corporation. But those

rules have lost virtually all of their value for stockholders and creditors because better approaches have been developed. Today creditors must rely primarily on negotiated contractual protections, as stipulated in statutory and incorporation agreements.²¹

A study of 5 EU economies shows that eliminating minimum capital requirements makes it easier to start small and medium-size enterprises. The number of registered businesses has increased in 4 of the economies studied that have lowered or abolished minimum capital requirements (France, Germany, Hungary and Poland). Research also shows that, in addition to significantly increasing the total number of limited liability companies, such legal reforms have raised the number of new firms created.²²

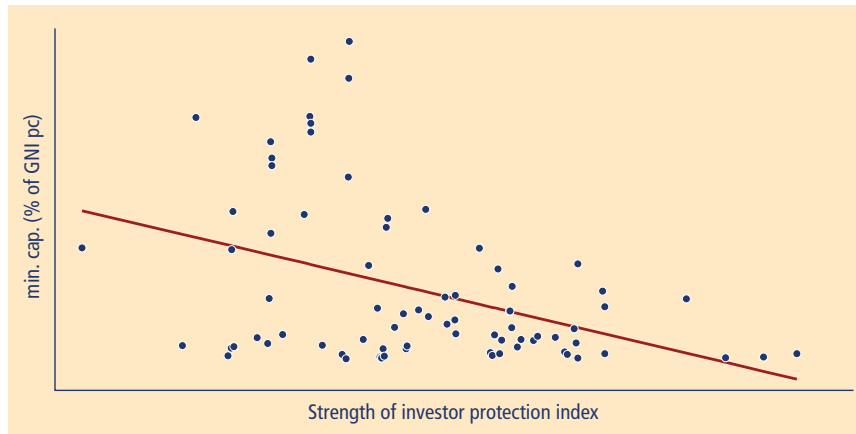
Another study on the effects of deregulation of corporate laws on company incorporation shows that entrepreneurs have taken advantage of recent rulings by the European Court of Justice allowing them to select the economy where they incorporate regardless of their initial location. For instance, cross-country incorporation from businesses in other EU economies increased significantly in the United Kingdom, driven by low capital requirements and start-up costs.²³

WHAT IS THE ECONOMIC RELEVANCE OF MINIMUM CAPITAL REQUIREMENTS?

Through the analysis of minimum capital requirements it is possible to identify 2 main types of correlations: one relating minimum capital requirements to other types of regulations and another relating minimum capital requirements with economic outcomes, such as the size of the informal economy. All the results presented here are based on correlations and cannot be interpreted as causal.

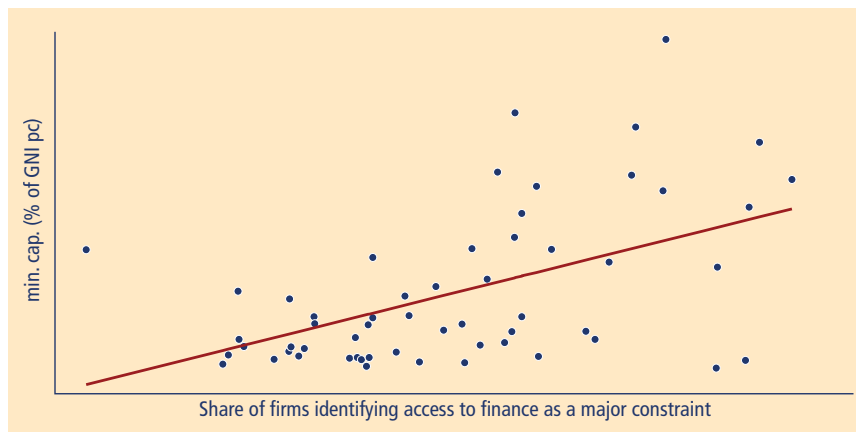
The analysis shows that minimum capital requirements are related to 2 types of regulations: insolvency laws and its implementation and minority shareholder protection. The efficiency of insolvency laws is measured by the *Doing Business* recovery rate indicator. The regression analysis suggests that minimum capital

FIGURE 4.3 Higher minimum capital requirements are associated with weaker investor protection



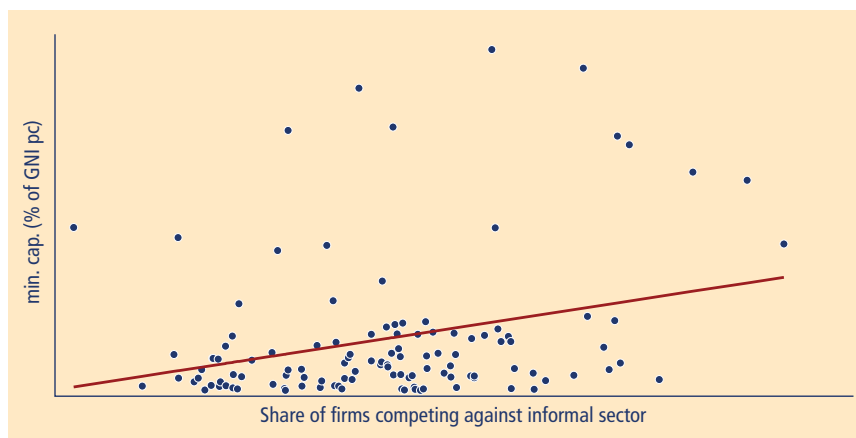
Source: Doing Business database.

FIGURE 4.4 Higher minimum capital requirements are associated with less access to finance for small and medium-size enterprises



Source: World Bank Enterprise Surveys, 2012.

FIGURE 4.5 Higher minimum capital requirements are associated with more informality



Source: World Bank Enterprise Surveys, 2012.

requirements might not help creditors recover their investments. There is a strong negative association between such requirements as measured as a percentage of an economy's income per capita and the recovery rate of creditors. The recovery rate for investors tends to be higher in economies that do not have minimum capital requirements.²⁴ So, indeed, such requirements do not play a crucial role in safeguarding creditors against company bankruptcies.

The negative correlation between minimum capital requirements and the strength of investor protection index (which measures legally required minority shareholder protections provided by law) is also significant (figure 4.3).^{25,26} Economies that do not have minimum capital requirements or set them very low tend to better protect investors by being more likely to promote transparency in corporate transactions, provide easy access to corporate information and have stricter director liability standards.

With regards to economic outcomes, the analysis shows that in economies with high minimum capital requirements, small and medium-size firms have less access to bank financing.²⁷ The analysis also reveals a strong correlation between the amount of minimum capital required and the percentage of small and medium-size enterprises that cite access to finance as a major constraint to their business operations (figure 4.4).

Furthermore, there is a strong positive association between minimum capital requirements and the percentage of firms in economies who say that the informal economy severely constrains their growth (figure 4.5). If entry costs are prohibitively high, entrepreneurs might be disinclined to formalize their businesses. There is also a strong negative relationship between the number of years that firms operate without formal registration and the burden of minimum capital requirements.²⁸ Based on this relationship, higher minimum capital requirements are associated with longer periods when firms operate without formal licenses. The less money that firms have to spend on minimum capital requirements, the less likely they are to compete against informal businesses as

those firms have a greater incentive to become formally registered.

There is also a strong negative association between minimum capital requirements and the number of new formal businesses.²⁹ This result supports the argument that minimum capital requirements deter entrepreneurial activity, creating obstacles for business development.

CONCLUSION

Despite its shortcomings, minimum capital requirements remain a reality for many economies, especially in the Middle East and North Africa and Sub-Saharan Africa. But every year more economies slash or eliminate how much money entrepreneurs must deposit to start businesses. Governments can take various other steps to protect investors and creditors, minimize risks of bankruptcy and safeguard consumers from potentially hazardous products.

NOTES

This case study was written by Valentina Saltane and Paula Garcia Serna.

1. vanStel, Storey and Thurik (2007); Blanchflower, Oswald and Stutzer (2001); Klapper and Love (2011); Dreher and Gassebner (2011).
2. The paid-in minimum capital measured by the starting a business indicator represents the amount an entrepreneur needs to deposit within 3 months of business incorporation. In the following sections it is referred to as minimum capital.
3. For instance, in Belgium the required minimum capital is defined in the Company Code, in Ecuador in the Companies Act and in Togo in the Organisation pour l'Harmonisation en Afrique du Droit des Affaires (OHADA) Uniform Act on the General Commercial Law.
4. vanStel, Storey and Thurik (2007); Blanchflower, Oswald and Stutzer (2001).
5. Belarus, Bulgaria, Kazakhstan, Kosovo, Lithuania, FYR Macedonia, Romania, Serbia, Ukraine and Uzbekistan.
6. OHADA members are Benin, Burkina Faso, Cameroon, the Central African Republic, Chad, the Comoros, the Republic of Congo, Côte d'Ivoire, the Democratic Republic of Congo, Gabon, Guinea, Guinea-Bissau, Mali, Niger, Senegal and Togo.
7. The German AktG of 1937 and the Italian Civil Code of 1942.
8. Chan 2009.
9. Miola 2005.
10. Djankov 2009; Ewang 2007; Alonso Ledesma 2007.
11. Mülbart 2006.
12. Hornuf and others 2011.
13. World Development Indicators 2012 and *Doing Business* database.
14. Chan 2009.
15. Chan 2009.
16. Miola 2005.
17. Ewang 2007.
18. Alonso Ledesma 2007.
19. Miola 2005.
20. Miola 2005.
21. Booth 2005.
22. Hornuf and others 2011.
23. Becht, Mayer and Wagner 2008.
24. The results are significant at the 5% level after controlling for income per capita.
25. The strength of the investor protection index is the average of the extent of the disclosure index, the extent of the director liability index and the ease of the shareholder suits index. The index ranges from 0 to 10, with higher values indicating more investor protection.
26. The results are significant at the 5% level after controlling for income per capita.
27. The results are significant at the 5% level after controlling for income per capita.
28. The results are significant at the 5% level after controlling for income per capita.
29. The results are significant at the 5% level after controlling for income per capita.

What role should risk-based inspections play in construction?



- Inspections during the construction of buildings are crucial, but assessing the potential risks of a building—such as its environmental impact—is even more important.
- Risk-based inspections, which focus on what to inspect and when, have become more popular in the past decade. They are conducted to ensure a building's structural safety, fire safety, worker safety and public safety.
- In Australia risk management for construction emerged in 1999 but not all aspects of the system were incorporated immediately. The 2005 Building Professionals Act introduced the accreditation and regulation of private inspectors, creating competition between the public and private sectors.
- France strengthened its liability regimes and introduced a risk-based inspections system based on building classifications that already existed in the law but were never implemented.
- Economies seeking to adopt risk-based inspections should consider that successful implementation requires strong legislation for construction, strong enforcement institutions, conflict resolution mechanisms, adequate resources and a liability and insurance regime.

Construction accounts for a large share of GDP in most economies. In 2005, during a period of high growth, it was the source of at least 7% of GDP in Bangladesh, India and the United Arab Emirates. Governments often use construction to stimulate economic activity because of its benefits for people across socioeconomic strata.¹ From New York to Shanghai, economies are competing to build the tallest, biggest, most beautiful buildings.

Ensuring safety in construction is not easy. A single structural failure can cause an entire building to collapse, often leading to injuries and deaths. The collapse of the Kihonge high-rise in Kenya in 2006, a multistory Melcom department store in Ghana in 2012 and the Rana Plaza Building—a multiuse building including a garment factory—in Bangladesh in 2013 show that strong regulation for building construction and equally strong enforcement of the law are essential for worker and public safety. Furthermore, the monetary costs incurred by governments or private sector to replace the buildings or fix the damages can be substantial.

These incidents do not imply that these countries do not officially require inspections. Ghana's Building Inspectorate is legally required to inspect buildings at 4 stages before the official final inspection. Similarly, Bangladesh's City Development Authority is supposed to conduct excavation and foundation inspections before conducting a final inspection. But such inspection requirements do not do enough to guarantee worker and public safety.

Inspections during the construction of buildings are crucial—but assessing potential risks might be even more important. For example, several factors must be taken into account when building a power

plant, such as the pollution it is expected to emit, which will affect how thoroughly it needs to be inspected. Accordingly, there has been growing consensus in the construction industry on the need for supervisory bodies to consider the potential risks imposed by a building, rather than applying the same inspections standards to all buildings. Many economies are adopting innovative approaches to construction controls, with the focus shifting from random, systematic and untargeted inspections to more targeted, selective and risk-based inspections.

Both developed and developing economies have implemented risk-based inspections, which take into account the varying risks for different types of buildings. Since 2005, 18 economies have incorporated elements of risk-based inspection systems.² For example, Germany adopted a system similar to Australia's that makes private inspectors responsible for ensuring buildings' safety and thus responsible for conducting the required inspections based on the type of building.

Over the past three decades other governments have also worked with the private sector to develop risk-based inspections, resulting in new laws and regulations that make safety a central focus of the construction industry while maintaining efficiency. Risk-based inspections, as opposed to random, untargeted inspections, allow governments to allocate resources where they are most needed without compromising worker and public safety. But their effectiveness depends on several factors, including strong oversight, proper enforcement of legislation, sufficient resources and technical expertise.

Economies require inspectors to inspect buildings to ensure that builders comply

with legal requirements for worker safety (construction inspections), structural integrity (building inspections) and fire safety. There can be too few inspections or too many; neither approach benefits the construction industry or the public interest.

In some economies obtaining a construction permit requires dozens of procedures. It can take more than a year to comply with these, and they can cost several times annual income per capita. Moreover, the process is often little more than a way to extract rents and so is associated with corruption. In contrast, countries such as France, New Zealand and the United Kingdom have created permit procedures that strike a much better balance, ensuring high levels of public safety while not burdening the private sector with excessive red tape. Builders in such economies are creating simpler structures that are generally subject to less requirements and inspections due to their lower risks.

WHAT TYPES OF INSPECTIONS ARE THERE?

Unannounced or unscheduled inspections are known as random inspections. They can occur at any time and any stage of a construction project. There can be as many inspections as the building inspector deems necessary. For a 30-week construction project—the model measured by *Doing Business*—several economies have 1 random inspection, while the Lao People’s Democratic Republic and Liberia have 12 and Guinea has 15.³

Though random inspections can reveal more instances of noncompliance with building regulations than do phased inspections, they also create more opportunities for graft. And requiring a lot of inspections might not be necessary for smaller buildings that do not pose serious environmental or hazardous risks. Still, having no inspections is a safety risk.

Phased inspections occur during specific phases of construction. They occur regardless of a building’s size, location or use. Economies such as Canada and the United Kingdom recommend conducting such inspections in 9 phases, but this number might differ for other economies

TABLE 5.1 The United Kingdom requires a range of building inspections

Phased inspections required for all buildings	Inspections based on risk assessment
<ul style="list-style-type: none"> • Commencement of works • Excavation of foundation • Superstructure, structural frame or components • First fix (pre-plaster) • In-situ testing, such as for drains, sound, air pressure, electrical and fire alarms • Intermediate inspections when required • Pre-occupation issue of a completion certificate 	<p>In addition to key stage inspections, high-risk sites must undergo extra inspections. The assessment is adjusted accordingly during construction.</p>

Source: <http://www.teignbridge.gov.uk>.

based on factors such as geographical location.⁴ Thus both countries have implemented hybrid systems that include both phased and risk-based inspections. On the other hand, Bhutan inspects all buildings at 7 phases of construction, without additional risk-based inspections. A phased inspection strategy demands that authorities have enough resources to inspect every building at each required phase. An insufficient number of inspectors can lead to missed, hurried or incomplete inspections.

Risk-based inspections have become more popular in the past decade, resolving some of the issues from random and phased inspections. Though many risk-based inspection systems include a minimum number of phased inspections for all buildings, they typically give priority to buildings with high risks—such as environmental ones—and optimize the process. For example, the United Kingdom has defined key stages of inspections for all buildings, plus additional inspections based on the building’s risk level (table 5.1). Hence risk-based inspections focus on what to inspect and when. Risk-based inspections are conducted to ensure a building’s structural safety, fire safety, worker safety and public safety but in a more efficient manner. Riskier buildings face more inspections. Having fewer inspections for less risky buildings lowers costs without compromising safety, increasing flexibility and enabling inspectors to move away from random and phased inspections.

In addition to defining the inspections that must take place for different types of buildings, risk-based inspections systems have involved a growing shift in risk, responsibility and liability from public

bodies to private engineers and inspectors. Private practitioners tend to have the skills, expertise and experience to function without controls or with limited controls.⁵ They are also held liable for the safety of buildings and subject to independent oversight.

HOW ARE RISK-BASED INSPECTIONS IMPLEMENTED?

Efforts to develop risk-based inspections must consider several elements, including:

- *Classifying and assessing buildings.* Building classifications and assessments are important for determining the frequency and scope of inspections. Not all buildings face the same risks. Thus risk evaluation requires a holistic approach, and understanding the risks associated with different types of buildings is essential for successful risk-based inspections. Building classification is just as important when determining the necessary levels of review for the building plans prior to construction, for construction of the building itself and for assessment of the building after construction to ensure its compliance with safety standards.
- *Identifying who will conduct inspections.* Risk-based inspections rely on professional inspectors who are responsible for ensuring that buildings are constructed according to safety standards. If violations occur, inspectors must hold insurance to cover the loss of any structural damages. Accordingly, only experts certified by the state or a legal body should perform inspections.
- *Identifying the responsibilities of those authorities.* Inspectors’ mandates must

be clearly defined. In addition, a formal enforcement mechanism must be in place to ensure compliance with regulations and administer penalties for violations, as well as a conflict resolution mechanism in cases of disagreement between inspectors and developers.

Different economies have taken different approaches to risk-based inspections. In the 1990s Austria introduced three classes of construction so not every building requires a building permit, as had been the case:

- *First class.* For small expansions or other small construction works exempt from building permits and planning and zoning reviews.
- *Second class.* For construction works up to 20 square meters that do not require building permits and technical reviews. But these projects are subject to planning reviews, and signatures must be obtained from neighbors to ensure they have no objections to the project.
- *Third class.* These projects require building permits with third-party review of all crucial elements. A subcategory in the third class known as the “light procedure” requires little or no independent review of building design and construction. In Vienna a structural review is the only requirement for this subcategory. Though notifications to the relevant agency are required once certain stages of construction are completed, inspections are the exception rather than the rule under the light procedure.⁶

Economies that have been using risk-based inspections the longest, such as Australia and France, have comprehensive classifications of building categories and risks based on size and use. Their systems have proved quite successful over the years. Thus the case study has focused on the experiences of these two countries.

AUSTRALIA AND FRANCE: TWO EXAMPLES OF GOOD PRACTICE

Australia: privatizing inspections

In Australia risk management for construction emerged in 1999 based on

techniques developed by Standards Australia, an independent nonprofit considered the country's leading nongovernmental standard-setting body.⁷ Buildings began being inspected by local councils, and risk assessments by those councils determined the number of inspections needed, with standards varying by council. But the 2005 Building Professionals Act allowed for accreditation and regulation of private inspectors.⁸ By opening to the private sector, Australia introduced competition to a system that had primarily been the responsibility of local councils. Furthermore, in 2005 Australia amended its Building Code to introduce a risk-based categorization system for buildings that inspectors had to follow (see next section for more details on the categorization).

In addition, in 2010 changes were made to the Building Professionals Board, which had been the sole body authorized to accredit private inspectors, regulate the profession and enforce disciplinary and legal actions against private inspectors. Now principal certifying authorities can accredit professionals from various backgrounds—including engineers, planners and building and land surveyors—to serve as inspectors. In addition, the board became responsible for accrediting, regulating and enforcing actions against certified inspectors.⁹

As a result principal certifying authorities can retain both private and council inspectors, who report back during and after construction. By law, principal certifying authorities must be designated to conduct the mandatory inspections at the critical stages (stipulated in the Environmental Planning and Assessment Act), manage inspections and decide if additional inspections are needed based on a building's risk level. The principal certifying authority must also issue the certificate of construction (a mandatory certificate that must be obtained prior to the commencement of construction works) and certify the safety of the building upon completion of construction. The principal certifying authority is held liable if any issues arise related to the building construction.¹⁰ However, inspectors must obtain an annual professional insurance up to a minimum of AUD 1,000,000 in order to be retained in their position.

France: establishing insurance-driven building control and mandating risk-based inspections

France's 1978 Spinetta Law provided a legal framework for creating technical control agencies and dramatically modifying liabilities in construction works.¹¹ Until then it was unclear who was responsible for inspecting buildings during construction. The government had limited involvement in the construction industry. Builders and architects were simply required to have 10-year warranty insurance for damages caused by a building collapse. Furthermore, while previous legislation had stipulated various categorizations of buildings, it had never stipulated what types of inspections should be conducted for each category.

Under the Spinetta Law only private, state-licensed technical control agencies can inspect construction sites.¹² Technical controllers cannot be directly involved in construction-related activities. They must be accredited for 5-year terms based on requirements defined by a state decree, including for technical competence and professional conduct.¹³ Technical control agencies must verify buildings' strength, safety and compliance with building regulations, including standards for seismic construction and accessibility for the disabled. In addition, all parties involved in construction—such as contractors, builders, and technical control agencies—must obtain insurance covering defects in construction. Compliance with regulations has improved dramatically since the Spinetta Law was implemented.¹⁴

Building classifications in Australia and France

A building's risk level is based on its classification, use and height. Volume 1 of the 2005 Building Code of Australia considers all buildings low risk regardless of their class if they are less than 4 stories except class 9 (table 5.2).¹⁵ Class 9 buildings are considered high risk due to their uses and regardless of their height. Moreover, some buildings are considered high risk because of their importance as class 3 or 4 buildings. Class 3 buildings house more than 250 guests, motels or guest

TABLE 5.2 What building classifications does Australia use?

Building class	Use	Risk level
1	Standalone residence	n.a.
2, 3, 4	Residential	Low for up to three stories Medium for more than three stories but less than 25 meters High for more than 25 meters
5, 6, 7	Office building for commercial purposes	Low for up to three stories Medium for more than three stories but less than 25 meters High for more than 25 meters
8	Laboratory	Low for up to three stories Medium for more than three stories but less than 25 meters High for more than 25 meters
9	Building of a public nature	High
10	Other domestic utilities	n.a.

Note: Buildings in any class with a risk level of 3 or 4 are considered high-risk buildings. n.a. = not applicable.
Source: 2005 Building Code of Australia.

houses. Class 4 is the residential part of buildings classified under classes 5, 6, 7, 8 or 9. For example, if an office building has one floor with residential apartments, that floor is classified as class 4.

Risk levels and building classes enable principal certifying authorities to develop inspections that protect public safety. For example, 2 buildings might be considered low risk because of their height. But depending on their uses, 1 might require more inspections because of the complexity of its construction. In addition to the risk-based inspections that principal certifying authorities deem necessary, several critical inspections are set by law for each building class, including standalone residences (class 1) and garages and parking lots (class 10). For classes 1 and 10, 7 inspections are required, compared with just 3 for class 7 warehouses.¹⁶

In France building classifications are mainly based on occupancy and use, though height also plays a role. Only nonresidential buildings that receive visitors—such as malls, office buildings or movie theaters (*établissement recevant du public*, or ERP) and residential buildings up to 50 meters tall are categorized. The 5 categories for these buildings are based on the number of people they can house

TABLE 5.3 What building classifications does France use for ERP?

Classification	Number of people the building houses	Mandatory inspection required?
Category 1	More than 1,500	YES
Category 2	701–1,500	YES
Category 3	301–700	YES
Category 4	300	YES
Category 5 ^a	300 or fewer ^b	NO

Note: In addition to ERP, residential buildings up to 50 meters high are also classified according to the 5 categories above.

a. Includes only visitors.

b. Refers to small construction works with or without sleeping quarters.

Source: 2009 Building and Housing Code of France.

(table 5.3). For categories 1 to 4 the threshold includes both employees and visitors, while only visitors are considered for category 5 (which has more lenient safety regulations).

Mandatory inspections are required for categories 1 to 4 and are classified into 2 main categories: L and S. Each category has sub-categories that relate to a specific part of the building such as framing, roofing or thermal performance.

- Category L (Legal aspects—excluding seismic risk level): This type of control focuses on the structural strength, the foundation, the framing, the roofing and the mandatory equipment to be used for each step.
- Category S (Safety): This category concerns the safety of the workers on the construction site.

Depending on a building's class and type, the safety control agency conducts either category L or S inspections. High-risk buildings have both types of inspections. A special category, category PS (Paraseismic), is applied to zones prone to seismic activity. In this case, all three categories of inspections are mandatory.

WHAT CHALLENGES HAVE BEEN FACED?

Economies seeking to adopt risk-based inspections can face several challenges. First, economies with weak legal institutions will find it nearly impossible to implement such a complex system. It requires passing legislation that, among other things, clearly stipulates categorization of buildings, identifies qualification and licensing requirements for private practitioners, calls for strong oversight mechanisms and calls for the establishment of agencies that are well-equipped and trained to ensure the safety standards of buildings. Having clear zoning and land regulations is also key. In some economies implementing risk-based inspections has been a challenge because authorities do not know if the building that will be constructed is in a high-risk zone (such as a zone prone to flooding or seismic activity, has natural reserves, is a historical heritage site, or the like).

Second, enforcement of the legal framework is essential to ensuring its successful implementation. The relevant agencies must be independent enough to enforce the law and exercise their right to conduct any needed oversight. For example, they must establish mechanisms whereby clients can submit complaints about their dissatisfaction with an inspector, then investigate the case and take disciplinary actions against the inspector if the case is confirmed.

Corruption can be reduced as well in these cases; without the proper enforcement mechanisms, it becomes easier to engage in paying bribes to the inspectors. Economies with successful risk-based inspections have strong legal institutions and solid enforcement mechanisms.

Consider Brazil, where the construction industry has expressed strong and growing demand for risk-based inspections. But because of a weak legal framework and poor dissemination of a risk assessment methodology, only São Paulo was able to implement risk-based inspections—and the system remains limited. Many practitioners lacked sufficient knowledge and were not well-trained to properly identify the various types of risk involved in the different types of buildings.¹⁷

Establishing a conflict resolution mechanism can also be challenging. It entails establishing a system where entities adversely affected by permitting authorities' decisions can appeal them. Like the enforcement mechanisms, conflict resolution mechanisms can only be successful if there is technical competence, procedural safeguards and transparent processes. For example, Canada's Building Code Commission members have the appropriate technical expertise and are appointed from both the regulatory and industry sectors. The commission's decisions are binding and hearings on technical issues almost never exceed 6 to 8 weeks.¹⁸

Another main challenge is securing adequate resources. Developing a sound risk management system to implement risk-based inspections requires investing time and money. Risk-based inspections involve identifying and assessing the risks of every building. Such efforts are time-consuming and require staff with technical expertise. Thus sufficient financial resources have to be allocated to training. And to allocate these resources wisely, agencies must be run by individuals who are technically competent and can act independently.

Still, economies can start with smaller steps that do not require extensive resources. In 2012 the municipality of

Ciudad de Guatemala issued a new technical manual on construction permits that introduced a risk-based approach to inspections conducted during construction. Low-risk projects—buildings smaller than 3,000 square meters with 3 floors or fewer—were exempted from inspections during construction but remain subject to a final inspection. Before, random inspections for low-risk projects occurred about once a month.

Finally, economies implementing risk-based inspections must develop liability and insurance systems. Doing so helps hold building inspectors and enforcement agencies accountable and deters them from delaying the issuance of permits. Building inspectors in those economies, such as Australia, France and the United Kingdom, hold insurance regimes that guarantee compensation in case of defects. But in most developing economies implementing such a regime can be a challenge since insurance systems are not readily available.¹⁹

WHAT BENEFITS HAVE BEEN REALIZED?

Implementing risk-based inspections can present enormous challenges, but the benefits are greater. After France implemented its Spinetta Law, construction-related conflicts and litigation fell, protection improved for owners and contracting authorities, and building safety, quality and compliance with building standards increased. The reforms also lowered repair costs.²⁰

Indicators of construction quality—as measured by the percentage of buildings for which insurance claims are filed and related repair costs relative to the cost of the building—have also improved. For instance, repair costs as a percentage of construction costs fell from more than 4% in the 1990s to 3.6% for buildings completed after 2001. That these figures are both low and declining reflects the system's effectiveness.²¹

In 1984 the United Kingdom began modernizing its building regulation. As in Australia, builders can now choose whether to have inspections conducted by licensed private inspectors or local

public authorities. This has greatly benefited clients because if they choose a private inspector, they can involve the inspectors at an earlier stage of the process (meaning, before construction even begins). A public inspector is only involved during construction. In 2012, 60 or so private inspectors—including several large corporate inspection firms—handled 30% of building control work. Introducing a private alternative to public building control has made the process more efficient and expedited services.²² Inspections in the United Kingdom are not free of charge, so by having clients choose private inspectors, local public authorities are losing revenue and thus have an incentive to compete with the private sector.

But much of the success of these economies has also been a result of strong implementation and oversight of the privatized systems. First, a robust system of qualification and licensing requirements exists for private inspectors. Inspectors in these economies have extensive technical expertise, which results in higher compliance with building codes.²³ And enforcement agencies operate with considerable independence and can hold private practitioners accountable for wrongdoing. Without these necessary safeguards, the effectiveness of a privatized system can remain limited.

For example, the former Yugoslav Republic of Macedonia privatized its design and construction reviews process. Many requirements and documentation were streamlined or eliminated. In just one year the time needed to obtain a construction permit was cut by 22 days and the number of procedures required by 10 as measured by *Doing Business*. For inspections, FYR Macedonia introduced two categories of buildings: those of national importance and those of local importance, such as commercial warehouses. The 5 phased inspections previously required by the State Inspectorate for Construction and Urban Planning for buildings of local importance were eliminated, and construction oversight can now be performed by independent professionals hired by investors. But licensing requirements for engineers are not yet robust and oversight of their work remains weak.

CONCLUSION

Introducing risk-based inspections is challenging. Among the many prerequisites are sound legislation, accurate categorization of buildings and effective agencies with sufficient resources, well-trained workers and legal mandates to conduct inspections. Economies that have successfully implemented such systems have seen more efficient inspections of their construction industries without compromising the safety of workers, the public or buildings.


Australia privatized its inspection system, while France strengthened and clarified its liability regime. Technical controllers must be licensed, and technical control agencies are held accountable for building safety. And while Australia categorizes buildings based on their uses, France categorizes its buildings based on their occupancy. Though the two countries took different approaches, both emerged with far more efficient construction inspection systems.

NOTES

This case study was written by Marie Lily Delion and Joyce Ibrahim.

1. World Bank, <https://openknowledge.worldbank.org/bitstream/handle/10986/7671/416300PK.txt?sequence=2>; <http://siteresources.worldbank.org/SOUTHASIAEXT/Resources/Publications/448813-1202436185914/ch4PIIC.pdf>.
2. World Bank Group 2013b. The economies are Australia, Austria, Republic of Congo, Czech Republic, Denmark, Finland, Germany, Iceland, Ireland, Kenya, Mali, Mauritius, the Netherlands, New Zealand, Portugal, Slovak Republic, Spain and the United Kingdom.
3. *Doing Business* database.
4. http://www.rbwm.gov.uk/web/bc_nine_stages_of_work.htm.; <http://ottawa.ca/en/residents/laws-licenses-and-permits/building-and-renovating/building-inspections>
5. World Bank Group 2013b.
6. World Bank Group 2013b.
7. Baccarini 2000.
8. Independent Commission Against Corruption Act, Section 3, 1988.
9. Building Professionals Board, <http://www.bpb.nsw.gov.au>.
10. Environmental Planning and Assessment Act (EPAA) 1979. These classes are 1 (standalone houses) and 10 (other domestic utilities such as garages).
11. While technical control agencies are primarily responsible for the inspection of buildings, they also play a role at the outset with the design and plans of the building.
12. Building and Housing Code of France (Code de la construction et de l'habitation), Articles L111-23 to L111-26, 2009.
13. Law on Liability and Insurance System (Loi sur l'assurance-construction), Article 10, 1978.
14. World Bank Group 2013b.
15. Building Code of Australia, Volume 1, 2005.
16. Clause 162A of the Environmental Planning and Assessment Act 1979 addresses the critical inspections required for each category.
17. Martins and others 2011.
18. World Bank Group 2013b.
19. World Bank Group 2013b.
20. World Bank Group 2013b.
21. World Bank Group 2013b.
22. World Bank Group 2013b.
23. World Bank Group 2013b.

Tackling high electricity connection costs: Trinidad and Tobago's new approach



- Around the world, high connection costs are a barrier to getting electricity. The getting electricity indicator shows that connection costs for entrepreneurs are highest in Sub-Saharan Africa.
- The most effective regulatory systems govern connection costs in a way that is cost effective for utilities and fair for customers.
- Studies often focused on the balance between connection costs and consumption tariffs. But when analyzing connection costs, few studies assessed cost allocation between new customers requesting connections and future customers who might benefit from them, which is the focus of this case study.
- Trinidad and Tobago lowered connection costs by introducing a capital contribution scheme to resolve the “free rider” issue (which occurs when first customers fund the entire construction works, to the benefit of future customers).
- The new scheme was implemented through extensive collaboration among multiple stakeholders, including the regulator, electricity utility and entrepreneurs.

Access to electricity is essential for firms. Yet many entrepreneurs around the world struggle with high costs to connect to electricity grids. In 2013 the cost to connect a single warehouse to a power supply ranged from an average of \$19,112 in South Asia to \$38,500 in Sub-Saharan Africa. Globally the average was \$29,134 (figure 6.1). Self-supply is much more costly—often prohibitively so.¹ Moreover, high electricity connection costs often go hand in hand with high transmission and distribution losses.²

Experts contacted by *Doing Business* identified high connection costs as the main barrier to accessing electricity in their countries (figure 6.2). That was the case for all income groups except low-income economies, for whom a lack of generation capacity is the main barrier.

UTILITIES SPREAD NEW CONNECTION COSTS BETWEEN TARIFFS AND CONNECTION FEES

Every electricity utility has to recoup the costs of a generation plant, transmission and distribution networks and to foster income for future expansion. One way of doing so is by levying network costs to new customers, in the form of an advance lump sum payment to facilitate infrastructure works for an electricity supply. This lump sum is called customer's capital contribution.

If a customer is not near the existing network or the network is already fully used and new capacity is required, the cost of extending the network might be high. In such cases customers have to pay all or part of the capital cost—which might be a significant barrier to obtaining a new connection, especially in low-income

areas. Alternatively, if a large share of the costs is recovered through tariffs rather than through advance lump sum payments, new customers enjoy a significant benefit at the expense of other customers.

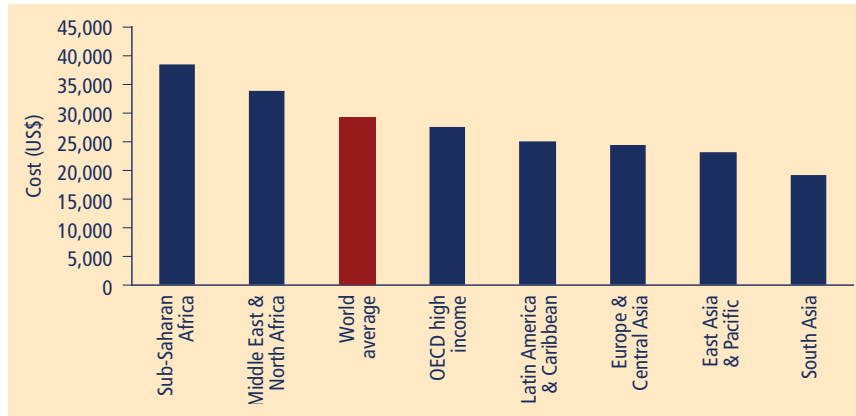
UTILITIES HAVE TO BALANCE NEW CONNECTION COSTS BETWEEN PRESENT AND FUTURE REQUESTS

Many studies have focused on the balance between connection costs and tariffs. This case study highlights one way of striking the right balance between costs for new and future connection requests.

Costs for electricity connections are usually set by distribution companies and often reviewed by regulators when such agencies exist. Because utilities allocate costs for new connections between existing and prospective customers, they also have to balance economic efficiency and fairness. But it is often difficult to distinguish between capital works for specific customers and those needed for projected growth or safety and reliability. That leaves room for new customers to pay for investments in the network that will benefit other customers as well.

Consider a customer who wants to connect a warehouse to electricity. The customer's premises could get connected to an existing transformer with sufficient spare capacity, or the utility could install a new transformer. This latter case could happen because a transformer is required for the customer but it could also be that the utility has development plans and wants to connect future customers to this transformer. Transformers are expensive. Customers can end up paying for more

FIGURE 6.1 The average cost to connect to electricity varies by region



Source: Doing Business database.

than is needed for connection requests, subsidizing future customers. Explicit rules on the allocation of costs are essential for fairness to customers.

In addition, connection costs are not fully transparent in many economies. Utilities often present customers with individual budgets instead of regulated capital contribution policies aimed at spreading the fixed costs of expanding networks. It makes it even more difficult for customers to assess how connection costs are spread among their requests and possibly reinforce the electricity network.

WHAT HAS THE GETTING ELECTRICITY DATA SHOWN?

While there are many datasets on energy demand and supply quality, previously no global dataset existed on benchmarking connection costs across economies. The getting electricity indicator offers an annual comparison of the procedures, time and cost of obtaining an electricity connection in 189 economies, with data going back to 2009. Of the 3 indicators, costs vary most. This study aims to identify bottlenecks and good practices about calculating costs for new customers. Economies have tackled high connection costs in different ways. In Japan, it costs nothing for an entrepreneur to connect a warehouse to electricity—the costs of expanding the distribution network are covered by electricity tariffs. Papua New Guinea's

utility has a payment scheme that allows customers to pay capital contributions in monthly electricity bills.

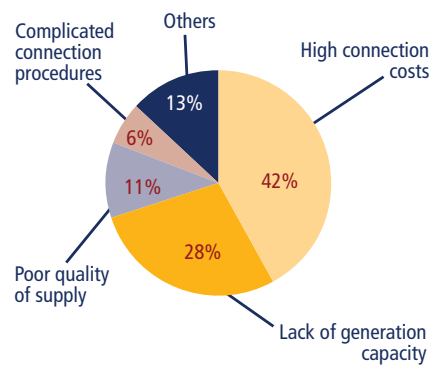
The indicator shows that costs can usually be divided into 2 categories: a clearly regulated connection fee based on a formula or set as a fixed price, and variable costs for the connection that take into account the labor and material required. Where a new connection can be made directly to the low-voltage network, regulated and fixed fees represent a larger share of the connection cost in high-income economies. In general, the higher the income per capita is in an economy, the higher is the share of regulated fees in the total cost.

Sweden is among those that provide clear regulation of fees. For the 140-kilovoltampere (kVA) connection assumed in the getting electricity case study, costs are fixed and based on an average for similar projects in the area. Information on fees also tends to be more easily accessible in higher-income economies—in a regulation, on a website or through a brochure or board at a customer service office.

TRINIDAD AND TOBAGO'S EFFORTS TO MAKE ACCESSING ELECTRICITY FAIRER

Trinidad and Tobago's strategy for lowering electricity connection costs focused on finding a fair scheme to allocate costs between new and future customers. In

FIGURE 6.2 High connection costs are the main barrier to accessing electricity



Source: Doing Business database.

2006 T&TEC—Trinidad and Tobago's public, regulated electricity utility—got complaints about the costs of connecting to electricity. The most controversial issue was the capital contribution. Where the distance of the customer was far from the network or the network was fully used and new capacity was required, extending the network would increase the overall cost.

Customers paid for extensions (less the offset of revenues from the connection in the third year) required to connect to the system. If another customer sought a connection the new customer would be able to use the assets funded by the first customer. So a free-rider problem arose. There was no mechanism to reimburse customers that had funded connection assets shared by others whose emergence was not anticipated at the time of original application.

The legal basis for the capital contribution imposed by T&TEC arose from the T&TEC Act, Chapter 54:70 which states that clients had to pay for new electricity connections if they were more than 60 feet away from the existing grid. T&TEC presented individual quotes to customers who had no basis to contest them should they want to. A customer requesting a new connection of 140 kVA for a warehouse located 150 meters away from the existing network had to pay more than \$8,000 in Port of Spain in 2009.

ESTABLISHING A CAPITAL CONTRIBUTION WORKING GROUP HELPED

Trinidad and Tobago's regulator, the Regulated Industries Commission (RIC), recognized that the capital contribution was contentious because the calculation of connection costs was complex and somewhat subjective. In 2006 the RIC established a working group to review capital contributions. The group was comprised of representatives from non-governmental organizations, the Chamber of Industry and Commerce, Bureau of Standards, Ministry of Legal Affairs, Electricity Commission and the RIC. The chair of the group was a representative from the Network of NGOs of Trinidad and Tobago for the Advancement of Women.

The group adopted a comprehensive approach that examined procedures and acts regulating capital contributions and looked into what utilities in other economies were doing. Their research focused on whether there was a clear, formal capital contribution policy, the issues addressed in the policy (such as for exemptions, reimbursement and dispute resolution) and the methods used to determine the capital contribution.

The group found that globally, service providers give users different ways to connect to electricity networks. One involves customers paying the total costs incurred as a result of connecting a new load to the system, including the costs of network reinforcement. Another involves

customers paying only for the assets required to connect to a system, excluding the costs of extending and reinforcing the distribution system. A third option followed by a few service providers, where the costs of assets for a new connection are deemed part of the general system and so are recoverable from all users through tariffs or system charges.

RECOMMENDATIONS FROM THE CAPITAL CONTRIBUTION WORKING GROUP AND FINAL PROPOSAL BY THE REGULATED INDUSTRIES COMMISSION

The Capital Contribution Working Group submitted its report to the Regulated Industries Commission in early 2007, and the report was widely circulated to stakeholders and the public.³ The document was finalized in 2008 and implemented by T&TEC in 2009/10, making connection costs fairer and more transparent. The groups also made 3 main recommendations for Trinidad and Tobago that have been implemented:

- *Introducing a reimbursement scheme.* To ensure that connection costs are more widely spread across different users, assets eventually shared by customers connecting later must be reimbursed to initial customers by T&TEC (figure 6.3).
- *Setting connection costs with revenue from electricity supply.* T&TEC is required to show that a connection is not commercially viable without a capital contribution and that it should be no

more than what it would cost to be commercially viable. This approach allows a balanced allocation of costs because a new connection is also a source of future revenue. But large industrial customers still bear the full capital costs of connecting to the network, and connection costs are small relative to the company's turnover.

- *Involving the private sector.* Customers can use T&TEC employees or contractors for conducting connection works. But T&TEC should prepare a list of prequalified contractors for customers, specify technical criteria and inform customers about the average costs of works in various areas. Many economies have opened their electricity markets to prequalified contractors—offering more options to customers and helping utilities meet the demand for new connections in a timely, cost-effective way.

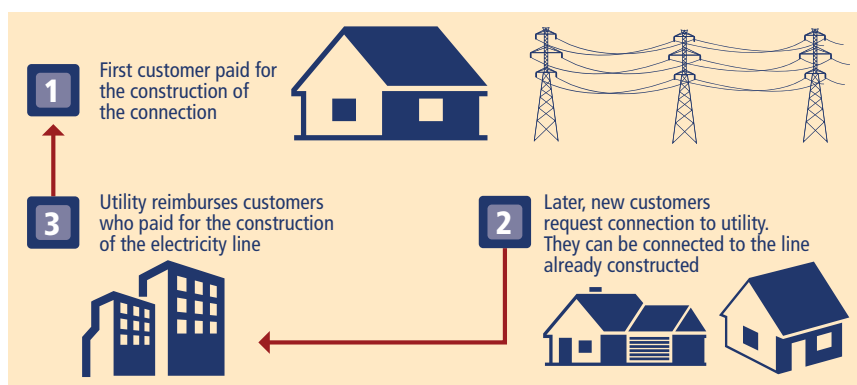
OBSTACLES TO IMPLEMENTING THE NEW POLICY

As with any new policy, there was some resistance from the party administering the changes. T&TEC initially found it difficult to get its staff to support the new policy. Workers considered reimbursement the most burdensome issue because it required keeping records of the first client and subsequent ones, along with the works concluded for each. The task is tedious, as a detailed break-down of the works and associated costs is needed to identify future parts that benefit customers connected later. T&TEC upgraded its system to track new connections with the required details and provided training to implement the policy. The Regulated Industries Commission also extensively publicized the new policy in major newspapers and met repeatedly with T&TEC leadership and distribution staff.

THE SCHEME IS WORKING

By 2013 T&TEC had implemented the regulator's recommendations. When installing new connections, the electricity company's engineers clearly mark the installed equipment and materials and link them with the customer's records in the utility's database. If new customers

FIGURE 6.3 How does the reimbursement of capital contribution work?



request connections, the utility personnel inspect the location and verify if the surrounding network has been marked earlier. Based on this information, T&TEC staff calculates how much should be reimbursed to previous customers.

This reform has allowed for a broader distribution of connection costs in Trinidad and Tobago. It has also lowered the cost for connecting a standardized warehouse as measured by the getting electricity indicator. After the reform the cost of a connection for a small warehouse dropped by more than eight times, to less than \$1,000 in 2013.

WHAT WORKED WELL?


- *Having an active regulator.* A study of regulators in Latin America and the Caribbean found that Trinidad and Tobago's Regulated Industries Commission ranks highest in electricity governance.⁴ The commission's strong push for reform of the capital contribution policy made it work.
- *Involving stakeholders from the start.* Bringing in stakeholders from the beginning and getting the utility on board was a good idea. The utility was part of the working group, and its views were taken into account at all stages. Public consultations were conducted by the Regulated Industries Commission on the Working Group's report and enabled people to contribute to the process.
- *Learning from other utilities.* The Regulated Industries Commission and T&TEC conducted extensive research on reform and learned from global good practices—and so made well-informed recommendations and decisions.
- *Clearly communicating about the reform.* The Regulated Industries Commission conducted a thorough public relations campaign—including television, radio and newspapers—to explain the new policy. People could call in during television and radio programs to ask questions, an approach that was highly appreciated. Most of the questions were about reimbursement and contestability.

NOTES

This case study was written by Maya Choueiri, Caroline Frontigny and Jayashree Srinivasan.

1. Foster and Steinbucks 2009.
2. Geginat, Gonzalez and Saltane 2012.
3. Regulated Industries Commission 2008.
4. World Bank 2009.

Implementing electronic tax filing and payments in Malaysia



- By 2012, 76 of the economies measured by *Doing Business* had implemented electronic tax filing (e-filing) and electronic payment (e-payment) systems.
- In 2004 Malaysia's Inland Revenue Board (IRB) launched e-filing and e-payment for income taxes.
- IRB encountered several implementation challenges, key among them the public's initial reluctance to use the new system. So IRB increased its promotion efforts, upgraded the system and hired staff to show taxpayers how to use it.
- The number of individuals and companies using e-filing jumped from 5% of active taxpayers in 2006 to 37% in 2012.
- The time that businesses need to comply with Malaysia's tax regulations fell from 190 hours in 2004 to 133 in 2012 as measured by *Doing Business*.

Taxation is essential for sustainable economic development, and tax administration is a basic function of a successful state. Taxation also helps make a government accountable to its citizens. When governments spend taxpayers' money, they are more accountable to make budget decisions transparent and accessible.

By 2012, 76 of the economies measured by *Doing Business* had implemented electronic tax filing and payment systems. This case study examines Malaysia's experience with modernizing manual tax filing and payment and moving to a paperless online system. Malaysia shows the opportunities that technology can provide to taxpayers and governments—as well as the challenges that may emerge during the transition.

In 2004 Malaysia's Inland Revenue Board (IRB) spearheaded an initiative to implement a system for filing and paying taxes that would promote electronic, paperless transactions. IRB's goal was to become a global leader in tax administration. It sought to shift from the conventional way of submitting paper forms to earn the public's trust and confidence.

Tax systems in developing economies, like those in more developed ones, face both new challenges and new possibilities as a result of technological change. Malaysia's ongoing reform of its electronic tax filing and payment system shows how and under what conditions technology can benefit both tax authorities and taxpayers.¹

BENEFITS OF ELECTRONIC TAX FILING AND PAYMENT

The goal of any tax authority is to establish a system of tax administration that

allows for the collection of required taxes at minimum cost. A tax authority engages in many activities, such as processing returns and related information from taxpayers, entering tax return data into a database, matching returns against filing requirements, processing tax payments and matching them against assessments, and issuing assessments and refunds. One way to boost a tax authority's efficiency is by expanding its use of information and communication technology. Such technology can facilitate a broad range of services, including registering taxpayers, filing returns, processing payments, issuing assessments and checking against third-party information.

E-filing systems increase the quality and quantity of information available to tax officers, enabling them to complete transactions faster and more accurately. Returns filed electronically have much lower error rates than paper returns and substantially cut the need to impose penalties and other punitive measures to foster compliance. The more efficient handling provided by electronic returns allows tax officers to issue assessments and refunds more quickly, and taxpayers know right away if their returns have been accepted by the tax authorities.² E-filing lowers the cost of handling returns—allowing administrative resources to be reallocated to other tasks such as auditing, customer services and tracking non-compliance.

The benefits of e-filing and e-payment systems extend to other electronic processes in the tax authority. E-filing and e-payment allow for better, safer data storage that can be used to implement a risk management system for auditing and enforcement. Automation helps establish a good system for tracking case files, which is essential for effective auditing

and increases the speed and quality of data provided to auditors.³ In addition, e-filing systems are usually complemented by software that standardizes and facilitates processes for taxpayers, making compliance easier.

Finally, well-designed electronic systems can lower corruption by reducing face-to-face interactions. To ensure that taxes are collected efficiently and reduce opportunities for corruption, a generally accepted principle is that tax authorities should not handle money directly. Ideally, tax officials should have little direct contact with taxpayers and so less discretion in deciding how to treat them.

E-filing is also easy, flexible and convenient for taxpayers. E-filing makes it possible to file returns from a taxpayer's home, library, financial institution, workplace, tax professional's business or even stores and shopping malls. With an integrated e-filing and e-payment system, taxes can be filed and paid online from any place.⁴

GLOBAL EXPERIENCES WITH AND LESSONS FROM ELECTRONIC FILING

Singapore was one of the first economies to adopt electronic systems in its public administration. In 1992 the Inland Revenue Department was replaced by the Inland Revenue Authority of Singapore, which developed an integrated, computerized tax administration system.⁵

The authority's first step was shifting from a hard-copy filing system to paperless imaging. Going electronic made administrative processes more efficient by freeing staff from unproductive paper shuffling, enabling better taxpayer service. The time needed to issue assessments dropped from 12-18 months to 3-5 between 1992 and 2000.⁶ This change allowed staff to work more on auditing and investigation. Automated standard taxation procedures also made the system less dependent on the subjective expertise of individual tax officers, reducing the potential for corruption. Return processing, auditing and payment functions were separated, and officials' attitudes toward taxpayers improved.

Chile's Internal Revenue Service was the country's first public agency to adopt online technology—well before most other public services. Electronic methods were intended to facilitate tax compliance and decrease direct interaction with taxpayers. Chile is one of the few economies that have managed to approach nearly 100% use of electronic systems. Online tax returns were submitted for the first time in 1998.⁷

Chile faced several barriers at the outset of e-filing. Taxpayers had limited Internet access, and tax preparers were reluctant to use the new system because they were unfamiliar with the technology and saw it as a threat to their profession. In addition, the revenue service's information technology system could not handle the huge congestion of tax returns, especially in the few days just before the deadline. So Chile continuously upgraded its electronic system and offered prefilled electronic forms to simplify the process for taxpayers. The tax authority also introduced ambitious initiatives to overcome connectivity shortages by creating a public-private network of more than 880 e-filing centers, providing more than 30,000 connectivity points. In addition, it made arrangements with internet cafes so that taxpayers could use their equipment for free and trained operators at access points. It even developed a mobile training and awareness unit that traveled to different parts of the country to help people file taxes online.⁸

The use of technology to foster tax compliance by the United States Internal Revenue Service (IRS) shows that more developed economies also face challenges in increasing the use of e-filing. The IRS introduced e-filing of federal tax returns in 1986. Though this system predated Singapore's, it was initially less comprehensive. In fact, even though the number of electronic returns filed increased over time, the potential savings from that increase were partly offset by the ongoing use of paper filings for complex returns. But by 2012 the IRS achieved 80% e-filing of major returns.⁹

Initially, e-filing was not entirely paperless. Until 1999 electronic filers still had to submit signed paper documents. The IRS realized that when taxpayers switched to

e-filing, the time savings partly offset the costs of processing the still-large volume of signed paper documents.¹⁰ In 1999 the IRS introduced an electronic option to replace signed paper documents. In addition to lowering processing costs, e-filing has cut the time required to get refunds—making more taxpayers willing to file returns electronically.¹¹

MALAYSIA'S EXPERIENCE

Seeking the benefits of electronic tax systems and reflecting the government's vision of leveraging online technology, Malaysia's Inland Revenue Board (IRB) launched its electronic system for taxes in 2004. IRB aimed to increase revenue collection by improving taxpayer services. The goal was to cut time and cost and to allow taxpayers to comply with tax obligations more easily, enabling IRB to maintain a good reputation with taxpayers even as it widened its tax base.

With the new system, taxpayers can complete forms and provide needed payment details online instead of sending them by mail or taking them to a tax office. The online system was developed by IRB's information technology department. IRB implemented a roaming public key infrastructure system that gives users secure access to sensitive information from any location without having to carry digital identification. The electronic system integrated tax filing and payment on one server—a major advantage over manual procedures.

For every tax filing or payment, taxpayers have to log in, select and complete the appropriate forms, sign and submit them digitally. An acknowledgment is received immediately. The e-filing system automatically calculates the necessary payment details. It also limits deductions that taxpayers are entitled to based on deduction rules—enabling taxpayers to avoid mistakes that would result in penalties.

In addition, prefilled online tax returns have been available since 2006, starting with taxpayers basic information and later extended to include their incomes and reliefs. In 2012 IRB enhanced its e-filing system by introducing smartphone filing

for individual taxpayers. That same year, it introduced organizational e-filing for company managing directors to enable companies to use their digital certificates to file returns electronically. Previously, directors had to use their personal certificates.

In addition, IRB introduced automatic refunds. Due to the big number of refund cases and to expedite refunds, refunds were directly credited to taxpayers' accounts through electronic fund transfers—reducing the number of unclaimed checks¹².

IMPLEMENTATION CHALLENGES

IRB encountered several challenges implementing e-filing and e-payment, key among them is the public's readiness to use it. When the system was introduced in 2004, both Malaysian and non-Malaysian citizens could choose to file their tax returns manually or electronically. The private sector was not involved in the development of the project. Its feedback was sought later.

Two years into the project, few Malaysians were using e-filing. Though taxpayers and tax preparers recognized its benefits, the number of taxpayers using the e-filing system remained far below expectations, with individuals and firms using e-filing accounting for just 5% of the taxpayer population in 2006.¹³ There may be many reasons for this initial lack of enthusiasm. When tax systems change, taxpayers and tax authorities take time and incur costs adapting to and adopting them.

The low use of the electronic system was mainly due to the initial reluctance of Malaysian taxpayers to abandon paper-based processes. Studies were conducted to analyze taxpayers' intentions to file electronically and their willingness to do so.¹⁴ Uncertainty about the security and privacy of information transmitted online was one of the reasons for low use of e-filing. The new system also created anxiety for users uncomfortable with the technology. Returns had to be completed online; users could not complete soft copies of their returns offline and upload them to IRB.

A CHANGE IN STRATEGY

Because of the low initial participation in the electronic system, in 2008 IRB expanded its promotion efforts, sponsoring seminars, talks and television advertisements and distributing flyers and pamphlets. IRB also set up booths at conventions and held roadshows to promote the electronic system and raise public awareness, using the slogan "as easy as 1, 2, 3." IRB also realized the importance of involving the private sector and asked professional bodies such as tax preparers and accountants to share ideas on how to enhance the online system. IRB also gathered feedback from taxpayers through its customer care centers and branches.

At first some taxpayers and tax preparers reported that the server was slow and often failed. Authorities responded with several upgrades to make it accessible with different browsers. IRB also installed computers in its offices so that taxpayers could file electronically, and hired workers to train taxpayers on how to use the system. And it launched a program to help taxpayers during the peak filing season. Special counters with extended operating hours at all branches were made available for the public to submit their returns through e-filing.

A tax authority gains the most benefits from e-filing when it achieves 100% use of the online system for filing and paying taxes. Accordingly, IRB provided

incentives and services to encourage e-filing. For example, IRB offers a grace period of 15 days from its official deadline if returns are filed electronically.¹⁵ In addition, if a tax return is submitted late, the IRB penalty is 5% less if the return was submitted electronically. The charter for IRB clients was redrawn to include a pledge to refund any excess taxes within 30 working days from the date of receipt if the returns were filed electronically.

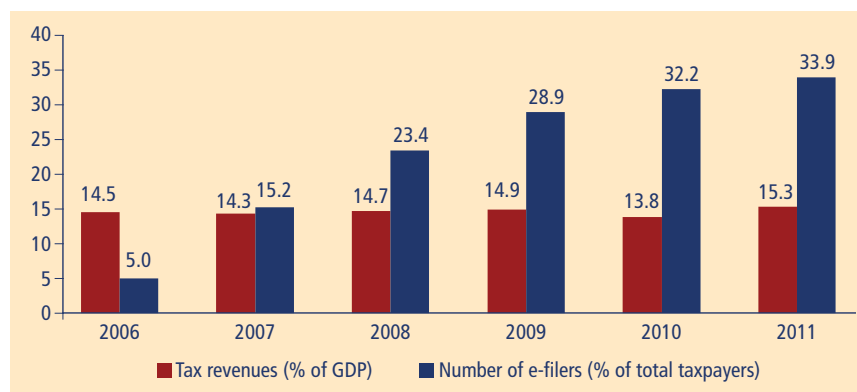
IRB continues to encourage taxpayers to file online. Among its latest initiatives, it is offering to do presentations at companies with at least 200 employees who use the service. The use of the online system has picked up dramatically: by 2012, 37% of active taxpayers filed electronically.¹⁶

POSITIVE OUTCOMES

Malaysia's efforts are showing results. Between 2006 and 2011 the share of individuals and companies filing electronically increased from 5% to 34% (figure 7.1). Over the same period, tax collections increased from 14.5% of GDP to 15.3%.¹⁷ Further analysis would be needed to fully understand the link between e-filing and revenues.

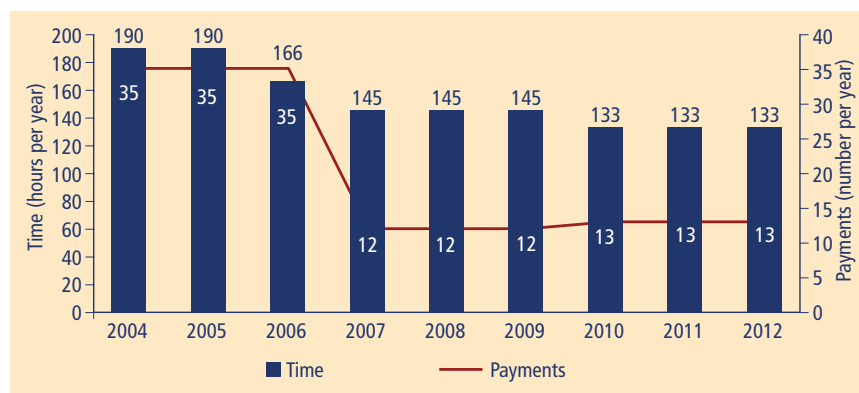
IRB's ongoing efforts to improve its electronic tax system have lowered the administrative burden of complying with corporate tax obligations as measured by *Doing Business*. In 2006 it took 24 fewer

FIGURE 7.1 Since 2006 e-filing usage has jumped among individuals and companies in Malaysia



Source: World Bank, World Development Indicators database; Malaysia Inland Revenue Board data.

FIGURE 7.2 Malaysia's electronic filing system has eased compliance with tax obligations for businesses



Source: *Doing Business* database.

hours to file taxes than in 2005 (figure 7.2). By 2007 far more small and medium-size companies were filing electronically, further reducing time to comply with corporate income and labor taxes obligations from 166 hours in 2006 to 145 in 2007. In 2010 tax preparers deployed new software linked to IRB's e-filing system. In addition, IRB improved its e-filing system and introduced online filing of tax estimates. These improvements cut compliance time to 133 hours a year.

CONCLUSION


Electronic systems for filing and paying taxes, if implemented well and used by most taxpayers, benefit both tax authorities and taxpayers. Malaysia's experience has shown the opportunities that technology can provide as well as the challenges that may emerge as the users are phasing in the change over time.

NOTES

This case study was written by Joanna Nasr.

1. Bird and Zolt 2008.
2. Edwards-Dowe 2008.
3. Bird and Zolt 2008.
4. Edwards-Dowe 2008.
5. World Bank 2000.
6. World Bank 2000.
7. Alvarez Voullième, Capdevila de la Cerda, Flores Labra, Foxley Rioseco and Navarro Haeussler 2006.
8. Dohrmann and Pinshaw 2009.
9. Electronic Tax Administration Advisory Committee 2012.
10. GAO 2002.
11. Kopczyk and Pop-Eleches 2005.
12. Malaysia Inland Revenue Board data.
13. IRB data. This is the percentage of taxpayers who used e-filing but did not necessarily pay taxes electronically.
14. Abdul Aziz and Idris 2012; Azmi and Kamarulzaman 2010.
15. Malaysia Inland Revenue Board website. For corporate taxpayers, the due date is 7 months from the closing of account. If a company's accounting period ends with the calendar year (which is usually the case), the deadline for manual submission is the end of July, with an additional 15 days if filings are submitted electronically.
16. Malaysia Inland Revenue Board data.
17. World Bank, World Development Indicators database.

Implementing trade single windows in Singapore, Colombia and Azerbaijan



- Trade single window systems can cut trade times and costs by making information flows more efficient and streamlining trade procedures.
- Implementing a single window system involves many stakeholders and requires long-term commitment from government and business.
- Systems must fit the environment and level of development where they operate.
- Singapore's TradeNet system, in operation since 1989, has evolved into a highly integrated virtual platform.
- Colombia's Single Window for Foreign Trade, launched in 2005, has adopted a gradual approach, adding functions and integrating agencies over time.
- Azerbaijan has sought to learn from other economies while implementing its single window system.

An economy's competitiveness is driven by many factors, including how quickly, reliably and cost-effectively the private sector can trade goods. Today's manufacturers and agricultural producers operate in a global supply chain. Thus an efficient international trade system can increase economic opportunities and improve livelihoods—especially in poor economies with small domestic markets.

But in many parts of the world, international traders must spend a lot of time preparing and submitting information to government offices ranging from customs to port authorities, each with its own rules and form requirements. These reporting requirements are often confusing, overlapping and onerous. In Madagascar the government offices involved in trade span 350 kilometers, and hard copies of forms had to be submitted to each until an electronic platform introduced in 2011 transformed the document submission process and reduced delays (see the chapter on trading across borders).

A single window system can improve information flows by sharing needed information with all parties involved in trade, including private participants such as banks and insurance companies and public agencies such as immigration and vehicle registration authorities. The key concept for an effective system is to enable traders to submit standardized information and documents through a single gateway, eliminate redundant processes by traders and government agencies and improve coordination and cooperation between authorities.¹ Reducing multiple data submissions to different agencies helps minimize errors during data entry too.

Single window systems have other benefits. One that collects data systematically

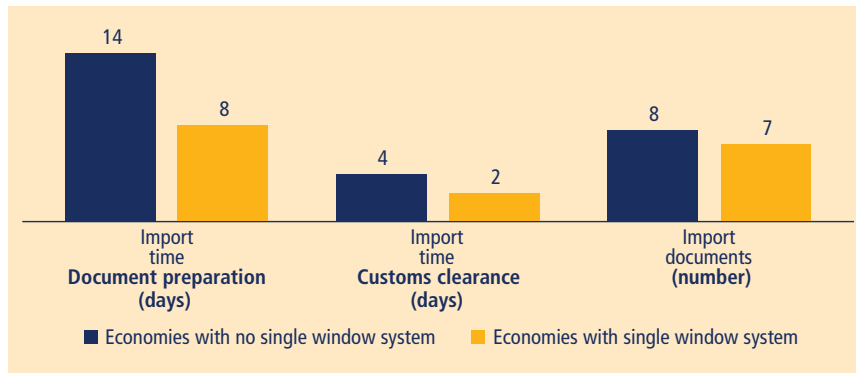
enables consignments to be categorized more easily based on the associated risk by allowing creation of trader profiles, limiting physical inspections to risky cargo and potentially making trade procedures more secure and efficient. By combining a portal where up-to-date information on tariffs and other legal and procedural requirements are available and by integrating a payment system, duties and other charges can be paid more quickly and accurately, raising government revenues.

Today 73 economies have single window systems of varying complexity.² Exporting and importing a standardized cargo container is faster in such economies. In addition, fewer documents are required for importing, but the impact is smaller than the impact on time—an average of 6.6 documents in economies with single window systems compared with 7.8 in those without—underscoring the point that single window systems are mainly making submission of information more efficient (figure 8.1).

Using a single window to lodge information can even fight corruption by reducing interactions between traders and authorities. And it can make the clearance process more predictable and enhance transparency. Among the 73 economies with single window systems, 86% make information on duties and tariffs publicly available, while only 54% of the other 110 economies measured by *Doing Business* do so.

Though a single window system brings considerable gains, implementation is a major undertaking involving many stakeholders and requiring long-term commitment from multiple players in government and business.³ Implementation

FIGURE 8.1 Economies with single window systems spend less time preparing documents and clearing customs



Source: *Doing Business* database.

takes many years and might have to be done in phases. Though their overarching goals are the same, single window systems differ greatly, highlighting the need to adapt them to each economy—taking into account the computerization of users, internet connectivity and the capacity of implementing bodies.

This case study describes the experiences of Singapore, Colombia and Azerbaijan. In the late 1980s Singapore became one of the first economies to embrace the single window concept, and it has evolved into a highly integrated virtual system, recognized as global good practice. Colombia's single window was launched in 2005 and has also developed in stages. Today the system links 21 trade entities and is continuously adapting its system to make things more efficient for traders and government. Azerbaijan's single window is the newest covered in this chapter and provides a revealing contrast to Singapore's mature system. Azerbaijan launched its system in 2009 and so is still in the early stages of implementation. But the government is leveraging its position as a latecomer by learning from other economies.

By choosing 3 economies in different regions with different degrees of single window implementation, this case study aims to show the various approaches that governments take and the challenges encountered of pursuing effective single windows. The case study does not aim to promote a particular type of single window system nor endorse the experiences of these economies.

SINGAPORE

Singapore's single window for trade—TradeNet, which began operating in 1989—began as an electronic data interchange system that allows computer-to-computer exchange of structured trade messages between the government and members of Singapore's trading community.⁴

After experiencing a recession in the 1980s, Singapore's government established a high-level committee to review the weaknesses of the economy and develop strategies to improve economic competitiveness. One of the committee's recommendations was to increase the use of information technology in trade.

The government had previously established a 2-day standard for normal processing of trade documents. But traders wanted quicker turnaround for just-in-time inventory management and deemed that waiting 2 days for normal processing (which could extend to 4 days for permit approvals) was too long.

So the government embarked on a large-scale effort to streamline the regulatory processes involved in approving trade permits. Committees of senior government officials and business leaders were created to ensure sufficient backing for using technology to reengineer and improve trade regulations and processes.

From vision to implementation

Singapore's government created a steering committee for TradeNet to oversee the conceptualization of a national electronic data interchange system for trade declarations and permits. Three subcommittees—1 each for sea shipping, air shipping and government agencies—were then formed to improve exporting and importing processes, and to specify functional requirements and propose data standards. Before TradeNet some clearances were done manually and no overall computer system coordinated them. Every subcommittee developed profiles of essential trade documentation activities and cut the more than 20 forms used in international trade to a single online form for nearly all trade. This form was the core of the new computerized system.

The government created a private company to manage TradeNet, which in 1988 led to the formation of Singapore Network Services, now known as CrimsonLogic. Though funded by government agencies, the company is structured as a private, for-profit firm. The government reasoned that this approach would not require it to bear the cost of operating a nationwide network of infrastructure and services. Each account user pays \$20 a month and less than \$3 per transaction or permit. The first transaction on TradeNet was a shipping application submitted on January 1, 1989. By the end of that year TradeNet handled 45% of documentation for sea and air shipments in Singapore.

Overcoming obstacles

Early on, the main challenge was to convince users to switch to electronic trade declaration. Singapore adopted a phased approach to minimize the efforts involved in making the change. First it implemented electronic processing and approval of trade permit applications for noncontrolled and nondutiable goods, later extended to controlled and dutiable goods. In the initial phase the system was piloted on 50 users. Even after the system was extended, using it was voluntary for more than 2 years and did not become mandatory until 1991.

Singapore also launched a nationwide campaign to promote the system and smooth the transition to it. Even today, when the government rolls out major

changes to the system, it deploys mass marketing and communication programs to raise awareness and prepare users.

While promoting the new electronic system, the government recognized the challenges facing some businesses. Some companies were more computerized, so adjustments and burdens imposed by the new system differed. The government provided training and assistance for operations. Singapore Customs conducted courses, and public terminals were installed for small companies. And to encourage companies to switch, manual processing fees were raised to S\$10 a document, while TradeNet users paid S\$6.⁵ Thanks to such initiatives, today TradeNet handles more than 30,000 declarations a day, processes 99% of permits in 10 minutes and receives all collections through interbank deductions.⁶

What's next?

Since 2007 Singapore has been pushing to extend aspects of TradeNet to commercial transactions in the trade community through TradeXchange. This system includes trade-finance transactions (for example, cargo insurance applications and supporting documents for factoring applications) and commercial documents (including commercial invoices and way-bills). The government envisions achieving a more seamless flow of information along the supply chain. But as in other economies with similar initiatives—u-TradeHub in the Republic of Korea, the Digital Trade & Transportation Network in Hong Kong SAR, China—the system is yet to be embraced by the business world at large.

Singapore is an active member of the Association of Southeast Asian Nations (ASEAN), a regional body that has embraced the concept of single window systems and has an ambitious goal to establish an ASEAN-wide single window by 2015. Plans call for integrating members' national single windows so that a single submission of information suffices for all ASEAN members.

COLOMBIA

Colombia began developing its single window system for foreign trade—Ventanilla

Unica de Comercio Exterior (VUCE) in Spanish—in the early 2000s.⁷ After years of financial crises and economic slowdowns, in 2002 the new administration made modernizing public agencies and services a high priority. As part of a wide-ranging e-government initiative, the Ministry of Commerce, Industry and Tourism introduced the single window for foreign trade with the support of the Ministry of Information and Communications Technologies.

The push for new technology in the public sector came at a time when Colombia was becoming increasingly integrated with global trade markets. Negotiations for a free trade agreement with the United States began in 2003 and went into force in 2012, while other accords were negotiated with the European Union, Israel, Japan, the Republic of Korea and Turkey, among many others. The public and private sectors agreed on the need to address the bureaucratic, uncoordinated, inefficient nature of significant parts of the public administration. The government also wanted better information systems.

Many ministries and public agencies involved in foreign trade were working in isolation, sharing little or no information on trade procedures despite requiring essentially the same information from users and each other. Depending on the type of good exported or imported, traders had to visit and complete similar procedures at the different agencies in charge of issuing permits and approvals—such as the Colombian Agricultural Institute, National Institute for the Surveillance of Drugs and Food and Ministry of Commerce, Industry and Tourism. This led to duplicated processes, inefficient controls and reduced transparency in public administrations. For traders it increased delays and transactions costs.

After consulting with stakeholders, reviewing the process and identifying bottlenecks, Colombia's government established an action plan and created a task force to lead efforts to harmonize requirements, procedures and documents among the entities involved in foreign trade. That led to the creation of the single window for foreign trade, which became operational in early 2005.

Features and implementation

The single window connects 21 public agencies involved in foreign trade—mostly ministries and health and safety entities—and 3 private companies that provide e-signature certificates and legal information on registered traders. The single window links them with importers, exporters, customs agents and brokers through an online platform that allows users to request procedures, approvals, authorizations and other certifications needed to import and export goods. In addition, tax identification and business registration records are available to the agencies connected to the system.

The single window is being implemented in stages. The first involved the import module, which handled import registration requests and import licenses for certain products. By November 2006, after the module's gradual rollout, all such requests were made electronically. That same year the government introduced the export module for export authorizations. The third component, the single foreign trade form module, went online in 2008 and integrates registers of domestic producers and handles some export quota requests.

Existing laws and regulations offered the legal basis for using electronic signatures and payments, though implementation was not always easy. For example, some banks and companies were initially unprepared to conduct payments online.

In 2010 a fourth module of simultaneous inspection was launched. Key among its features is a system to facilitate exchange of information among control entities and anti-narcotics agencies so that inspections can be conducted simultaneously. The current scope is for containerized maritime exports.

From resistance to endorsement

At first, users and the officials in charge of processing requests resisted switching from the paper-based system. But their resistance eased thanks to the staged implementation of the modules, each featuring transition periods and training and outreach for all the parties involved. Officials also educated and trained users through conferences, workshops, official

communications and e-learning software. Moreover, the private sector tested electronic procedures through the single window before they were fully operational, making evident the advantages of the system from an early stage.

The single window has provided benefits to entities involved in trade, increasing efficiency and cutting times and costs. According to government sources, the system streamlined 135 procedures and 35 forms needed for importing into 1 step for traders, eliminating the need to visit agencies, reducing reliance on messenger services and minimizing the use of hard copies. The average response time has dropped by about 5 days for requests made at territorial offices that require approval from an agency linked to the single window.⁸ In addition, it takes 30% less time to issue a license requested through the system.⁹

The system has enhanced the safety and integrity of trade transactions and generated more reliable data on foreign trade procedures and volumes for customs and other government agencies. There have also been gains for the entities linked to the single window for foreign trade. Besides better coordination and lower costs, the system has enabled agencies to expand their geographic reach and increase users. Updated equipment and electronic systems are helping agencies improve internal processes as well—a benefit not originally anticipated. The system has increased use of e-payment systems and e-signatures for procedures that go beyond foreign trade. According to an index that assesses e-government, Colombia ranks 43rd in the world, second only to Chile among Latin American and Caribbean economies.¹⁰

A work in progress

Despite all the improvements, Colombia's move toward a fully integrated single window system is still a work in progress, and challenges remain. The speeds at which the different entities linked to the single window have implemented electronic and streamlined procedures internally have varied. For example, the Colombian National Tax and Customs Authority (DIAN) is electronically linked to the single window but handles declarations

for export and import through a separate system. Furthermore, though the single window allows traders in Colombia to conduct processes related to approvals and authorizations electronically, reliance on paper and manual procedures during importing and exporting persists, creating processing delays that slow the flow of trade transactions.

The government recognizes these constraints and is examining how to ensure that all agencies involved in trade reach the desired levels of efficiency. A 2012 decree established time limits for the agencies linked to the single window. Between 2012 and early 2013 that decree helped to cut response times for import registration requests at the Ministry of Commerce, Industry and Tourism by more than 95% (figure 8.2).

In addition, Colombia's single window system is being reengineered to optimize business processes. In addition to enhancing data management, the effort aims to standardize the information in line with international standards. As a result some functions of the single window were made inactive in late 2012 and will not become operational again until 2014.

The Colombian government is working to include new functionalities for the 4th module of simultaneous inspection systems for exports and to develop a similar system for imports. A risk management module for reviewing and approving import requests according to established criteria is planned for launch in 2014.

Furthermore, a logistic module to link public and private users to facilitate the information exchange at ports and airports will be developed.

AZERBAIJAN

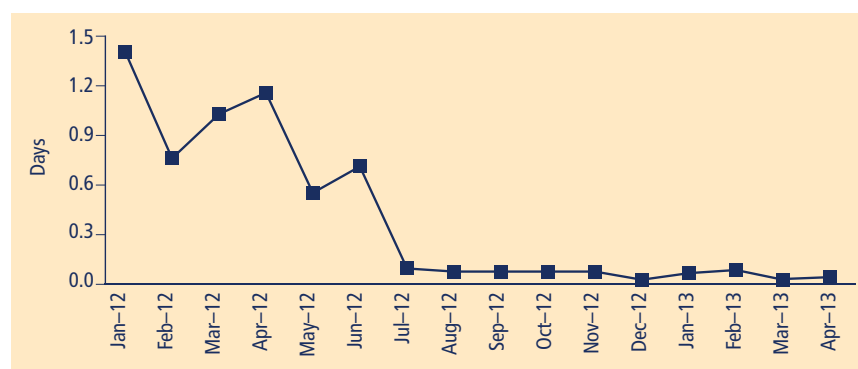
The government of Azerbaijan has long considered establishing a single window system a key step toward modernizing customs services and improving the trade environment. The desire for a single window has been further motivated by the need to simplify and expedite exchanges of information between the public and private sectors and to increase transparency in trade.¹¹ With these goals in mind, in 2008 the president of Azerbaijan made the State Customs Committee the lead authority for controlling goods and transportation crossing state borders.¹²

Choosing from global good practices

As a first step, the State Customs Committee analyzed the process for inspecting goods and transportation passing through border checkpoints. It also studied global good practices for implementing a single window and researched international norms and standards.

The government considered 3 types of common single windows. The first is based on the principle of a single authority, where customs authorities are responsible for exercising or coordinating all border control functions for other

FIGURE 8.2 Response times for import registration requests plummeted at Colombia's Ministry of Commerce, Industry and Tourism between 2012 and early 2013



Source: Colombia Ministry of Commerce, Industry and Tourism.

agencies. The Netherlands and Sweden use such a system. The second type is a single system, which collects standardized data from traders, then processes and distributes it to all agencies involved in international trade. The United States uses such a system. The third type is an automated system, where traders submit a single electronic declaration to relevant authorities for processing and approvals and these agencies send users electronic releases and approvals. Mauritius and Singapore use this type of single window.¹³

Azerbaijan chose to implement the single authority model, which involved transferring certain responsibilities from relevant agencies to the Customs Committee.

Implementation

Before the introduction of single window the same documents had to be submitted multiple times to various authorities operating at the border. Each authority (such as veterinary, phytosanitary and quarantine agencies) relied on their local databases, which were not connected electronically. Such lack of coordination hindered control and coordination at the border as well as caused delays for the traders.

To prepare for the transition to the single window, the Customs Committee established a commission to implement the new system. The government identified the main authorities to be integrated into the single window system as the Customs Committee, Ministry of Agriculture, Ministry of Health, Ministry of Internal Affairs, Ministry of Taxes, Ministry of Transport, Central Bank, State Road Police, State Committee on Standardization, Metrology and Patents, a state sea administration and a state nuclear and radiological agency under the Ministry of Emergency Situations. Among the challenges for the State Customs Committee was to prepare its staff to work with the new system. The government improved the staffing of local customs authorities and developed hardware and software for the system.¹⁴

Upon the single window implementation, the Customs Committee became

responsible for controlling and checking all required permits and certificates for goods crossing the borders. While traders no longer interact directly with relevant agencies (veterinary, phytosanitary and quarantine agencies), these agencies still monitor the clearances performed by customs on their behalf. This approach has helped to eliminate duplication of control function at the border and has simplified document processing.

Introduction of the single window has also led to the development of a central database used by various government authorities. It gathers information on the types of goods and transportation crossing the border, the exchange of electronic certificates among relevant ministries, pre-arrival information for declared goods and pre-arrival notices for transportation crossing the border, reports on violations of customs rules, financial reports of traders and reports on savings in foreign currency.¹⁵

Azerbaijan's single window system is fully financed by the government. As a first step, an automated customs clearance system was implemented at inland border crossings on January 1, 2009 and became available to users free of charge. Implementation continued through 2011 in Baku and Sumgayit.¹⁶ In addition, an article on the single window was included in the new customs code that entered into force on January 1, 2012. It establishes

that 29 customs checkpoints at the state border are to follow the single window principle—meaning that the single window covers all of the country's customs posts.¹⁷

Building on initial successes

The efforts to implement a single window were well received by the private sector, and even in its initial phases the single window system helped reduce waiting times for customs procedures at the border from 2 to 3 hours to 15 to 20 minutes.¹⁸

Most small and medium-size enterprises, however, still physically submit customs declarations and supporting documents for customs clearance. In May 2011 the president signed a decree requiring government agencies to introduce electronic services as a first priority.¹⁹ Plans are to mainstream electronic submission of all documents for customs clearance, introduce e-signatures and e-payments and integrate information systems of other state agencies such as the railway, airports and Caspian seaports by 2016.

LESSONS

Single window systems can benefit the entire trading community, public and private, by streamlining complex systems of

BOX 8.1 United Nations recommendations for establishing trade single window systems

The UN has identified key factors for successful implementation of single windows:

- Political will
- Strong lead agency
- Partnership between government and trade community
- Establishment of clear project boundaries and objectives
- User friendliness and accessibility
- Enabling legal environment
- International standards and recommendations
- Identification of possible obstacles
- Appropriate financial model for the system
- Communications, promotion and marketing

Source: UN/CEFACT 2005.

intertwined and duplicative data submission. The need to make trade more efficient is greater in a globalized economy, where fast and cheap delivery of goods is essential. Governments considering the implementation of such systems can look to other economies to learn what has worked well and what had to be overcome for a smooth transition to a new system.

Though the overarching principles and motivations for implementing single window systems are the same, the systems in Azerbaijan, Colombia and Singapore differ enormously. The maturity and level of integration of these systems vary, partly because of differences in when they started being implemented. As important, these economies have learned from their peers and developed systems adapted to the environment and level of development where they operate.

Still, Azerbaijan, Colombia and Singapore offer some common lessons. To successfully implement single window systems economies must do so through strong political will and commitment. Moreover, to sustain momentum for reform over many years and move things forward, it is crucial to have a lead agency as well as collaboration between government and the trade community (box 8.1).

A single window system is a long-term commitment

Singapore's single window system is more than 20 years old and still evolving. Yet there are many nonperforming single windows around the world. A single window is analogous to a complex piece of machinery with many moving parts: it only needs 1 faulty part to derail the entire system.²⁰ Perhaps some projects were too ambitious or expensive, lacked high-level government commitment or funding, or were poorly managed. As seen in Colombia, some governments take an incremental approach—adding functions and integrating more entities over time.

Overcoming behavioral hurdles requires persistence

The 3 economies studied show that moving from a paper-based to an electronic system requires behavioral changes among users in both government and the trading community. People used to writing information in a paper-based system must be trained to enter it on a computer, and may feel that it takes longer to do so. Moreover, the switch might require additional investments, such as computer purchases and internet connections. For developing economies adequate electricity supply might also be a large constraint. Thus the authority in charge of implementation must have the patience and persistence to ensure sufficient time, training and outreach.

Collaboration with the private sector is essential

The business community must be fully on board with the move to a single window system, and its needs properly addressed. Businesses must be involved from the design stage through implementation. Moreover, they should have opportunities to provide feedback. Colombia used satisfaction surveys to identify issues, and Singapore provided facilities for online inquiries to maintain open, positive relations between the government and users of its single window system.

Legal basis must be established


Single window systems require changes to procedures in customs agencies and affect many other authorities. To ensure a smooth transition, a clear and comprehensive legal basis must be established for implementation of the new system.

NOTES

This case study was written by Mikiko Imai Ollison, Iryna Bilotserkivska and Robert Murillo.

1. UN/CEFACT 2005.
2. *Doing Business* database, based on information from local experts. Eighteen have a single window system that links relevant government agencies electronically, 55 a system that does so partially.
3. UN/CEFACT 2005.
4. This section is based on Koh Tat Tsen 2010; UNECE 2010; Crown Agents 2012, and input from Singapore Customs.
5. Neo and Long 1994.
6. All fees, taxes and duties are computed automatically and deducted from the traders' bank accounts.
7. This section is based on WTO 2011; Crown Agents 2012; Fuentes 2010; Rodriguez 2011; Ulloa Urritia and Constain 2012; UNECE 2009.
8. Ministerio de Comunicaciones, Republica de Colombia 2008.
9. World Bank Group 2013a.
10. UNDESA 2012.
11. Customs Committee of the Republic of Azerbaijan. 2007. "Decree of the President of Azerbaijan #1925 from February 1, 2007 establishing a State program on development of customs system in the Republic of Azerbaijan during 2007-2011." Available at <http://www.customs.gov.az/ru/abr11.html>
12. Customs Committee of the Republic of Azerbaijan. 2008. "Decree of the President of Azerbaijan # 12 from November 11, 2008 on the implementation of the principle of single window when checking goods and methods of transportation crossing the borders of the Republic of Azerbaijan
13. Mirzoev 2009.
14. State Customs Committee of the Republic of Azerbaijan, 2013.
15. UNECE 2011.
16. Ahundov, A. "Azerbaijan Customs Extends the Application of the Single Window Principle." *Trend*, September 12, 2011, <http://www.trend.az/capital/business/1930232.html>.
17. Customs Code of the Republic of Azerbaijan.
18. State Customs Committee of the Republic of Azerbaijan. 2013. These efforts were recognized in the *Doing Business 2010* report.
19. Customs Committee of the Republic of Azerbaijan. 2011. "Decree of the President of the Republic of Azerbaijan # 429 from May 23, 2011 on some measures in the area of electronic services provided by the government."
20. UNESCWA 2011.

Improving court efficiency: the Republic of Korea's e-court experience



- Korea was a pioneer in using electronic features to streamline court processes, launching electronic case management in the mid-1980s.
- The electronic case filing system—which allows for electronic filing of civil, commercial, administrative and family-affairs cases and will soon integrate insolvency cases—began operating in 2010, and by June 2013 almost half of civil cases were e-filed.
- E-court solutions in Korea mainly encompass features to help judges, facilitate the filing of cases for litigants and inform the public about case outcomes.
- Savings from the implementation of e-court systems can be substantial and result from a reduction in the use of paper, the time spent in court, the need for storage space, as well as easier archiving of documents and a general streamlining of processes and services.

Fair, speedy trials are essential for small enterprises embroiled in disputes. If business disputes take months or even years for courts to resolve, small firms might not have the financial strength to stay in business that long, regardless of trial outcomes.¹ In such cases justice delayed is justice denied. Though small and medium-size enterprises usually try to avoid going to trial, effective contract enforcement systems matter for them.² Efficient courts and enforcement reduce informality, improve access to credit and increase trade.³

E-government has been adopted by policy makers around the world to increase efficiency. Korea ranks first in the world on the E-Government Readiness Index, a composite measure of the capacity and willingness of economies to use e-government for development.⁴

An e-court is a suite of services that entails minimum use of paper from the moment a case is filed until its disposal. With e-courts, information is captured and passed on digitally, data exchange is not fragmented and case histories are complete and ready on demand, case management is automated, correspondence is exchanged electronically, fee payments are dealt with through dedicated websites and forms that simplify and streamline court proceedings are available to court users online. In Seoul attorneys and litigants can file lawsuits electronically. Lawsuits are automatically registered through the electronic case filing system, and then assigned to a judge who can access the corresponding files, organize and schedule cases and start processing claims.

THE COMPUTERIZATION OF KOREAN COURTS

For Korea efforts to achieve well-functioning e-courts started in the late 1970s, when visionary judges sought to create an orderly database of cases flowing through courts. After a group of judges started recording some cases on floppy disks, in 1979 the judiciary contacted the Korea Institute of Science and Technology to study the feasibility of electronic judicial proceedings. Convinced of the benefits of using information technology in courts, judges started creating more advanced databases and developing case management software.

Before word processing software was introduced in the early 1980s, Korean judges faced challenges such as writing judgments by hand and otherwise dealing with a paper-based system. Though some judges lacked basic information technology skills, Korea decided to start streamlining court processes through computerization. Efficient processes, increased transparency and better accessibility sought to increase public trust in the judiciary.

In 1986 the case management system was launched. This platform enabled internal court users such as clerks and judges to search all civil cases in the database. It was not easy to convince court users to change how they worked. But the new system had the potential to help judges deal with their caseloads more efficiently. Korea invested considerable resources in making the system as efficient and user friendly as possible.

A master plan for creating e-courts was then conceived and the case management system expanded and shifted from a client and server system (a centralized server accessible only in specific locations) to a web-based system (accessible through a web browser), allowing external users to search the database of cases. In addition, electronic signatures and digital certificates (for safety) were added to the system and—thanks to a nationwide information network—immediate national data on court activities became available, allowing for better resource allocation in courts.

E-filing of cases ensures better recording and faster processing. In 2010 Korea launched the electronic case filing system, which enables electronic submission, registration, service notification and access to court documents. To implement this system, Korea had to modernize its information technology infrastructure and amend laws and regulations to shift to paperless approaches. The system allows for e-filing of civil, commercial, administrative and family-affairs cases, and will soon integrate insolvency cases. It enables some judges to adjudicate up to 3,000 cases a year, manage up to 400 a month and hear up to 100 pleas a month.⁵

CHALLENGES WHEN TRANSITIONING TO E-COURTS

The popularity of a new system depends on its user friendliness, and it is sometimes difficult to anticipate the needs of users at the design stage—in this case, if technicians are not familiar with legal proceedings or if judges are not well-versed in information technology. According to a Korean judge, “The users are the heart of any judicial [information technology] system; to develop any such system efficiently you must know what the people want, what they need.”⁶ In other words, a step-by-step approach should gradually implement the desired system. Korea did not go paperless immediately; it started with paper-on-demand to allow users to adapt and then moved to a paperless system.

Despite the system’s sophistication, Korea has a long way to go in changing the mindset of lawyers and court users. Among Korea’s 50 million inhabitants are about 12,500 lawyers, 40% of whom

are registered with the system—but only 20%, or approximately 2,500 attorneys use it regularly. In 2012 lawyers filed just over a third of the nearly 1 million cases electronically. Every month more attorneys are using the new system, attracted by its convenience, including:

- 24/7 access to registries and court documents.
- Easier, faster access to information that no longer requires a trip to court.
- Increased transparency because litigants can also access the system.
- Document security, guaranteed by a high-tech information technology system.

Convincing users to transition to e-filing requires training and adjustment on both sides of the electronic platform. It might also require financial incentives. For example, Korea recently cut court fees by 10% for lawyers who use e-filing. An electronic docket viewer that allows lawyers to manage multiple lawsuits in different jurisdictions was also implemented.

Another challenge was to secure funding to maintain and enhance the system. Korea invested about \$20 million in developing the e-court system, and about as much will be needed to integrate new features by 2015. Maintenance fees and data preservation cost about \$30 million a year. In 2012, of the \$1.8 billion budget for the

Korean judiciary, \$180 million went to information and communication technology.

The return on investment from computerizing the judiciary cannot be quantified in a single way. Research on courts in the U.S. state of New York found that reducing the need to travel to a courthouse and eliminating the requirement to serve the opposing party could save \$75–95 for each document.⁷ Given the number of cases e-filed per year, the savings are significant. E-courts can also help level the playing field between small and large law firms, especially because small firms have fewer staff and benefit more from not having to visit courthouses.⁸

FUNCTIONS OF THE E-COURT SYSTEM

Approaches to e-courts vary by economy depending on the priorities of the judiciary. The tools available to court users in Korea have regularly expanded (table 9.1). The system now mainly encompasses features dedicated to help judges (case management system and judge support system), facilitate the filing of cases for litigants (e-filing) and inform the public (publication of cases).

In the two months after the launch of the e-filing system for civil cases approximately 5% were filed electronically. This

TABLE 9.1 Korea’s courts have a range of features and support systems

Case Management System		E-courts System	
		ECF	E-Courtroom
<ul style="list-style-type: none"> • Docket System • Case Allocation System • Case Filing System • Calendaring System • Service System • Payment System • Deposit System • Case Files Archiving • Common Service System 		<ul style="list-style-type: none"> • Electronic Money Claim • Electronic Entrusting • Electronic Property Inquiry 	<ul style="list-style-type: none"> • Standard E-Courtroom • Audio Video Recording, Video-Conferencing
Judge Support System		Public Information Service	
<ul style="list-style-type: none"> • Case Workflow System • Groupware • Decision Support System • Law Search 		<ul style="list-style-type: none"> • Court Homepage • Case Information • Certificate Issuance • Law Search • Self Help Center 	
Information Exchange			

Note: ECF means Electronic Case Filing.
Source: Presentation from the Supreme Court of the Republic of Korea.

number almost decupled in 18 months (figure 9.1). In fact, two years later, in June 2013, that share had soared to more than 45%.

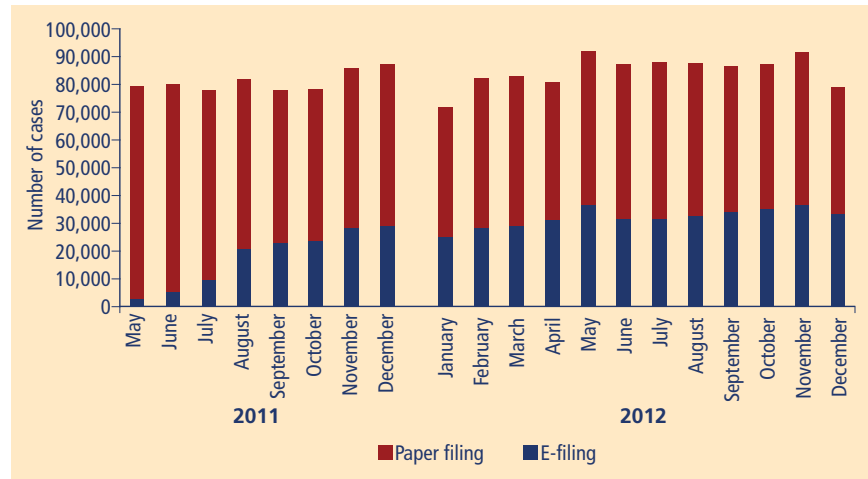
To further streamline procedures, a system facilitates payment of all submission fees electronically using credit card or wire transfers at the time of filing. In addition, users are notified by e-mail or text message of any submission of additional documents by the opposing party. And after the case allocation system assigns cases, the designated judge and the attorneys can view all their cases online, including PDFs of all documents filed in a given lawsuit.

Online help centers featuring frequently asked questions and tools for pro se litigants were also created to allow the public to get fast answers on questions about the Supreme Court and its processes.⁹ One of the most important components of these help centers is the self-represented litigation homepage, which provides information and templates needed to file a case and respond to claims of counterparties without the help of a certified lawyer.

For judges, the support system includes four main features:

- The case management system, which allows judges to organize their work based on the status of procedures and to separately manage cases for which special measures are needed.
- “My case history,” which allows judges to track cases they have disposed and the final determination of the cases.
- A scheduling system to organize cases by day, week or month that is integrated with the court registry.
- A writing support system with features such as automatic document formatting, multiple judgment editing in small cases and collaborative decision writing in panel cases. This system automatically creates a draft of the final judgment after the relevant case and desired template have been selected. Once completed, judges enter a digital signature and register the decision in a searchable database of judgments.

FIGURE 9.1 Civil cases filed under Korea’s e-litigation system jumped between May 2011 and December 2012



Note: Refers to first instance cases.

Source: Supreme Court of the Republic of Korea database.

BENEFITS OF E-COURTS

Research in the United States has found that more than 80% of judges consider e-filing superior to paper-based filing.¹⁰ E-courts make claim processing faster, more reliable and convenient, minimize courthouse visits and reduce record storage and reproduction costs.

Cost and space savings

The implementation of Korea’s e-court system resulted in savings of \$221 per e-filing.¹¹ These savings result from a reduction in the use of paper, the time spent in court, cheaper service of process, lower transportation costs, easier archiving of documents, and easier payment of fees.

In terms of space savings, in 2008 in Chicago, Illinois a paper document filing took up to 5 days for a circuit court clerk to process, whereas e-filing took just 4 seconds.¹² And given that courthouses are expensive storage spaces, eliminating several miles of archives can save a lot of money. A courthouse can cost \$300 or more per square foot to construct, and maintenance can be expensive too.¹³ In the United States it costs \$360,000 to build and \$18,000 a year to heat, cool and maintain a 20 by 60 foot file room—assuming a low maintenance cost of 5%.

By comparison, a 150 gigabyte hard drive costs less than \$100 and has storage capacity equivalent to 70 filing cabinets. That many filing cabinets, with the floor space required, cost \$22,000.¹⁴ The U.S. National Center for State Courts offers tools to estimate savings from e-courts.¹⁵

Security

Computerized court systems also make archives more secure. Risks such as document loss, files being stolen and archive destruction can be significantly reduced or eliminated. E-filing minimizes the costs of these risks, especially because paper documents can be misfiled or stolen. Though it is possible to recreate court files from litigant copies, this approach is inefficient.

Electronic storage reduces these risks. For instance, an e-filing system can improve file security and confidentiality by making it easier to restrict access to case files or documents sealed by court order. In addition, electronic files can be encrypted, providing additional security.¹⁶

Transparency

E-courts can also enhance transparency. By making judicial decisions more transparent, more trade and investment is likely, fostering economic growth.¹⁷ Publishing the cases rendered in a jurisdiction

allows attorneys and court users to better understand case law and increases legal predictability. Making decisions available to the public online also helps make judges more accountable because anyone can comment on and assess the quality of decisions. In the United States case information, including docket sheets and filed documents, are provided online for viewing and downloading by attorneys and the public at any time from locations other than the courthouse.

In some countries e-filing systems can also fight corruption. If formal procedures are streamlined and attorneys are no longer required to file claims in person, there is less traffic in courthouses—reducing opportunities for bribery.¹⁸

Access to justice

E-court services significantly extend the availability of justice, as with a 24/7 system for filing, registration and auctions.¹⁹ Moreover, providing remote access to judges makes the system convenient and efficient. Most systems employ extensive security to mitigate tampering with the integrity of files. Singapore's system, in addition to providing full remote access to judges, has a "pack and go" feature that allows court files to be transferred to CD-ROMs or USB memory devices for offline use.

E-courts can also aid cases where geographic distance makes it difficult for parties to attend, making videoconferencing a pragmatic solution. While some trials last only about 30 minutes, advocates often must spend a lot of time traveling. Thus videoconferencing saves time and money. In the United States, it was estimated that about \$900 could be saved per trial by not having to pay for transport fares, accommodations and related allowances. In other economies poor infrastructure makes it difficult to travel between cities, justifying an investment in such information technology.

SHARING GOOD PRACTICES THROUGH PEER LEARNING

According to *Doing Business*, in Seoul resolving a standard contract enforcement dispute takes 230 days, 33 procedures

and costs 10% of the claim—making Korea the runner-up in *Doing Business's* ease of enforcing contracts ranking. By contrast, it takes 400 days, 36 procedures and 29% of the value of the claim in Vietnam; 842 days, 37 procedures and 26% of the value of the claim in the Philippines and 622 days, 38 procedures and 35% of the value of the claim globally. Contract enforcement is faster in economies with e-filing (figure 9.2).

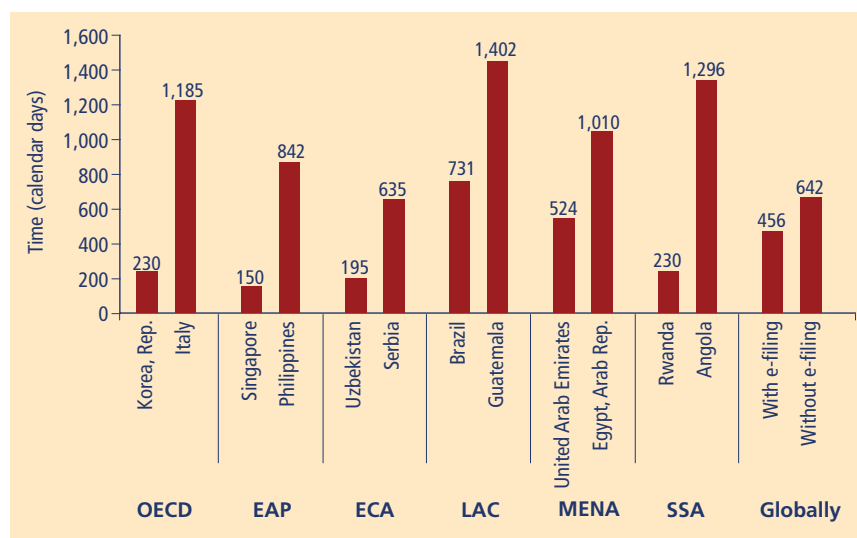
Concerns about budget and technology limitations are among the most common reasons for not implementing e-court features.²⁰ That should not prevent less developed economies from looking into e-courts. E-courts can be implemented with donor assistance, and reforms can be inspired by peer learning from leading economies.

Malaysia, with an income per capita half that of Korea's, has been implementing an ambitious upgrade of the computerization of its courts. In late 2008, with the appointment of a new chief justice, Malaysia initiated reforms targeting judicial delays and court backlogs that included two information technology contracts totaling \$43 million. The program introduced court recording and transcription

equipment and launched an e-filing system and electronic case management system that automated manual processes, provided courts with registries of case filings and events and introduced modules to handle e-filing, schedule hearings and the like. The new equipment is expected to expedite hearings and reduce back-of-office processing.²¹

Rwanda and Tanzania, two countries with income per capita below \$1,000, have also started computerizing their courts. Tanzania's project received funds from several donors and provided the judiciary with modern information technology—including computers and digital court recording equipment—and training for judges and staff. Computerization has had many benefits, such as improving the quality of research by judges.²² Rwanda's Strategic Plan of the Supreme Court has recruited new court officers well trained in the use of information technology. Thanks to donor funds, the country now has an e-filing system, electronic records management system and legal information portal.²³ According to data collected for *Doing Business 2014*, Rwanda and Tanzania are top performers in Sub-Saharan Africa in the ease of enforcing contracts ranking.

FIGURE 9.2 Globally, contract enforcement is faster in economies with e-filing



Note: OECD = OECD high income; EAP = East Asia and the Pacific; ECA = Europe and Central Asia; LAC = Latin America and the Caribbean; MENA = Middle East and North Africa; SSA = Sub-Saharan Africa.

Source: *Doing Business* database.

Through its involvement in the Asia-Pacific Economic Cooperation forum, Korea has helped improve the region's business regulations.²⁴ Korea, named a "champion" in judicial reform by APEC, has invested significant resources to help countries such as Indonesia, Peru, the Philippines and Thailand improve contract enforcement. A Korean delegation visited partner economies in 2011 to review systems and procedures for enforcing contracts and proposed reforms based on its experience in expediting court proceedings. In addition, peer-learning events were held to focus on improving such systems. Together these events attracted more than 200 participants, including judges, attorneys, professors and government officials. In addition, in 2011 the Korean government brought together legal experts and high-level policy makers to discuss the future of those economies' systems for enforcing contracts.

LESSONS

Experiences with e-courts in Korea and elsewhere show that:

- The system must be user friendly and adapt in response to comments from users; a thorough needs analysis is required.
- The information technology budget

should take into account costs of data preservation and system maintenance.

- Users should receive adequate training.
- Cases covering various subject matter should be integrated.
- Systems in other economies can offer useful guidance.

NOTES

This case study was written by Julien Vilquin and Erica Bosio.

1. Kingston 2000; *Doing Business 2012*, enforcing contracts chapter.
2. Kingston (2000) found that only about 20% of the responding small and medium-size enterprises using courts to defend their patents actually went to trial.
3. Dabla-Norris and Inchauste Comboni 2008; Safavian and Sharma (2007), in a study on Eastern Europe, found that in economies with slower courts, firms tend to have less bank financing for new investments. Duval and Utoktham (2009) found that simplifying contract enforcement procedures increases bilateral trade.
4. UNDESA 2012.
5. Interview with Korean Judge Hoshin Won, who has been active in promoting e-courts.
6. Ibid.
7. Pfau 2011. A conservative estimate for New York, with \$40 in savings for each document and 4 million cases filed electronically each year, would save the private sector and government hundreds of millions of dollars a year.
8. Pfau 2011.
9. Pro se legal representation means advocating on one's behalf rather than being represented by a lawyer.
10. The National Judicial College, Judicial Survey: Electronic Filing in U.S. State Trial Courts.
11. This amount is the result of calculations provided to the *Doing Business* team by the Supreme Court of Korea.
12. Chicago Bar Association Task Force on Green Courts Initiative for the Circuit Court of Green County 2008.
13. Ibid.
14. McMillan, Pettijohn and Berg 2012.
15. National Center for State Courts 2013. <http://www.ncsc.org/information-and-resources/budget-resource-center/calculators.aspx>.
16. McMillan 2010.
17. Hayo and Voigt 2008.
18. Djankov, La Porta and others 2003.
19. Horowitz and Zorza 2006; Mapp 2008.
20. The National Judicial College, Judicial Survey: Electronic Filing in U.S. State Trial Courts.
21. World Bank 2011a.
22. Ramadhani 2010.
23. International Records Management Trust 2011.
24. See the case study on APEC economies in World Bank Group (2012).



Starting a business

- Starting a business is easiest in New Zealand, where it takes 1 procedure, half a day, less than 1% of income per capita and no paid-in minimum capital.
- *Doing Business* recorded 51 reforms making it easier to start a business worldwide between June 2012 and June 2013 and 244 over the past 5 years.
- Greece made the biggest improvement in the ease of starting a business in the past year.
- Guinea-Bissau and Côte d'Ivoire are among the economies making the greatest progress toward the frontier in regulatory practice in starting a business since 2009.
- Most economies improving business start-up processes over the past 5 years focused on simplifying company registration.
- Among regions, Sub-Saharan Africa has improved business start-up processes the most since 2009.

For more information on good practices and research related to starting a business, visit <http://www.doingbusiness.org/data/exploretopics/starting-a-business>. For more on the methodology, see the section on starting a business in the data notes.

Starting a business is an act of faith. Many entrepreneurs invest and risk their personal savings in business plans they believe in. Starting a new business involves multiple unavoidable obstacles, but excessive bureaucracy should not be one of them—because entrepreneurship matters for economies' economic performance. In fact, there is a positive relationship between entrepreneurship, growth and job creation.¹ In 2007 young start-ups accounted for nearly 8 million of the 12 million new jobs created in the U.S. economy.²

Doing Business data measure the number of procedures, time, cost and paid-in minimum capital required for small and medium-size limited liability companies to formally operate. To make the data comparable across 189 economies, *Doing Business* uses a standardized business that is 100% domestically owned, has start-up capital equivalent to 10 times income per capita, engages in general industrial or commercial activities and employs between 10 and 50 people within the first month of operations.

Doing Business measures the main stages of starting a business: preregistration, registration and postregistration. Preregistration may involve checking the availability of the proposed company name, having a notary draft and notarize statutes and depositing minimum capital in a bank account. Registration includes procedures under the mandate of the commercial registry. Postregistration includes registering with tax authorities, obtaining a business license, buying and legalizing company books and obtaining a company seal. Although registration includes on average a low number of procedures, it is often the most costly part of starting a business. On the other hand,

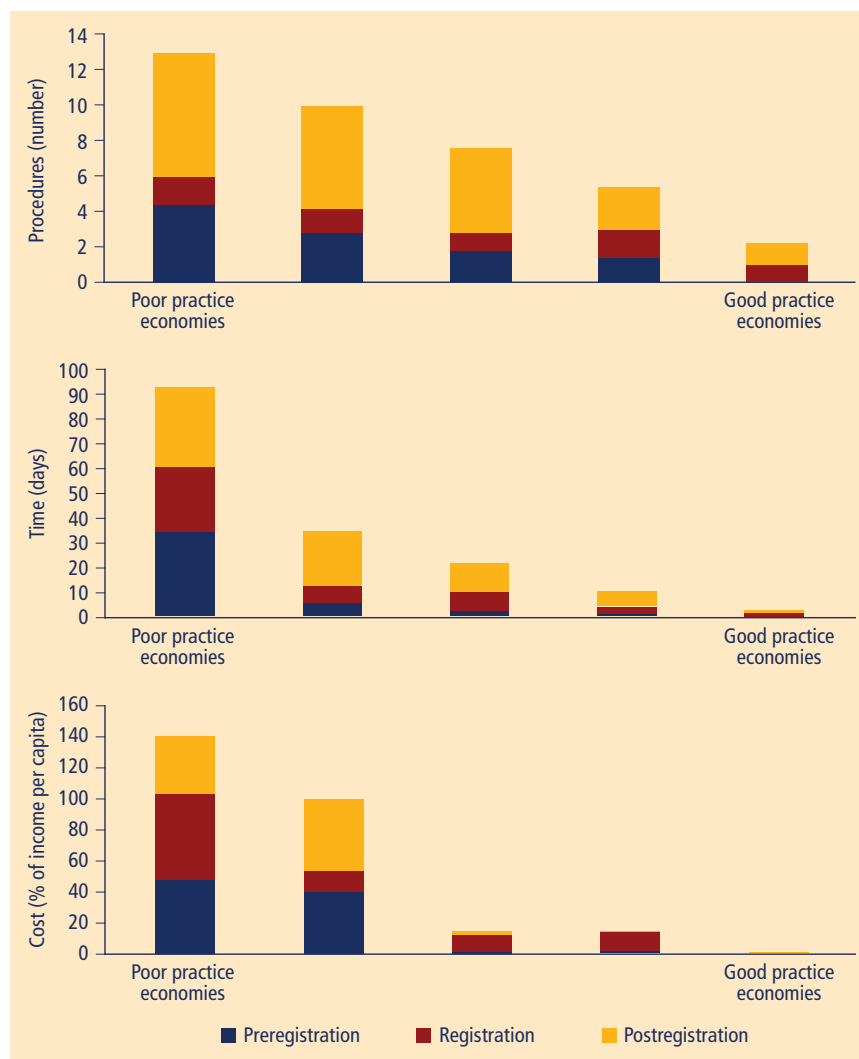
preregistration—nonexistent in economies following good practices—is generally the least time-consuming process measured by *Doing Business* (figure 10.1).

Starting a business is the *Doing Business* indicator set that has consistently had the most reforms each year, and economies have enjoyed the benefits of these reforms. Reforms making it easier to start a formal business are associated with increases in the number of newly registered firms and sustained gains in economic performance—including improvements in employment and productivity.³ In the Philippines start-up simplification in the municipality of San Jose de Buenavista reduced the number of procedures, time and cost to obtain business permits. These changes increased the number of registered businesses, generating revenue for the local government.⁴ Portugal's introduction of one-stop shops raised the number of registered enterprises by about 17% and created 7 new jobs a month for every 100,000 inhabitants.⁵ Peru's simplification of obtaining a start-up business license nearly quintupled business registrations between the year before and the year after, when 8,517 new firms were registered.⁶ Simplified business registration in Mexico increased the number of registered firms by 5% and employment by 2.2%.⁷ Informal business owners, particularly those with an entrepreneurial drive, were 14.3% more inclined to formally register their businesses.⁸

WHO REFORMED IN STARTING A BUSINESS IN 2012/13?

In 2012/13, 51 economies made it easier to start a business (table 10.1). Another 13 made it more difficult, mostly by

FIGURE 10.1 Postregistration procedures can be costly and time-consuming
Averages by ranking group



Note: Poor practice economies are the 5 lowest-ranked economies on the ease of starting a business. The second column represents the 5 economies ranked from 140 to 144 on the ease of starting a business. The third column represents the 5 economies ranked from 93 to 97. The fourth column represents the 5 economies ranked from 45 to 49. Good practice economies are the 5 top-ranked economies.

Source: *Doing Business* database.

increasing start-up costs and minimum capital requirements. Among those making it easier, several created online one-stop shops allowing entrepreneurs to register with different agencies through a single website.

For example, Côte d'Ivoire created a one-stop shop for firm creation and replaced the requirement to obtain a copy of founders' criminal records with a sworn declaration at the time of company registration. Other economies, including Costa Rica and Portugal,

simplified postregistration procedures. In Poland entrepreneurs no longer have to register new companies at the National Labor Inspectorate and National Sanitary Inspectorate. Globally, Greek entrepreneurs experienced the biggest improvement in the ease of starting a business in the past year. In 2012 the Greek government introduced a simpler type of limited liability company, called a private company, that is cheaper to incorporate (figure 10.2). A year later Greece abolished the minimum capital requirement.

WHAT HAVE WE LEARNED FROM 5 YEARS OF DATA?

Over the past 5 years *Doing Business* recorded 244 business registration reforms in 135 economies. All regions have actively reformed in the area of starting a business. Globally since 2009 the average time to start a business has fallen by about 13 days. By region, Sub-Saharan Africa has shown the most improvement, with the average time to start a business falling from 55 days to 30 (figure 10.3). Still, relative to other regions, the time to start a business in Sub-Saharan Africa remains high, leaving ample room for further improvement. OECD high-income and European and Central Asian economies remain the front runners on the ease of starting a business.

Economies sustaining reform efforts over time have considerably revamped their start-up processes, substantially improving their rankings on the ease of starting a business. Chile, for instance, has been an active reformer over the past 5 years. In 2010 it introduced an online system for company registration. In 2011 a new law required local governments to provide temporary or permanent working licenses to companies immediately upon request.⁹ That same year the Internal Revenue Service began authorizing electronic invoicing for companies that had obtained revenue identification numbers and initiated business activities—enabling entrepreneurs to legally operate immediately after formalizing their companies. Finally, in 2013 Chile introduced a law allowing entrepreneurs to register certain types of legal entities online and free of charge.¹⁰ As a result of these improvements, the time to register a business in Santiago fell from 27 days in 2009 to 5.5 in 2013.

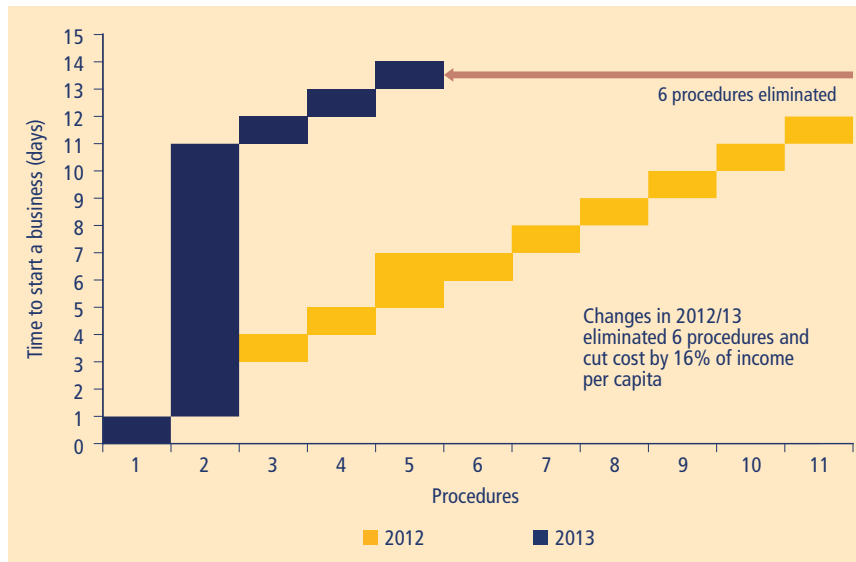
Armenia also has been continuously reforming its business incorporation regulations in recent years. Armenia established a one-stop shop in 2010, allowing electronic registration and merging procedures for reserving a business name, registering a business and issuing a tax identification number. In 2013 Armenia eliminated company registration fees. Azerbaijan, Bulgaria, Colombia, Côte d'Ivoire, Jordan, Lithuania, the former Yu-

TABLE 10.1 Who made starting a business easier in 2012/13—and what did they do?

Feature	Economies	Some highlights
Simplified preregistration and registration formalities (publication, notarization, inspection and other requirements)	Afghanistan; Armenia; Azerbaijan; Belarus; Bhutan; Republic of Congo; Gabon; Greece; Hong Kong SAR, China; Israel; Italy; Jamaica; Kazakhstan; Liberia; Lithuania; Malaysia; Moldova; Mongolia; Morocco; Nepal; Nicaragua; Niger; Romania; Russian Federation; Rwanda; Suriname; Swaziland; Trinidad and Tobago; Ukraine; Zambia	Hong Kong SAR, China abolished the capital duty levied on local companies. Morocco cut registration fees from 3,129 Moroccan dirhams to 1,700—about 6% of income per capita. Suriname adopted a new civil code, shortening the time to obtain a declaration of no objection and approval of the president from 500 days to 14.
Abolished or reduced minimum capital requirement	Cape Verde; Croatia; Djibouti; Greece; Kyrgyz Republic; Lithuania; Netherlands; Poland; West Bank and Gaza	Croatia, Greece and Lithuania introduced a new corporate form with no minimum capital requirement. The Netherlands eliminated the minimum capital requirement for limited liability companies.
Created or improved one-stop shop	Benin; Burundi; Costa Rica; Côte d'Ivoire; Guatemala; Guinea; Kosovo; Togo	Guatemala launched an electronic platform that allows new companies to register with the commercial registrar, tax authority, social security institute and Ministry of Labor through a single online form.
Cut or simplified postregistration procedures (tax registration, social security registration, licensing)	Afghanistan; Costa Rica; Kosovo; Panama; Poland; Portugal	Costa Rica eliminated the requirement to legalize accounting books and simplified legalization of corporate books. Panama eliminated the requirement to visit municipalities to obtain municipal taxpayer numbers.
Introduced or improved online procedures	Azerbaijan; Chile; Nepal; Panama	Chile introduced an online facility for business registration, allowing entrepreneurs to register certain types of legal entities online for free. Nepal introduced electronic filing of documents, reducing registration time from 15 days to 7.

Source: Doing Business database.

FIGURE 10.2 Greece made starting a business easier in 2012/13 by introducing a simpler type of limited liability company and abolishing the minimum capital requirement



Source: Doing Business database.

goslav Republic of Macedonia, Moldova, Mozambique, Peru, Portugal, the Slovak Republic and Ukraine are among other economies that have steadily improved business incorporation regulations. Common features of the most recent reforms

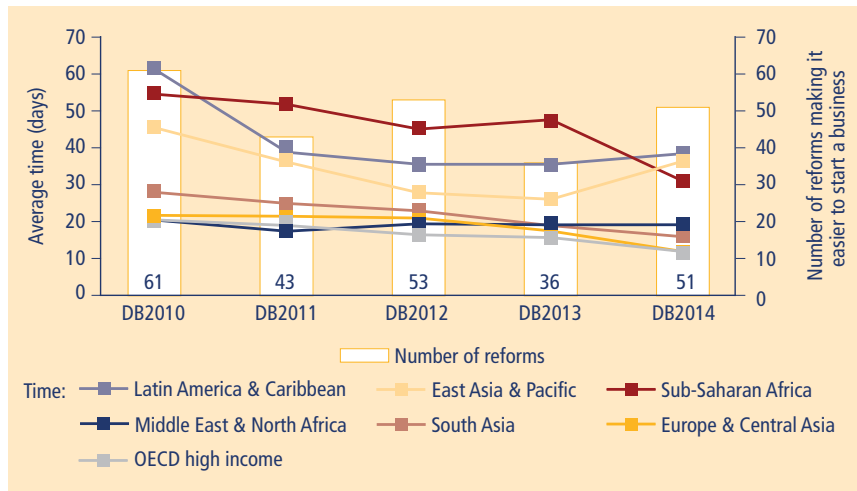
included making notarization of incorporation documents optional, introducing online features for company registration and creating and improving one-stop shops.

Since 2009 Guinea-Bissau and Côte d'Ivoire have been among the economies making the fastest advances toward the frontier in regulatory practice for starting a business (figure 10.4). In addition to previous reforms, in 2012 Côte d'Ivoire launched a one-stop shop for business incorporation, allowing entrepreneurs to register with the commercial registrar, tax authority and social security institute at the same time instead of visiting them separately.

Similarly, Guinea-Bissau created a one-stop shop for business creation in 2011. Launched on May 15, the Centro de Formalização de Empresas led to a significant reduction in the procedures, time and cost to register a business. Guinea-Bissau also eliminated the requirement to obtain a business license for low-risk activities. Instead, a simple declaration of commercial activities is required to be submitted at the one-stop shop. In addition, the requirement for a copy of the founders' criminal records was replaced by one for a sworn declaration, and the cost for the publication of the notice of incorporation was reduced.

Since 2009 the time and cost of starting a business has dropped worldwide. Simplifying registration has been the most

FIGURE 10.3 Sub-Saharan Africa has shown the greatest improvement in the time to start a business



Note: To ensure accurate comparisons, the figure shows data for the same 183 economies for all years, from DB2010 (2009) to DB2014 (2013). The economies added to the *Doing Business* sample after 2009 and so excluded here are Barbados, Libya, Malta, Myanmar, San Marino and South Sudan. This figure uses regional classifications for 2013.

Source: *Doing Business* database.

and business registration can be completed online in 1.5 days. In addition, Liberian entrepreneurs can track their application status online. In Rwanda the number of companies using the online business registration system has been steadily increasing since its creation in 2009. In India the director of a company can obtain an identification number online.

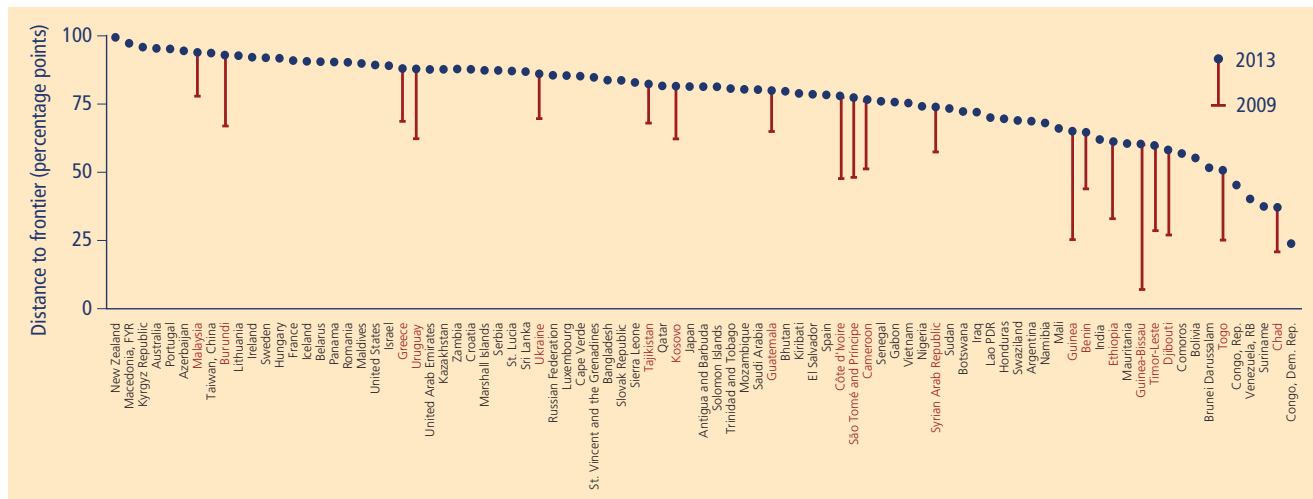
Over the past 5 years economies from all regions either lowered or eliminated registration costs. Benin and South Africa considerably reduced notary fees, while Spain exempted small and medium-size enterprises from the burdensome Asset Transfer and Legal Documented Acts Tax. Other economies simplified or eliminated preregistration requirements such as having company documents notarized and obtaining approvals from different agencies.

The past 5 years saw other changes as well. Lesotho, Mongolia and Uruguay simplified start-up processes by eliminating notarization requirements and introducing standardized articles of association. Bhutan and Romania simplified the process for obtaining a security clearance certificate. The Dominican Republic, Peru and the Philippines eliminated

common feature of start-up reforms. Online services ranging from company name searches to business registration have lowered the time and cost of starting a business worldwide. Economies with the

fastest business registration systems all offer at least some electronic services. More than 20 low- and lower-middle-income economies offer electronic services. In Liberia company name reservation

FIGURE 10.4 Guinea-Bissau and Côte d'Ivoire are among the economies advancing the most toward the frontier in starting a business over the past 5 years



Note: The distance to frontier scores shown in the figure indicate how far each economy is from the best performance achieved by any economy on the starting a business indicators since DB2004 (2003). The scores are normalized to range between 0 and 100, with 100 representing the frontier. The data refer to the 183 economies included in DB2010 (though for practical reasons the figure does not show all 183). Barbados, Libya, Malta, Myanmar, San Marino and South Sudan were added in subsequent years. The vertical bars show the improvement in the 20 economies advancing the most toward the frontier in starting a business between 2009 and 2013.

Source: *Doing Business* database.

the requirement to obtain a document confirming payment of share capital in a bank. Ukraine eliminated the requirement to obtain approval for a corporate seal, and Suriname significantly reduced the time to obtain the president's approval for company incorporation.

Ninety-six economies have at least some type of one-stop shop for business registration, including 35 that established or improved theirs in the past 5 years. Ninety-nine economies require no paid-in minimum capital, and many others have lowered the requirement.¹¹

NOTES

This topic note was written by Valentina Saltane, Paula García Serna, Baria Nabil Daye and Fernanda Maretto de Barros.

1. Fritsch and Noseleit 2013.
2. Stangler and Litan 2009.
3. Motta, Oviedo and Santini 2010; Klapper and Love 2011.
4. Gumasing 2013.
5. Branstetter and others 2013. The study notes that the increase in the number of business registrations as a result of start-up reforms was largely due to the entry of marginal firms.
6. Mullainathan and Schnabl 2010.
7. Bruhn 2011.
8. Bruhn 2013.
9. Law No. 20.494.
10. Law No. 20.659.
11. For more information on minimum capital reforms, see the case study on minimum capital requirements.

Dealing with construction permits



Sound regulation of construction helps protect the public from faulty building practices. Besides enhancing public safety, well-functioning building permitting and inspection systems can also strengthen property rights and contribute to the process of capital formation.¹ But if procedures are too complicated or costly, builders tend to proceed without a permit.² By some estimates 60–80% of building projects in developing economies are undertaken without the proper permits and approvals.³ And because the construction permitting process generally involves licensing requirements from several different agencies, those using the process are exposed to different bureaucracies, which creates opportunities for rent seeking.

One way to adopt sound regulation is by implementing risk-based inspection systems. Such systems can help ensure a safe, well-functioning approach that does not impose overly burdensome requirements on less complex buildings. Economies at all income levels are implementing these systems to account for the varying risk levels of different buildings.⁴ In fact, there has been growing awareness in the construction industry about the advantages of a system in which less risky structures are subject to fewer inspections than more complicated ones, which might need more inspections at various stages of construction.

The United Kingdom started modifying its building control system in 2007 to add a risk-based component. The goal was to develop a risk assessment tool for building inspectors and move from strict public enforcement toward a combination of public and private practices. In 2009 the Department for Communities and Local Government partnered with the private sector to develop a risk assessment tool.⁵

High-risk projects such as hotels and movie theaters would have at least as many inspections as low-risk projects at key stages of construction—and in most cases would require additional inspections to comply with safety regulations. The use of risk assessment has improved the inspection system. Since 2008 it has eliminated 8 procedures and 49 days from the process of obtaining a construction permit and connecting to utilities, as measured by *Doing Business*.⁶

Introducing a risk-based inspection system is not the only route to sound regulation. Economies continually working to improve their building regulatory systems have also reformed in many other areas. Some are taking advantage of increasingly sophisticated technological systems that enhance not only the efficiency of the construction permitting process but also its transparency. And some are adopting performance-based building codes that focus more on outcomes and on demonstrating compliance with performance requirements.⁷ Beyond these elements, qualification requirements for inspectors, liability regimes for faulty construction, conflict resolution systems, information technology and other factors can all help strengthen building regulatory systems.

To measure the ease of dealing with construction permits, *Doing Business* records the procedures, time and cost required for a small or medium-size business to obtain the approvals needed to build a simple commercial warehouse and connect it to water, sewerage and a fixed telephone line. That includes all the inspections and certificates needed before, during and after construction of the warehouse. To make the data comparable across 189 economies, it is assumed that the warehouse is in the periurban area of

- Dealing with construction permits is easiest in Hong Kong SAR, China, where it takes 6 procedures and 71 days and costs 15.4% of income per capita to comply with requirements for building a storage warehouse and connecting it to water, sewerage and a fixed telephone line.
- *Doing Business* recorded 24 reforms making it easier to deal with construction permits worldwide between June 2012 and June 2013 and 109 over the past 5 years.
- Ukraine made the biggest improvement in the ease of dealing with construction permits in the past year.
- Ukraine has also made the fastest progress toward the frontier in regulatory practice in construction permitting since 2009.
- Among regions, Europe and Central Asia has made the biggest improvements in the ease of dealing with construction permits since 2009.
- Streamlining processes and implementing risk-based approval systems were among the most common features of construction permitting reforms in the past 5 years.

For more information on good practices and research related to dealing with construction permits, visit <http://www.doingbusiness.org/data/exploretopics/dealing-with-construction-permits>. For more on the methodology, see the section on dealing with construction permits in the data notes.

the largest business city, is not in a special economic or industrial zone and will be used for general storage.

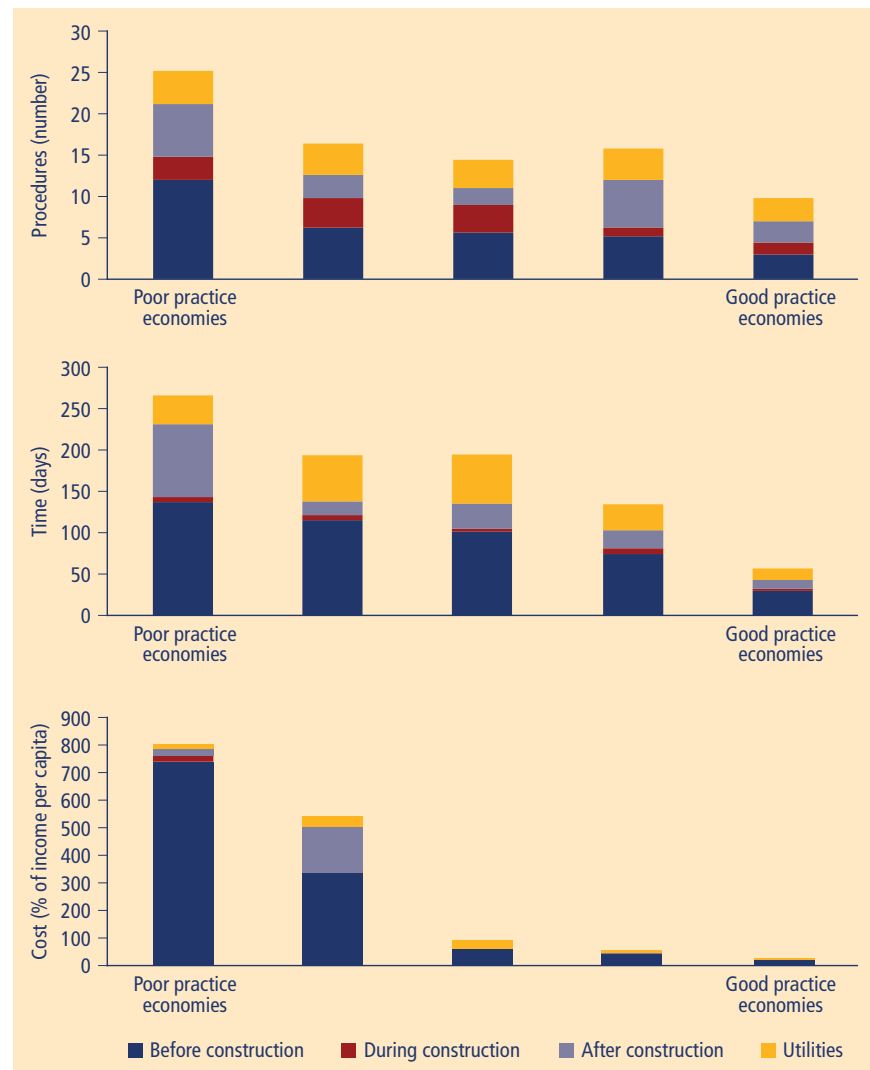
While *Doing Business* identifies burdensome practices in many economies, other hurdles are not captured by the data. For example, *Doing Business* does not address the extent to which the necessary permits may include provisional or conditional permits—which in some economies can be used as a mechanism for the authorities to impose further conditions or extract further payments once construction is under way or completed.

In economies where it is easy to obtain construction permits, many preconstruction procedures—such as clearances and approvals—are streamlined, often through a one-stop shop. Alternatively, preliminary clearances are not required and construction companies can apply for building permits when submitting the required blueprints. The average time to complete preconstruction procedures in the 5 top-ranked economies is just 30 days, compared with 137 in the 5 lowest-ranked economies (figure 11.1). Economies that make it difficult to obtain construction permits require several layers of clearances that must be obtained separately from different agencies. They often also require many more inspections. Economies ranking in the middle of the distribution require an average of 3 inspections during construction, while those ranking in the top 5 require only 1.

WHO REFORMED IN DEALING WITH CONSTRUCTION PERMITS IN 2012/13?

Between June 2012 and June 2013 *Doing Business* recorded 24 reforms making it easier to deal with construction permits and 2 making it more difficult (table 11.1). Europe and Central Asia had the most reforms making it easier, with 8. Sub-Saharan Africa had 7 making it easier but 1 making it more difficult. East Asia and the Pacific had 3 making it easier, Latin America and the Caribbean and OECD high-income economies each had 2, and South Asia and the Middle East and North Africa each had 1. OECD high-income economies also had 1 making the process more difficult.

FIGURE 11.1 Formalities before construction begins are the most time-consuming and costly part of dealing with construction permits
Averages by ranking group



Note: Poor practice economies are the 5 lowest-ranked economies on the ease of dealing with construction permits, excluding “no practice” economies. The second column represents the 5 economies ranked from 140 to 144 on the ease of dealing with construction permits. The third column represents the 5 economies ranked from 93 to 97. The fourth column represents the economies ranked from 45 to 49. Good practice economies are the 5 top-ranked economies. The “before construction” stage involves all procedures that must be completed before the start of construction, such as obtaining approvals of construction drawings and obtaining building permits. The “during construction” stage involves all procedures that occur during construction, such as on-site inspections by relevant agencies. The “after construction” stage involves all procedures that must be completed after construction for the warehouse to become operational, such as obtaining an occupancy permit and registering the warehouse. The “utilities” stage involves all procedures required to connect the warehouse to water, sewerage and a fixed telephone line, such as an on-site inspection from the relevant water authority.

Source: *Doing Business* database.

In the past year Ukraine made the biggest improvement in the ease of dealing with construction permits (figure 11.2). In mid-2012 the government adopted a risk-based approval system, classifying construction projects into 5 categories based on their complexity, with categories 1-3

being simpler buildings. This has simplified the process and streamlined the procedures needed to obtain construction permits for less complex buildings like warehouses, which fall into category 3. For warehouses the requirement to obtain a construction permit was replaced with

TABLE 11.1 Who made dealing with construction permits easier in 2012/13—and what did they do?

Feature	Economies	Some highlights
Streamlined procedures	Botswana; Costa Rica; Côte d'Ivoire; Gabon; Guatemala; Kosovo; Latvia; FYR Macedonia; Malaysia; Montenegro; Mozambique; Philippines; Poland; Russian Federation; Rwanda; Sri Lanka; Togo; Ukraine	The Russian Federation eliminated duplicate clearances from several government agencies.
Reduced time for processing permit applications	Botswana; Costa Rica; Côte d'Ivoire; Gabon; Guatemala; Latvia; Malaysia; Montenegro; Mozambique; Russian Federation; Slovenia; Sri Lanka; Turkey	Turkey implemented strict time limits to obtain a lot plan and simplified documentation requirements to obtain an occupancy permit.
Introduced or improved one-stop shop	Burundi; Gabon; Guatemala; Malaysia; Mongolia; Montenegro	Guatemala and Malaysia introduced one-stop shops for construction permits and postconstruction approvals.
Reduced fees	Kosovo; Malaysia; Malta; Mongolia; Rwanda; Sri Lanka	Sri Lanka reduced the fee to obtain a construction permit by eliminating the development tax.
Introduced or improved online services	Costa Rica; Gabon; Guatemala; Mozambique; Rwanda	Costa Rica launched an e-government platform that allows online submission of construction permit applications and streamlines internal reviews.
Introduced risk-based approvals	Botswana; Malaysia; Ukraine	Botswana clarified environmental impact assessment requirements for projects. Ukraine introduced a risk-based approval system, eliminating preconstruction utility approvals and postconstruction certification procedures.
Adopted a new building code	Azerbaijan	Azerbaijan adopted a new construction code that streamlined procedures and established official time limits for completing various procedures in the construction permitting process.
Improved building control process	Togo	Togo improved its workflow communication and implemented a standard procedure for processing applications.

Source: *Doing Business* database.

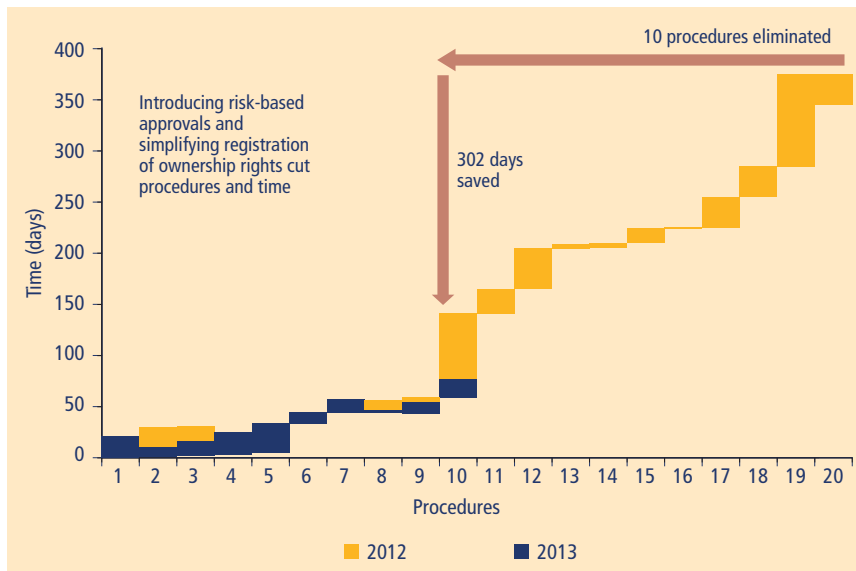
a requirement to provide notification that construction works had commenced.

In addition, the process for obtaining technical requirements was simplified

by streamlining procedures and eliminating the requirement to obtain technical requirements from the Fire Safety Department and Department of State Auto Inspection. Project supervision was

simplified by eliminating the requirement to develop a preproject city planning justification for the State Enterprises (Ukrderzhbudexpertyza) and the State Inspectorate of Architecture and Construction Control in Kiev. Ukraine also amended the Law on State Registration of Property Rights to Real Estate and Their Encumbrances, which went into effect on January 1, 2013. The law reduced the number of agencies that can register ownership rights over real estate and issue ownership certificates and introduced strict time limits for registering real estate. Together these changes eliminated 10 procedures and reduced the time for dealing with construction permits by 302 days.

FIGURE 11.2 Ukraine made dealing with construction permits faster and easier

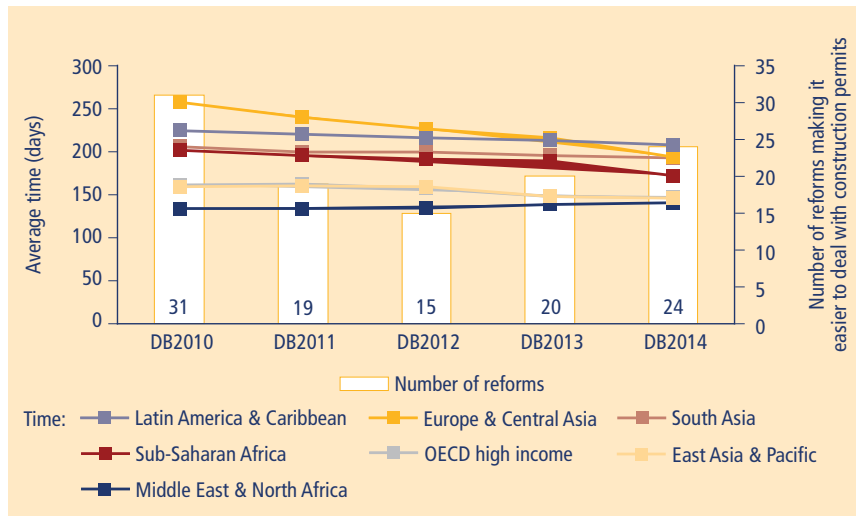


Source: *Doing Business* database.

WHAT HAVE WE LEARNED FROM 5 YEARS OF DATA?

Since 2009, 73 economies have implemented 109 reforms making it easier to deal with construction permits. Europe and Central Asia made the most reforms, with 29, followed by Sub-Saharan Africa with 26, Latin America and the Caribbean with 17, OECD high-income economies

FIGURE 11.3 Europe and Central Asia has achieved the most time savings in dealing with construction permits



Note: To ensure accurate comparisons, the figure shows data for the same 183 economies for all years, from DB2010 (2009) to DB2014 (2013). The economies added to the *Doing Business* sample after 2009 and so excluded here are Barbados, Libya, Malta, Myanmar, San Marino and South Sudan. This figure uses regional classifications for 2013.

Source: *Doing Business* database.

with 14, East Asia and the Pacific with 11, the Middle East and North Africa with 10 and South Asia with 2. Since 2009 Europe and Central Asia has achieved the most time savings, reducing the time to deal with construction permits by 64 days on average (figure 11.3).

Over the past 5 years the most common feature of these reforms was streamlining project clearances. Building approvals tend to require technical oversight by multiple agencies, and one way to simplify this process is by establishing one-stop shops. But the success of one-stop shops depends on

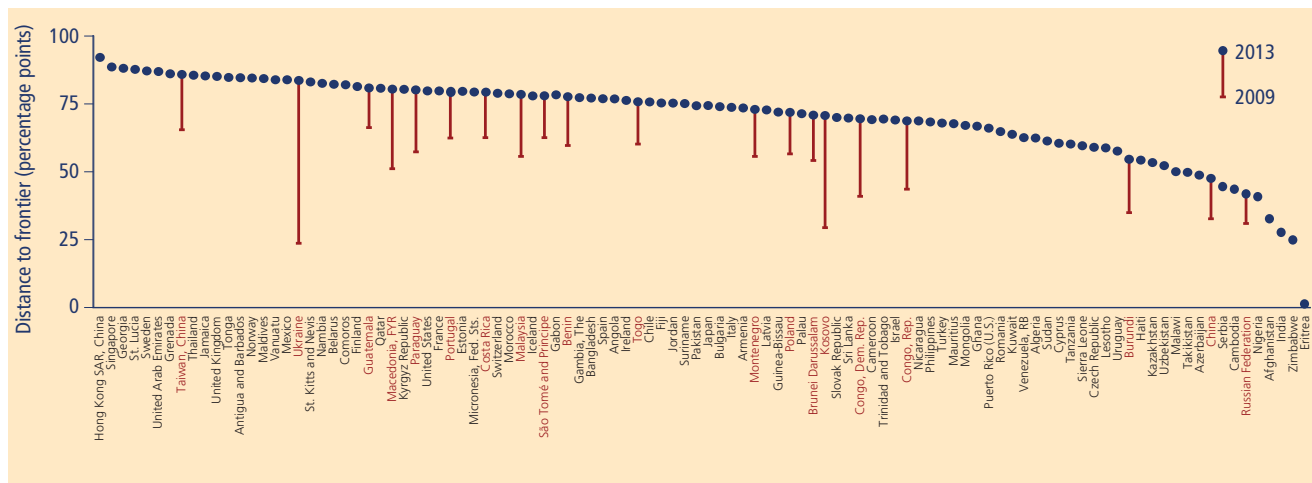
good coordination among all agencies involved and often requires overarching legislation that ensures information sharing and establishes oversight mechanisms to minimize cases of noncompliance.

In 2011 Taiwan, China established its first one-stop shop for construction permits and continues to improve its operations. By 2012 the number of procedures required to process permit applications had fallen from 25 to 11 and the time from 125 days to 94. Since 2009, 17 economies have successfully implemented one-stop shops for permit applications.

Ukraine saw the fastest progress toward the frontier in regulatory practice in construction permitting over the past 5 years (figure 11.4), largely due to the improvements in more recent years discussed above. But Ukraine began reforming construction permitting before that. In 2005 it adopted the Provincial Act on Construction of Buildings, which clearly defined procedures for obtaining permits to design and develop buildings and for drafting, approving and ensuring the accuracy of project documentation. The act also identified the main requirements for construction work.

In 2006 the Law on the System of Permits for Business Activity introduced a

FIGURE 11.4 Ukraine has advanced the most toward the frontier in dealing with construction permits over the past 5 years



Note: The distance to frontier scores shown in the figure indicate how far each economy is from the best performance achieved by any economy on the dealing with construction permits indicators since DB2006 (2005). The scores are normalized to range between 0 and 100, with 100 representing the frontier. The data refer to the 183 economies included in DB2010 (though for practical reasons the figure does not show all 183). Barbados, Libya, Malta, Myanmar, San Marino and South Sudan were added in subsequent years. The vertical bars show the improvement in the 20 economies advancing the most toward the frontier in dealing with construction permits between 2009 and 2013.

Source: *Doing Business* database.

principle under which any authorization or permit required to conduct business activity as well as procedures for its issuance must be provided for exclusively in the laws of Ukraine (as opposed to local legislation and similar regulation). The law also provided for administrative liability of officials in violation of issuance procedures. Together the 2005 and 2006 legislation cut the time to obtain a permit by 23 days.

In 2009 more dramatic changes were introduced. Legislation eliminated the need for preproject city planning approvals if projects comply with town planning documentation and rules for building in Kiev and set a limit of 10 business days

for issuing certificates of compliance. These changes reduced the number of procedures by 9 and the time to obtain a permit by 161 days. And in a region in which many economies still have cumbersome construction permitting procedures, Ukraine's reforms can serve as an example for others.

NOTES

This topic note was written by Marie Lily Delion, Anushavan Hambarzumyan, Joyce Ibrahim, Momodou Salifu Sey and Matthew Williger.

1. World Bank Group 2013b.
2. Moullier 2009.

3. De Soto 2000.
4. For more information, see the case study on risk-based inspections.
5. Berman 2012.
6. Under the *Doing Business* methodology, if a private inspection firm is hired, only 1 procedure is recorded for the firm. Subsequent inspections are not recorded. Private inspection firms tend to operate more efficiently than government agencies that conduct inspections because government agencies usually conduct other tasks as well. Furthermore, there is generally less opportunity for rent seeking with private firms.
7. World Bank Group 2013b.



Getting electricity

- Getting an electricity connection is easiest in Iceland, where it takes 4 procedures and 22 days and costs 14.4% of income per capita (\$5,554).
- *Doing Business* recorded 14 reforms making it easier to get electricity worldwide between June 2012 and June 2013—and has recorded 45 since 2010.
- The Russian Federation made the biggest improvement in the ease of getting electricity in 2012/13.
- The Russian Federation and Tanzania are among the economies making the greatest progress toward the frontier in regulatory practice in getting electricity since 2009.
- Europe and Central Asia has the most complex processes for getting electricity but also implemented the most reforms to make electricity regulations more business-friendly in 2012/13.
- Making utilities' internal processes more efficient has been the most common feature of reforms to make it easier to get electricity since 2010.

For more information on good practices and research related to getting electricity, visit <http://www.doingbusiness.org/data/exploretopics/getting-electricity>. For more on the methodology, see the section on getting electricity in the data notes.

Electricity matters for businesses. Unreliable electricity supply, lack of distribution network in rural areas and high connection costs all hinder business activity. Where the quality and accessibility of infrastructure services are good, they encourage investment, productivity and growth.¹ World Bank Enterprise Surveys in 137 economies show that firms consider getting electricity the second biggest obstacle to their business.² Self-supply is often prohibitively expensive, especially for small firms.³ The first step in getting electricity is for a customer to obtain a connection—and this is the key step that the getting electricity indicators aim to measure.

Doing Business measures the procedures, time and cost for a small to medium-size business to get a new electricity connection for a warehouse (figure 12.1). To make the data comparable across 189 economies, *Doing Business* uses a standardized case study of a new warehouse requiring a connection 150 meters long and with a power need of 140 kilovolt-amperes. The warehouse is assumed to be located in the largest business city, in an area where warehouses usually locate and electricity is most easily available.⁴

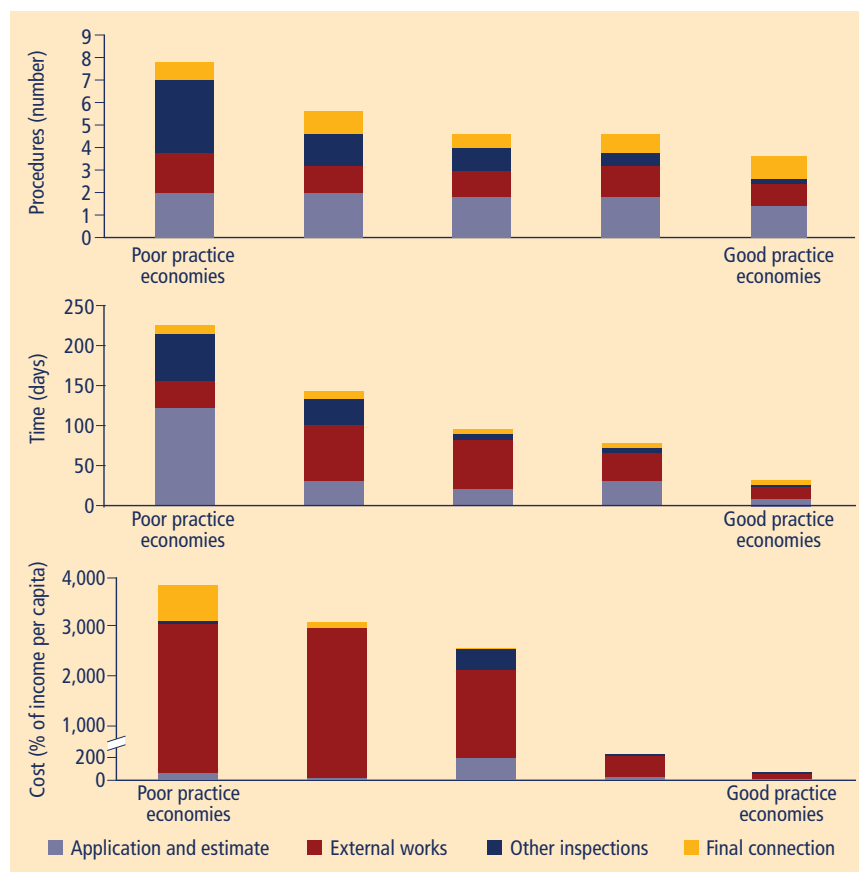
WHO REFORMED IN GETTING ELECTRICITY IN 2012/13?

Economies where getting an electricity connection is easy share several good practices. Other economies are adopting some of these practices (table 12.1). Between June 2012 and June 2013 *Doing Business* recorded 14 reforms that made getting electricity easier.

Across regions, increasing the efficiency of utilities' internal processes has been the most common reform. It is also among the most effective ways to reduce connection delays. In Colombia the utility Codensa opened a one-stop shop for builders that provides counseling on and review and approval of electricity connection projects. Codensa reduced the time to prepare feasibility studies by eliminating the preparation of quotes and enabling clients to request the studies online. Utilities in Malaysia and Sri Lanka made getting electricity easier by improving communications with contractors, introducing electronic document management systems and increasing staff and resources for inspections.

Other economies have adopted broader approaches. The Russian Federation's MOESK, Moscow's electricity utility, overhauled the steps required to obtain a connection (figure 12.2). For example, the utility now obtains excavation permits for customers and eliminated the need for them to get electricity applications from MKS, a subsidiary of MOESK. In addition, the Federal Service for Ecological, Technological and Nuclear Supervision now conducts risk-based inspections only for larger installations. And the Moscow Regional Energy Commission revised fee structures and lowered connection charges to standardized rates.⁵ These changes have halved the number of procedures required to obtain an electricity connection, reduced the time by more than 40% and cut the cost by nearly 80%, making the Russian Federation the economy that improved the most in the ease of getting electricity in 2012/13.

FIGURE 12.1 Duplicated inspections and long delays make it harder to get electricity
Averages by ranking group



Note: Poor practice economies are the 5 lowest-ranked economies on the ease of getting electricity. The second column represents the 5 economies ranked from 137 to 141 on the ease of getting electricity. The third column represents the 5 economies ranked from 90 to 94. The fourth column represents the 5 economies ranked from 45 to 49. Good practice economies are the 5 top-ranked economies. The application and estimate stage involves all procedures related to submitting an application and obtaining an estimate of the cost of works or technical conditions to obtain a connection. This stage also includes the time needed for any inspections by the electricity utility. The external works stage involves all procedures that occur during construction, such as purchasing materials and establishing the connection. The other inspections stage involves all procedures related to approval of internal wiring or the connection by agencies outside the electricity utility. The final connection stage involves all procedures required to finalize the connection, such as signing the supply contract and installing the meter.

Source: *Doing Business* database.

In Burundi the electricity utility Regideso ended its monopoly on the sale of transformers and other equipment needed for electricity connections. Since June 2012 this change has decreased the time to obtain a connection by 30 days because customers can now import materials instead of buying them from Regideso if the materials are not in the company's stock. The utility also opened a center that combines all the internal services of the utility involving new connections.

WHAT HAVE WE LEARNED FROM 5 YEARS OF DATA?

Since 2010, 41 economies have implemented 45 changes to regulations and their implementation that made it easier to get electricity. Sub-Saharan Africa made the most such reforms, with 12, followed by Europe and Central Asia with 10. The average time to connect to the electrical grid fell in Latin America and the Caribbean from 77 days to 65 and in Europe and Central Asia from 170 days to 150. In Sub-Saharan Africa it dropped from 159 days to 134 (figure 12.3).

The types of reforms recorded in getting electricity have varied by income group. Upper-middle-income economies have made the most changes in the past 4 years, with 16. More than half of these improved connection process efficiency.

TABLE 12.1 Who made getting electricity easier in 2012/13—and what did they do?

Feature	Economies	Some highlights
Improved process efficiency ^a	Belarus; Colombia; Ecuador; Malaysia; Mexico; Mongolia; Nicaragua; Sri Lanka; United Arab Emirates; Turkey	In Colombia the utility Codensa opened a one-stop shop for electricity connections and made its internal processes more efficient, reducing the time to get a connection by 60 days. Sri Lanka's Ceylon Electricity Board introduced an electronic document management system that streamlined its internal workflow and cut by 22 days the time to process new applications.
Improved regulation of connection processes and costs	Burundi; FYR Macedonia; Mongolia; Russian Federation	In the former Yugoslav Republic of Macedonia the government adopted a new distribution grid code that set time limits for approving new connections and standardized connections with capacity below 400 kilowatts. The law also fixed connection fees per kilowatt. The time to obtain an electricity connection was reduced by 44 days and the cost by 13%.
Streamlined approval process ^b	Russian Federation; Ukraine	In the Russian Federation the utility MOESK reduced the steps in getting a connection. The utility obtains permits for customers, who also no longer need electricity applications from MKS, a MOESK subsidiary. The Federal Service for Ecological, Technological and Nuclear Supervision now conducts risk-based inspections only for larger installations.

a. Refers to utilities or public agencies reengineering their internal processes to reduce the time and number of internal approvals.

b. Refers to utilities or public agencies working with each other to centralize procedures on behalf of the customer or to reduce the duplication of formalities.

Source: *Doing Business* database.

Electricity utilities in these economies tended to focus on streamlining procedures and reducing delays by making internal processes more efficient and training staff. For example, Mexico's electricity utility, Comisión Federal de Electricidad, streamlined the process for obtaining electricity, offered training to contractors and implemented a geographic information system (GIS) that maps the electricity network. This commitment has paid off: the time to obtain a new electricity connection in Mexico City dropped from 291 days in 2009 to 85 in 2013.

Most reforms in lower-middle-income economies have involved streamlining coordination among agencies to eliminate unnecessary or duplicate approval requirements. These procedures become a burden when they are carried out by several agencies, or when it is the customer and not the utility who obtains the required administrative permits for the construction works. Ukraine's Ministry of Energy and Coal Industry eliminated the need for the State Energy Inspectorate to inspect electrical installations because other agencies conduct similar inspections.

Shortening connection times and streamlining processes were not the only reforms. Since 2010, 27 economies have reduced electricity connection costs using different strategies. Trinidad and Tobago thoroughly revised its capital contribution policy, drastically lowering costs for customers to connect to the grid.⁶ Between 2009 and 2013 the Russian Federation cut the cost of an electricity connection by more than 90%. In 2012 the Republic of Korea introduced a policy under which customers pay only 30% of connection costs up front and the remaining 70% over the next 2 years, enabling entrepreneurs to invest the outstanding amount in developing their businesses.

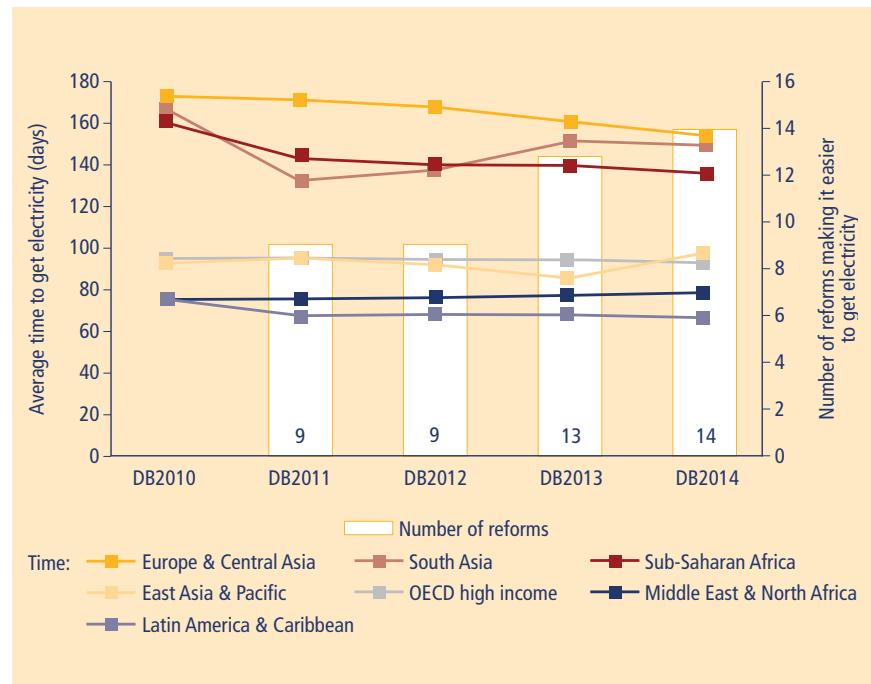
Since 2009 the Russian Federation and Tanzania have been among the economies making the most progress in narrowing the gap with the regulatory systems of economies with the most efficient practices in connecting new customers (figure 12.4).

FIGURE 12.2 The Russian Federation made obtaining an electricity connection easier, faster and cheaper



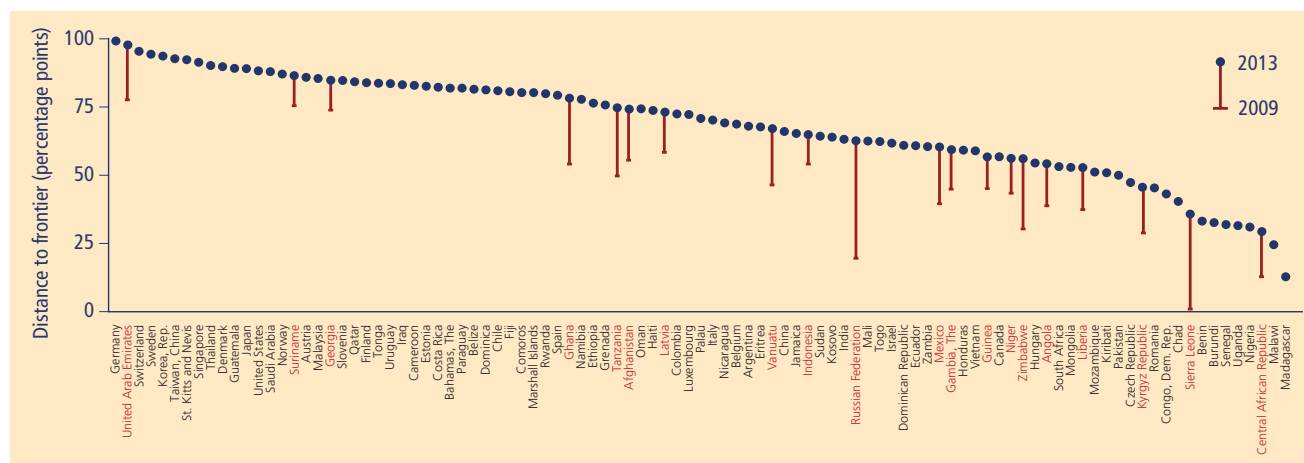
Source: Doing Business database.

FIGURE 12.3 Sub-Saharan Africa has achieved the most time savings in getting electricity



Note: To ensure accurate comparisons, the figure shows data for the same 183 economies for all years, from DB2010 (2009) to DB2014 (2013). The economies added to the *Doing Business* sample after 2009 and so excluded here are Barbados, Libya, Malta, Myanmar, San Marino and South Sudan. This figure uses regional classifications for 2013. *Doing Business* began recording reforms in getting electricity in DB2011. Source: Doing Business database.

FIGURE 12.4 The Russian Federation and Tanzania are among the economies advancing the most toward the frontier in getting electricity over the past 5 years



Note: The distance to frontier scores shown in the figure indicate how far each economy is from the best performance achieved by any economy on the getting electricity indicators since DB2010 (2009). The scores are normalized to range between 0 and 100, with 100 representing the frontier. The data refer to the 183 economies included in DB2010 (though for practical reasons the figure does not show all 183). Barbados, Libya, Malta, Myanmar, San Marino and South Sudan were added in subsequent years. The vertical bars show the improvement in the 20 economies advancing the most toward the frontier in getting electricity between 2009 and 2013.

Source: *Doing Business* database.

NOTES

This topic note was written by Iana Ashchian, Maya Choueiri, Caroline Frontigny and Jayashree Srinivasan.

1. World Bank 2010.

- World Bank Group 2010.
- limi 2008.
- For more details on the methodology, see the data notes. *Doing Business* records all the procedures, the time and the cost required for a business to obtain an electricity connection for a newly constructed building, including an extension or expansion of the existing infrastructure. All

- 3 aspects have the same weight, and the ranking on the ease of getting electricity is the simple average of an economy's percentile rankings on those 3 components.
- Resolution 421 adopted by the Moscow Regional Energy Commission on December 12, 2012.
- For more information, see the case study on Trinidad and Tobago.



Registering property

- As measured by *Doing Business*, registering property is easiest in Georgia.
- *Doing Business* recorded 31 reforms making it easier to register property worldwide between June 2012 and June 2013.
- Burundi made the biggest improvement in the ease of registering property in the past year.
- Over the past 5 years 90 economies undertook 124 reforms increasing the efficiency of property transfer procedures.
- Maldives has advanced the furthest in narrowing the gap with the most efficient practice and regulations in registering property since 2009.
- Economies that have improved their property registration systems have looked at the property transaction as a whole and implemented regulatory reforms that centralize procedures in a single agency. In addition, they have used information and communication technology or better caseload management systems to make the process faster and cheaper.

For more information on good practices and research related to registering property, visit <http://www.doingbusiness.org/data/exploretopics/registering-property>. For more on the methodology, see the section on registering property in the data notes.

Unregistered property cannot be used as collateral by banks, limiting financing opportunities for new businesses and expansion opportunities for existing ones. In developing economies only 30% of land is subject to a form of land registration.¹ Just 10% of land in Sub-Saharan Africa is registered.² Providing an efficient, transparent and affordable system to register new titles and transfer existing ones is an important first step toward guaranteeing secure access to land and improving access to credit.³

Doing Business records the full sequence of procedures needed for a business to purchase an immovable property from another business and formally transfer the property title to the buyer's name. The process starts with obtaining the required documents, such as a copy of the seller's title, and ends when the buyer is registered as the new property owner. Every procedure required by law or necessary in practice is included, whether it is the responsibility of the seller or the buyer and even if it must be completed by a third party on their behalf.

The registering property indicators identify 5 main types of procedures:

- Due diligence procedures to obtain the necessary guarantees on the security of the transaction.
- Legalization procedures to make the sale agreement legally binding.
- Tax requirement procedures to comply with tax regulations related to the transfer of a property, including inspections or surveys of the property to determine its value and thus the taxes to be paid.
- Registration procedures to register the property in the name of the new owner

and pay the associated transfer taxes.

- Publication procedures to give public notice of the intention to transfer a property so as to allow any interested third parties to object.

Economies that rank well on the ease of registering property tend to have simple procedures, effective administrative time limits, fixed registration fees, low transfer taxes and online registries (figure 13.1).

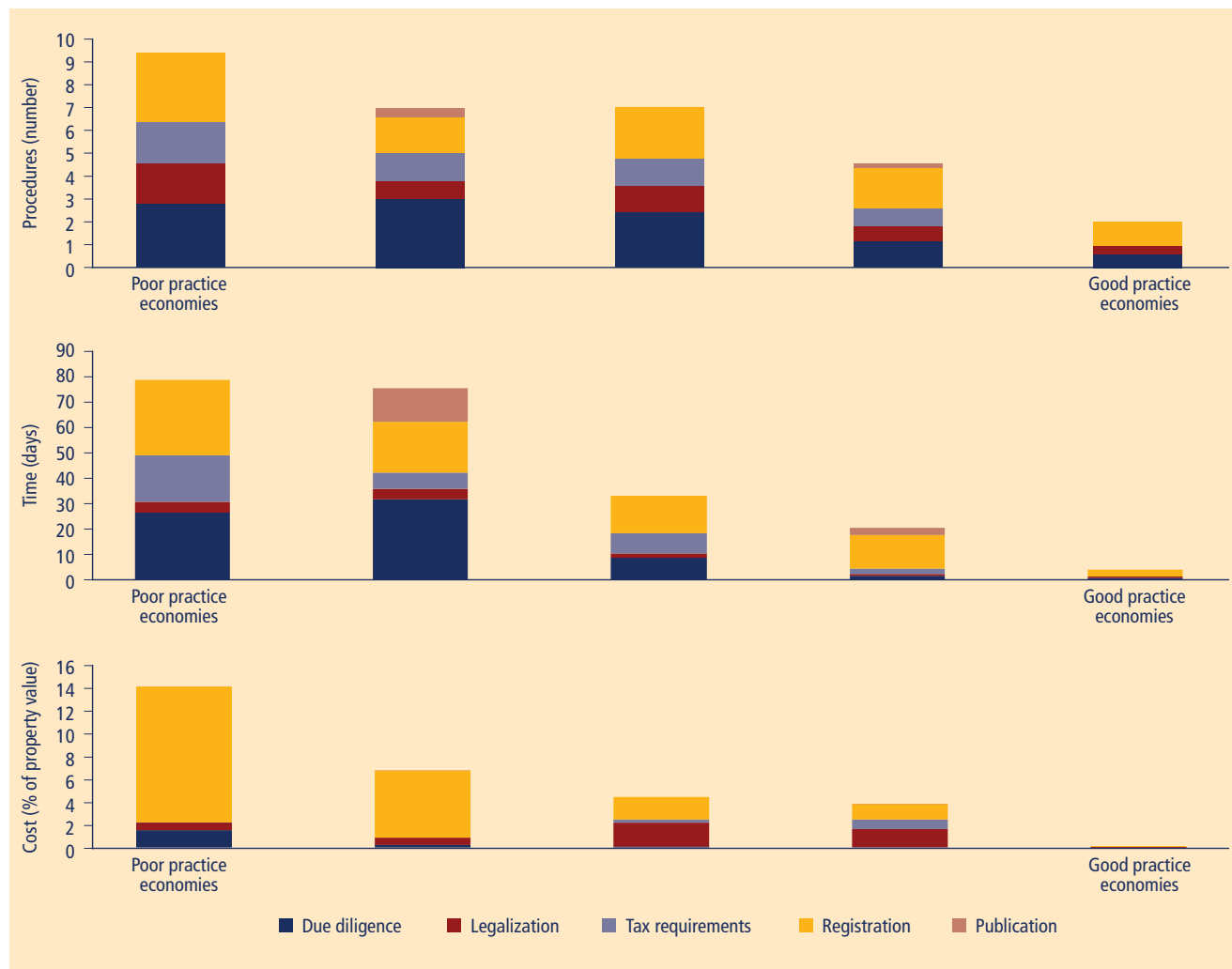
WHO REFORMED IN REGISTERING PROPERTY IN 2012/13?

In 2012/13, 31 economies made it easier for businesses to register property by reducing the time, procedures or cost required (table 13.1). The most common improvements were combining procedures, increasing administrative efficiency, computerizing registries and lowering property transfer taxes. On the other hand, 6 economies raised the cost of transferring property. No economy increased the time or number of procedures to transfer property.

Burundi made the biggest improvement in the ease of registering property in the past year by creating a one-stop shop for property registration (figure 13.2). Opened in March 2013, the one-stop shop combined the services of the municipality of Bujumbura, Burundi Revenue Authority and land registry, enabling companies to complete property transfers faster without making multiple visits to different agencies. This was the first step toward a more efficient property registration system.

Among regions, Sub-Saharan Africa made the most reforms making it easier

FIGURE 13.1 Registration and due diligence are the most cumbersome aspects of transferring property
Averages by ranking group



Note: Poor practice economies are the 5 lowest-ranked economies on the ease of registering property, excluding “no practice” economies. The second column represents the 5 economies ranked from 140 to 144 on the ease of registering property. The third column represents the 5 economies ranked from 93 to 97. The fourth column represents the 5 economies ranked from 45 to 49. Good practice economies are the 5 top-ranked economies.

Source: *Doing Business* database.

to register property in 2012/13. For example, Guinea-Bissau opened a notary office in charge of property-related transactions. Lesotho eliminated the ministerial approval for property transfers and recruited new staff at the registry. Uganda reduced time by introducing a new system, eStamp, for certifying documents subject to a stamp duty.

In Europe and Central Asia new fast-track procedures and time limits were successfully enforced. In addition, land and building databases were being

digitized. In the Russian Federation the creation of a unified electronic land and property database eliminated the need for applicants to visit Bureau of Technical Inventory offices and obtain cadastral passports. In addition, Ukraine introduced a new system of registration of property rights and encumbrances over real property. The system requires sellers to re-register titles before transferring them to buyers.

Online procedures were introduced by some OECD high-income economies.

The Netherlands made it possible to submit deed registrations and obtain documentation related to property transfers online. In the United Kingdom, the Land Registry for England and Wales introduced electronic lodgment of property transfer applications.

Between 2012 and 2013 average property transfer costs went down. But diverging trends appeared within income groups. Though low-income economies made transferring property more affordable (reducing the cost from 7.9% of

TABLE 13.1 Who made registering property easier in 2012/13—and what did they do?

Feature	Economies	Some highlights
Combined or reduced procedures	Burundi; Italy; Kosovo; Montenegro; Panama; Rwanda; Ukraine	Kosovo and Montenegro introduced new notary systems and combined procedures for drafting and legalizing sale and purchase agreements. Rwanda cut 2 procedures by eliminating the property valuation requirement for tax purposes.
Increased administrative efficiency	France; Guinea-Bissau; Lesotho; Morocco; Suriname; United Arab Emirates	France reorganized its land registry and reduced the time for registering a deed of sale by 10 days. The United Arab Emirates extended the working hours of the Dubai Land Registry, making property transfers 4 days faster.
Computerized procedures	Cape Verde; Liberia; FYR Macedonia; Uganda	Cape Verde and the former Yugoslav Republic of Macedonia digitized their land registries. Liberia stopped writing deeds by hand and computerized its land registry—reducing the time to transfer property by 6 days.
Introduced online procedures	Netherlands; Singapore; United Kingdom	Singapore introduced an online fast-track registration process for single transfers, enabling property transfers to be completed in 1 day.
Introduced fast-track procedures	Belarus; Kazakhstan	Belarus cut the time to register property by 5 days by implementing an expedited procedure. Kazakhstan introduced a fast-track procedure, saving 16 days.
Set up effective time limits	Russian Federation	The Russian Federation introduced a 20-day limit for the Federal Service of State Registration, Cadastre and Cartography to transfer a property.
Reduced taxes or fees	The Bahamas; Chad; Côte d'Ivoire; Guinea; Malawi; Niger; Senegal; United Arab Emirates; Uzbekistan	Guinea decreased the transfer tax from 10% to 5%. Senegal lowered the transfer tax from 15% to 10%.

Source: Doing Business database.

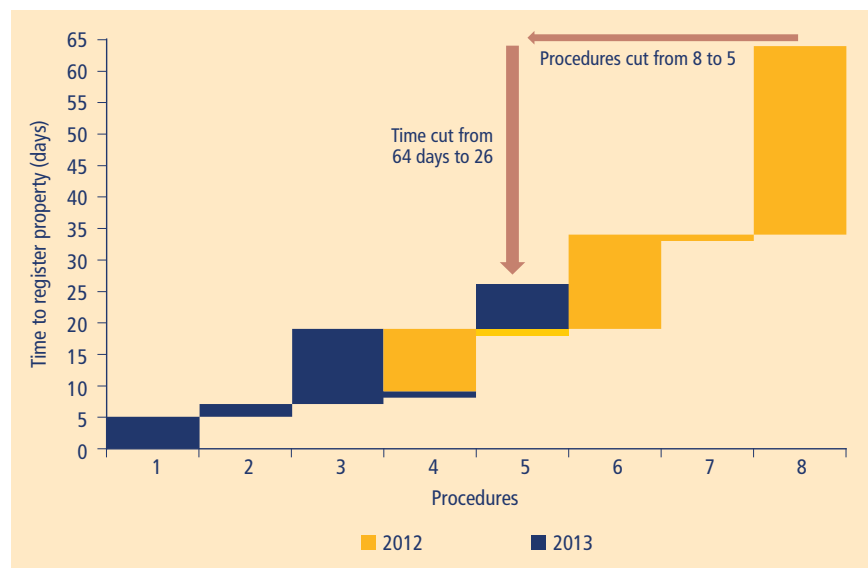
the property value to 7.5% on average), 6 middle- and high-income economies raised property transfer taxes. In February 2013, to slow down the real estate market and prevent the risk of a bubble, Hong Kong SAR, China doubled its stamp duty (from 3.75% to 7.5% for commercial properties worth 6.72–20 million Hong Kong dollars).

WHAT HAVE WE LEARNED FROM 5 YEARS OF DATA?

Over the past 5 years the average time to transfer property worldwide fell by 15 days, from 65 to 50, and the average cost by 0.2 percentage point, from 6% of the property value to 5.8% (figure 13.3).

Computerizing property transfer processes helps reduce processing times and enhance efficiency. In the 45 economies that computerized procedures—as diverse as Malaysia, the Netherlands and Sierra Leone—the average time to transfer a property was cut in half, from 64 days to 32, over the past 5 years. Going electronic also makes it easier to identify errors and overlapping titles, improving title security.

FIGURE 13.2 Burundi made transferring property faster and easier

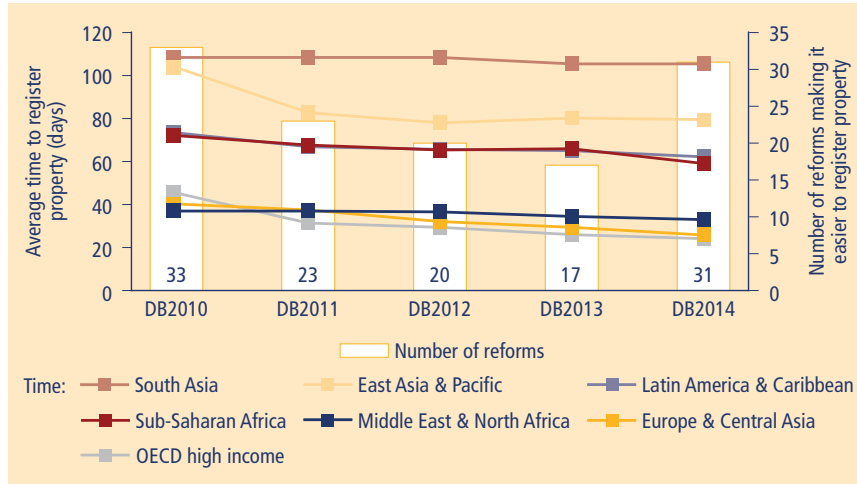


Source: Doing Business database.

Implementing a fully computerized system takes several years and requires a step-by-step approach. In the past the Danish property registration system was time consuming, and government employees had to maintain an archive of 80 million paper documents.

Information was kept by local district courts that were not connected. As a preliminary step, all the information stored in local courts had to be centralized in a single place. This is why a unified land registry was set up in the city of Hobro.

FIGURE 13.3 The average time to transfer property is falling worldwide



Note: To ensure accurate comparisons, the figure shows data for the same 183 economies for all years, from DB2010 (2009) to DB2014 (2013). The economies added to the *Doing Business* sample after 2009 and so excluded here are Barbados, Libya, Malta, Myanmar, San Marino and South Sudan. This figure uses regional classifications for 2013.

Source: *Doing Business* database.

In 2009 the Danish government began modernizing its land registry by digitizing and automating property registration. Processes had to be streamlined and re-organized. The centralized land registry initiated its computerization and records

were progressively digitized. Once digitization was complete, the land registry introduced electronic lodgment of property transfers. By 2011 property transfer applications were only accepted online and the information technology system

started screening applications in a fast and efficient way. As a result, over 5 years the time to transfer a property was slashed from 42 days to 4 (figure 13.4).

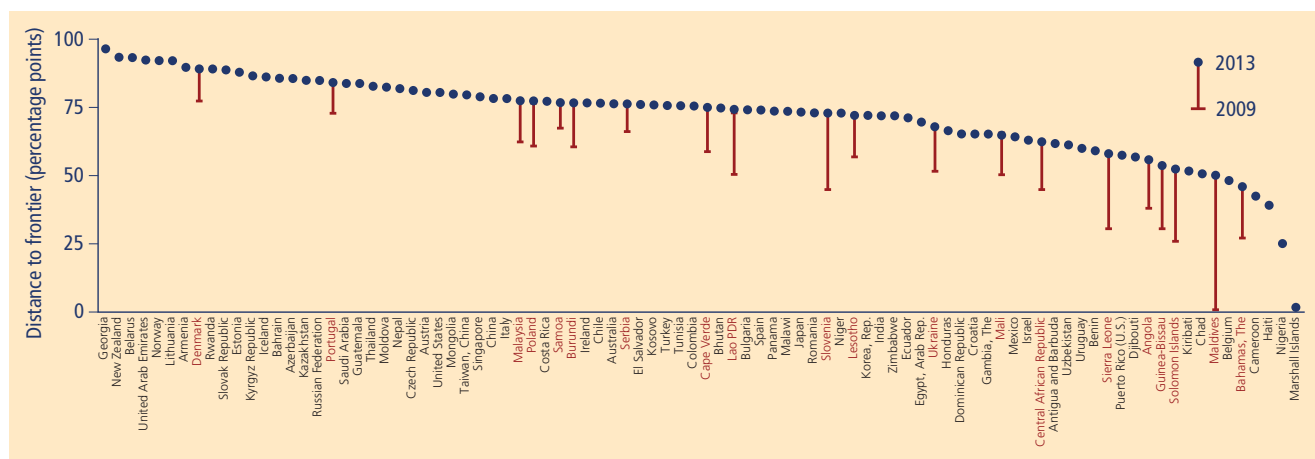
The Danish system was designed to respond to the needs of a variety of stakeholders, from citizens to financial institutions. With online access to a single source of land registry information, citizens and businesses could transfer property on their own with no third party and get information on any property. In addition, the Danish financial sector created a central hub for sharing land registration data between banks and the land registry—facilitating access to information and credit.

NOTES

This topic note was written by Edgar Chavez Sanchez, Laura Diniz, Frédéric Meunier and Parvina Rakhimova.

1. UN-Habitat 2012.
2. UNDP 2008.
3. For instance, Dower and Potamites (2012), in a recent paper on land titling, find that possessing a formal land title is an important factor in accessing formal credit in Indonesia.

FIGURE 13.4 Maldives, Denmark and Portugal are among the economies advancing the most toward the frontier in registering property over the past 5 years



Note: The distance to frontier scores shown in the figure indicate how far each economy is from the best performance achieved by any economy on the registering property indicators since DB2005 (2004). The scores are normalized to range between 0 and 100, with 100 representing the frontier. The data refer to the 183 economies included in DB2010 (though for practical reasons the figure does not show all 183). Barbados, Libya, Malta, Myanmar, San Marino and South Sudan were added in subsequent years. The vertical bars show the improvement in the 20 economies advancing the most toward the frontier in registering property between 2009 and 2013.

Source: *Doing Business* database.



Getting credit

- Malaysia and the United Kingdom remain tied at the top of the ranking on the ease of getting credit.
- Between June 2012 and June 2013 *Doing Business* recorded 9 reforms strengthening legal rights of borrowers and lenders and 20 improving credit information systems. Since 2009, 49 economies have implemented 53 reforms to strengthen legal rights, and 77 have implemented 100 reforms to deepen credit information.
- Palau made the biggest improvement in the ease of getting credit in the past year.
- Ghana is among the 10 economies making the fastest progress toward the frontier in regulatory practice in the area of getting credit since 2009.
- In the past 5 years Pacific island economies have made concerted efforts to improve their secured transactions and credit information systems.
- Implementing collateral registries was among the most common features of reforms strengthening legal rights of borrowers and lenders. Among economies improving credit information systems, the most common change was establishing a new credit registry or bureau.

For more information on good practices and research related to getting credit, visit <http://www.doingbusiness.org/data/exploretopics/getting-credit>. For more on the methodology, see the section on getting credit in the data notes.

Promoting access to finance for small and medium-size firms has been on the agenda of national governments and the international community for many years, with an increased focus since the recent financial crisis. These firms are more likely than large ones to face constraints on credit in all regions of the developing world.¹ There are many reasons why firms, especially small and medium-size ones, do not get the finance they need. *Doing Business* focuses on 2 regulatory areas in which governments can take measures making it easier for firms to get credit.

Doing Business measures 2 types of systems and institutions that can facilitate access to finance and improve its allocation: the legal rights of borrowers and lenders in secured transactions and bankruptcy laws and the strength of credit registries and bureaus. These systems and institutions work best together.² Legal rights can facilitate the use of collateral and the ability to enforce claims in the event of default, while information is one tool to help creditors assess the creditworthiness of borrowers.

For legal rights, the World Bank and other international institutions have recognized that secured credit is more widely available to businesses in economies with efficient, effective laws that provide for consistent, predictable outcomes for secured lenders in the event of nonpayment by borrowers.³ Sharing credit information through credit registries and bureaus facilitates access to credit because it can empower both lenders and borrowers. By reducing information asymmetries, it enables lenders to make more informed decisions. And it allows borrowers to develop good reputations for repayment, which they can use as collateral, supplementary to traditional collateral that they might not have.

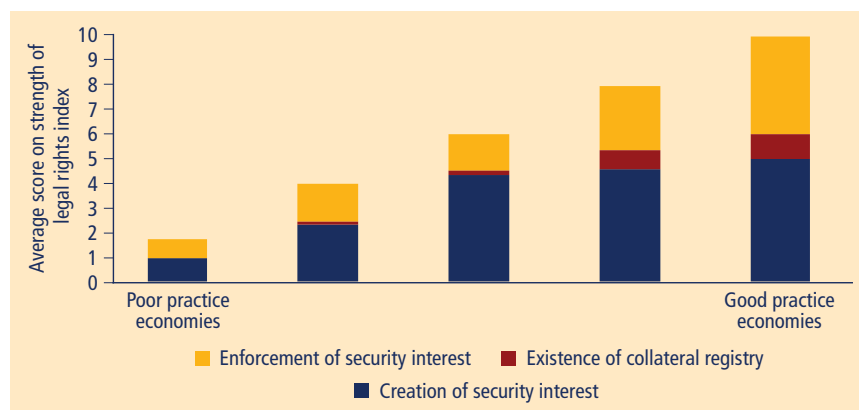
The legal rights of borrowers and lenders and the strength of credit reporting systems are assessed by 2 sets of measures. The first analyzes the legal framework for secured transactions by looking at how well collateral and bankruptcy laws facilitate lending. The second examines the coverage, scope and quality of credit information available through public credit registries and private credit bureaus. But these institutions are not enough to guarantee access to finance for small and medium-size firms or firms in general, because the availability of credit depends on many other factors as well.

Rankings on the ease of getting credit are based on the sum of the strength of legal rights index and the depth of credit information index. The getting credit indicators make it possible to compare economies in different parts of the world. Such comparisons show, for example, that the existence of an institution that efficiently records security interests in companies' movable property is strongly correlated with a higher score on the strength of legal rights index (figure 14.1).

Credit registries and bureaus aim to achieve 3 main goals in credit reporting: to cover as many targeted borrowers as possible, to provide as much information in credit reports as possible and to guarantee the privacy of the information and the accuracy of products and services.

Most credit registries and bureaus start by building inclusive databases covering both firms and individuals and both big and small loans (figure 14.2). As they develop, registries and bureaus tend to broaden the type of information provided in credit reports. While some registries and bureaus receive only negative credit information from banks and

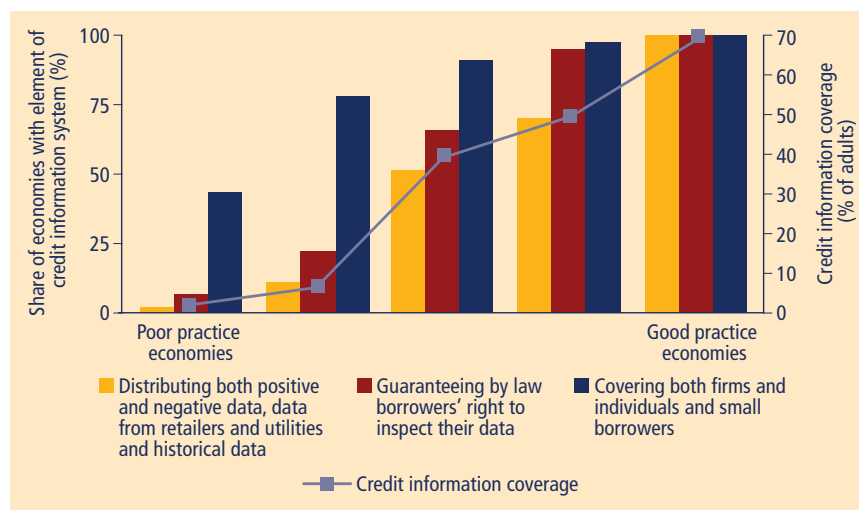
FIGURE 14.1 The biggest variations in the strength of secured creditors' rights are in the existence of collateral registries and the creation of security interests



Note: Poor practice economies are the 15 economies that score 1–2 of 10 points on the strength of legal rights index. The second column represents the 19 economies that score 4 points, the third column the 31 economies that score 6 points and the fourth column the 15 economies that score 8 points. Good practice economies are the 10 economies that score the maximum 10 points.

Source: *Doing Business* database.

FIGURE 14.2 More developed credit information systems have higher coverage rates



Note: Poor practice economies are the 15 economies that score 1 of 6 points on the depth of credit information index. The second group represents the 18 economies that score 2–3 points, the third group the 32 economies that score 4 points and the fourth group the 57 economies that score 5 points. Good practice economies are the 31 economies that score the maximum 6 points. The figure excludes the 35 economies that do not have a credit registry or bureau and the 1 economy that has a registry but scores 0 points. Credit information coverage is not included in the calculation of rankings on the ease of getting credit. For economies with both a credit registry and a credit bureau, the credit information coverage is the higher of the 2.

Source: *Doing Business* database.

other financial institutions, the more advanced ones collect positive credit information as well. Three credit registries and 55 credit bureaus also include retailers and utilities as data providers. Many registries and bureaus distribute more than 2 years of historical data, including on repaid defaults.

WHO REFORMED IN GETTING CREDIT IN 2012/13?

In 2012/13, 9 economies improved secured transactions legislation or strengthened secured creditors' rights in bankruptcy procedures (table 14.1). Globally

Palau improved the most in the ease of getting credit in 2012/13 with the implementation of a new legal framework for secured transactions.

Three economies in Europe and Central Asia made major reforms by amending existing laws or implementing new ones. Lithuania amended the Civil Code (chapters on pledges and mortgages) and Code of Civil Procedure, making it possible to create a pledge over a property complex. This means that debtors can now use as collateral any group of movable assets, whose configuration or composition is constantly changing. The amendments also made it possible to create an enterprise mortgage using part of or the whole business enterprise as collateral, including its immovable property. In addition, the execution procedure for pledges was simplified to allow for speedier out-of-court enforcement.

Secured transactions legislation was also changed in other regions. In Sub-Saharan Africa the Democratic Republic of Congo joined the Organization for the Harmonization of Business Law in Africa by adopting the Uniform Act on Secured Transactions. Djibouti adopted a new Commercial Code that regulates security interests over movable property and secured creditors' rights in bankruptcy. Rwanda continued improving its legal framework by adopting a new Law on Security Interests over Movable Property.

Latin America and the Caribbean is the only region where no reforms were recorded in the areas covered by the strength of legal rights index. But reforms are expected in the near future in at least 3 economies. Colombia's Congress recently approved a new secured transactions law, and Costa Rica and El Salvador plan to follow suit in the next few months.

In 2012/13, 20 economies improved their credit reporting systems (table 14.2). Eleven of these—Australia, Bhutan, China, Georgia, Indonesia, Jamaica, Latvia, the Philippines, Singapore, Tanzania and Vietnam—enhanced access to credit information by adopting laws or regulations improving frameworks for sharing credit

TABLE 14.1 Who strengthened legal rights of borrowers and lenders in 2012/13—and what did they do?

Feature	Economies	Some highlights
Expanded range of movable assets that can be used as collateral	Democratic Republic of Congo; Djibouti; Lithuania; Palau	Palau's Secured Transactions Act established that all types of movable assets, present or future, can be used as collateral to secure loans. Moreover, the act allows a general or specific description of the collateral and states that any types of obligations can be secured with movable property.
Created a unified registry for movable property	Afghanistan; Republic of Korea	Afghanistan introduced an online national registry that allows for registration of notices and searches of liens on movable property. Searches can be performed using the identification number of the debtor.
Expanded the types of obligations that can be secured with movable property	FYR Macedonia; Rwanda	Rwanda's Law on Security Interests over Movable Property repealed the previous legal framework for secured transactions, clearly defining the types of obligations that can be secured with movable property.
Strengthened rights of secured creditors during reorganization procedures	Moldova	Moldova's new insolvency law changed reorganization procedures, specifying conditions under which secured creditors can apply for relief of the moratorium during insolvency and restructuring proceedings.

Source: *Doing Business* database.

information or protecting borrowers' right to inspect their data.

Most credit information reforms provided for the licensing and establishment of future registries or bureaus. Credit bureaus are often established after the financial industry sees the need for a credit reporting system to support informed decisions and facilitate fact-based risk management. Historically, credit registries started as internal databases in central banks with the goal of supervising financial activities in economies to allow for better enforcement of regulations. Over time many of these registries started issuing credit reports to share information externally because functioning credit information systems did not exist.⁴ The Bank of Tanzania enacted new credit bureau regulations and issued the first licenses to 2 credit bureaus at the end of 2012.

Tajikistan, Tonga and Vanuatu established credit bureaus in 2012/13, and Brunei Darussalam created a credit registry. The new credit bureaus and registry in these 4 economies collect and distribute data on both individuals and firms and on loan amounts below 1% of income per capita. The credit registry in Brunei Darussalam and credit bureau in Tajikistan also distribute both positive and negative credit information as well as guarantee borrowers' right to inspect their data.

WHAT HAVE WE LEARNED FROM 5 YEARS OF DATA?

Worldwide, 74 of 183 economies have advanced toward the frontier in regulatory practice in getting credit since 2009. Among the 10 economies narrowing the

gap the most, Ghana improved the legal rights of borrowers and lenders in secured transactions and the sharing of credit information (figure 14.3). In 2008 Ghana began reforming its legal framework and registration mechanism for movable collateral. When the Borrowers and Lenders Act was enacted that year, the Bank of Ghana established a collateral registry. By June 2013 more than 53,000 security interests had been registered by financial institutions. These account for more than \$10 billion in loans secured with movable property—loans that have benefited more than 7,000 small and medium-size enterprises and 30,000 micro-enterprises.⁵

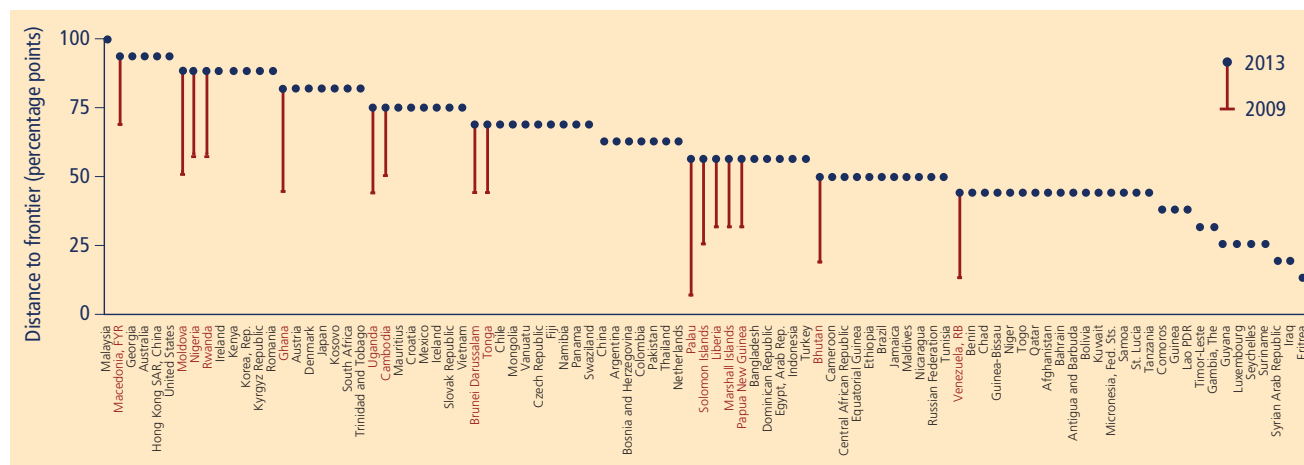
In 2010 XDS Data Ghana, the country's first credit bureau, started operations. By January 1, 2013, it listed 1,357,230 individuals and 170,141 firms with information

TABLE 14.2 Who improved the sharing of credit information in 2012/13—and what did they do?

Feature	Economies	Some highlights
Improved regulatory framework for sharing credit information	Australia; Bhutan; Georgia; Indonesia; Jamaica; Latvia; Tanzania; Vietnam	Tanzania adopted regulations that provide for the licensing of credit bureaus and specify the functions and purposes of their databases.
Expanded set of information collected and distributed by credit registry or bureau	Bahrain; Mauritius; Ukraine; Uzbekistan; Venezuela, RB	Bahrain's credit bureau started distributing payment histories from retailers.
Created a credit registry or bureau	Brunei Darussalam; Tajikistan; Tonga; Vanuatu	Brunei Darussalam established a credit registry that retrieves and provides information from private commercial banks and finance corporations.
Guaranteed by law borrowers' right to access data	Bhutan; China; Philippines; Singapore	In China the new Credit Information Industry Regulations guarantee borrowers' right to access their data in the credit registry free of charge twice a year.

Source: *Doing Business* database.

FIGURE 14.3 Ghana is among the 10 economies advancing the most toward the frontier in getting credit over the past 5 years



Note: The distance to frontier scores shown in the figure indicate how far each economy is from the best performance achieved by any economy on the getting credit indicators since DB2005 (2004). The scores are normalized to range between 0 and 100, with 100 representing the frontier. The data refer to the 183 economies included in DB2010 (though for practical reasons the figure does not show all 183). Barbados, Libya, Malta, Myanmar, San Marino and South Sudan were added in subsequent years. The vertical bars show the improvement in the 16 economies advancing the most toward the frontier in getting credit between 2009 and 2013.

Source: *Doing Business* database.

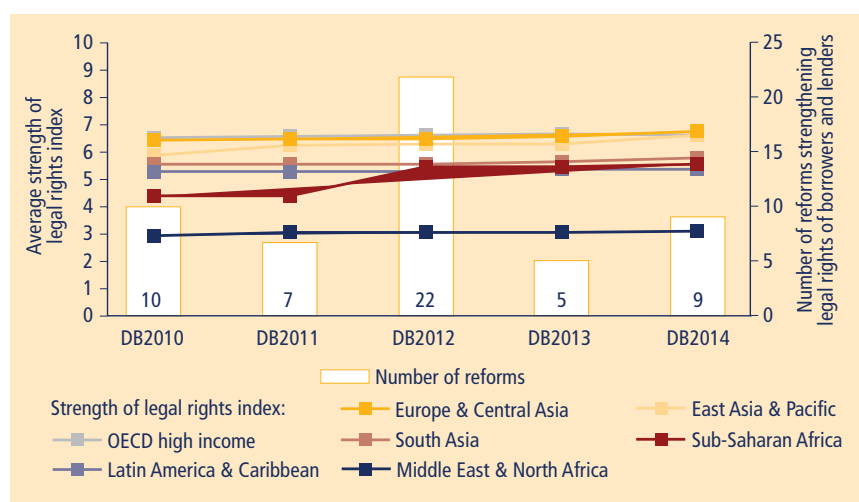
on their borrowing history from the previous 5 years. All financial institutions and insurance companies are required to provide data on loans of all sizes to the credit bureau. Lenders can access valuable information on firms and individuals—such as payment history, default information, property information and loan guarantor details.

Strengthening legal rights

High rankings on the strength of legal rights index capture economies where laws allow registered entities to easily use movable property as collateral—while secured creditors' rights are protected. In the past 5 years *Doing Business* has recorded 53 reforms affecting the strength of legal rights index.

Economies in East Asia and the Pacific have consistently improved secured transactions regimes for small and medium-size firms (figure 14.4). Various Pacific island economies have implemented new secured transactions legislation and registries. Over the past year Palau replaced an outdated framework with a new Secured Transactions Act. Since 2006 the Marshall Islands, the Federated States of Micronesia, Samoa, the Solomon Islands, Tonga and Vanuatu have passed new collateral laws that strengthened their secured transactions regimes.

FIGURE 14.4 Europe and Central Asia and OECD high-income economies remain at the top on the strength of legal rights index



Note: To ensure accurate comparisons, the figure shows data for the same 183 economies for all years, from DB2010 (2009) to DB2014 (2013). The economies added to the *Doing Business* sample after 2009 and so excluded here are Barbados, Libya, Malta, Myanmar, San Marino and South Sudan. This figure uses regional classifications for 2013.

Source: *Doing Business* database.

All these laws except Samoa's took a unitary approach to secured transactions, treating all types of security interests in movable property—such as pledges, charges and financial leases—equally in terms of creation, publicity, priority and enforcement. Among their many modern features, the new laws broadened the range of assets that can be used as collateral. The types of obligations—such as future or conditional obligations—that can be secured with movable property were also broadened. The new frameworks provide for clear priority rules outside bankruptcy and out-of-court enforcement procedures for secured creditors, so they can provide credit on more favorable terms.

A key feature of these reforms was the establishment of notice-based collateral

registries, where security rights are publicized and subsequently effective against third-party claims. The Marshall Islands, the Federated States of Micronesia, Palau, the Solomon Islands, Tonga and Vanuatu have established such registries. In economies that introduce modern movable collateral registries, firms tend to receive increased access to bank finance, lower interest rates and longer loan maturities. Recent studies show that the impact of a new collateral registry can be economically significant. In economies with such reforms, the number of firms with access to bank finance increases by about 8% on average, with a 3 percentage point reduction in interest rates and a 6-month extension of the maturity of loans. And a bigger positive impact is felt by smaller firms.⁶

Reform momentum in the region seems to be continuing. Papua New Guinea is awaiting the implementation of a new collateral registry. A new secured transactions regime is also expected in Samoa, which adopted collateral provisions for corporations with its 2001 Companies Act and passed the Personal Property Securities Act in 2013, which is pending implementation of its collateral registry. After East Asia and the Pacific, Latin America and the Caribbean is the other region where economies have established the most collateral registries, with Chile, Guatemala, Honduras and Mexico doing so in the past 5 years.

Other regions have also made great strides in improving their collateral regimes. Europe and Central Asia has slightly surpassed OECD high-income economies as the region with the highest average score on the strength of legal rights index. In the past 5 years 9 economies in Europe and Central Asia—including Estonia, Georgia, Kazakhstan, Lithuania and the former Yugoslav Republic of Macedonia—have modernized their secured transactions systems, compared with 4 OECD high-income economies (Australia, the Republic of Korea, Poland and Sweden).

Sub-Saharan Africa has the most economies reforming secured transactions, with 22—17 of which became members of the Organization for the Harmonization of Business Law in Africa and

adopted the Uniform Act on Secured Transactions. Overall, 16 economies, representing all regions except the Middle East and North Africa, introduced collateral registries over the past 5 years. Nevertheless, enactment of secured transactions laws is planned for Jordan, the United Arab Emirates, and West Bank and Gaza. The reform process has also started in Morocco.

Deepening credit information

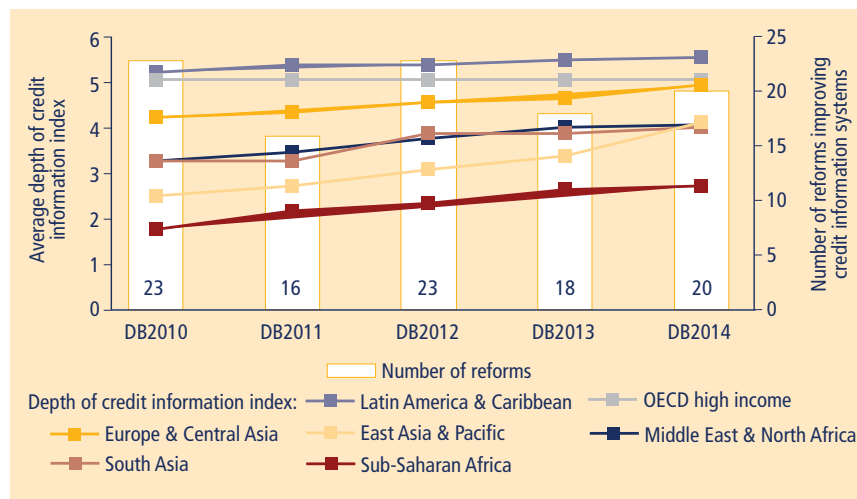
In the past 5 years 77 economies—half of those with a credit reporting system as recorded by *Doing Business* (154 in total)—implemented 100 regulatory reforms to improve their credit information systems (figure 14.5). All 7 regions implemented at least 1 reform a year in the past 5 years except in 2011, when only 5 regions made such reforms. East Asia and the Pacific is the region implementing the most reforms in the past year, with 8.

Since 2009, 23 economies have passed legislation that provides borrowers with the right to access data held on them.⁷

These include 5 in East Asia and the Pacific (China, Mongolia, the Philippines, Singapore, Vietnam), 5 in Europe and Central Asia (Cyprus, Montenegro, Serbia, Tajikistan, Uzbekistan), 4 in the Middle East and North Africa (Algeria, Oman, West Bank and Gaza, the Republic of Yemen), 4 in Sub-Saharan Africa (Angola, Ethiopia, Rwanda, Sierra Leone), 3 in Latin America and the Caribbean (Colombia, Costa Rica, Guatemala), 1 in South Asia (Bhutan) and 1 OECD high-income economy (the Slovak Republic).

Today 111 of the 189 economies covered by *Doing Business* guarantee by law consumers' right to access their credit information. In the other 78 economies borrowers do not have that right by law, though many credit registries and bureaus allow borrowers to inspect their own data in practice. While some credit registries and bureaus charge a fee for the access, more than half of the responding registries and bureaus grant free access at least once a year or under certain circumstances (such as following an adverse action by a lender).⁸

FIGURE 14.5 Latin America and the Caribbean leads the world in the depth of credit information index



Note: To ensure accurate comparisons, the figure shows data for the same 183 economies for all years, from DB2010 (2009) to DB2014 (2013). The economies added to the *Doing Business* sample after 2009 and so excluded here are Barbados, Libya, Malta, Myanmar, San Marino and South Sudan. This figure uses regional classifications for 2013. The data on the depth of credit information index exclude the 35 economies that do not have a credit registry or bureau: 12 in Latin America and the Caribbean, 11 in Sub-Saharan Africa, 7 in East Asia and the Pacific, 2 in the Middle East and North Africa, 1 in Europe and Central Asia, 1 in South Asia and 1 OECD high-income economy.

Source: *Doing Business* database.

Many economies expanded the coverage of borrowers by lowering the minimum threshold for loans included in registry or bureau databases.⁹ From 2009 to 2013 the number of economies with a minimum loan threshold below 1% of income per capita (including those where loans of all sizes are reported) increased from 104 to 129. The minimum threshold is often lowered by enacting new laws and regulations. In 2012 Algeria issued a Regulation on the Organization and Functioning of the Risk Center requiring banks and other financial institutions to declare all loans every month. In Brazil a circular that went into force in 2011 reduced the minimum threshold for loans reported by the central bank's credit information system by 80%. In 2010 Mongolia's credit registry eliminated the minimum threshold for loans included in its database. As a result the registry's coverage doubled after just 1 year.

Globally 8 economies expanded the set of information collected and distributed by adding data from retailers and utilities to credit reports. In 2010 Armenia adopted a decree granting the Armenian Credit Reporting Agency access to data of 3 national utility companies (Armenian Water and Sewerage, Electric Networks of Armenia and ArmRosGazprom). In 2011 the Bank of Mauritius Act went into force, extending coverage by the Mauritius Credit Information Bureau to all institutions offering credit facilities—including leasing facilities, hire-purchase companies and utilities.

Including credit information from retailers and utilities is an effective way of expanding the range of information distributed by credit registries and bureaus. Information on payment of, say, electricity and

phone bills can help establish good credit histories for people without previous bank loans or credit cards. In Rwanda, when 2 mobile phone companies and an electricity and gas company started providing credit information in 2011, the country's credit bureau saw an immediate 2% increase in the number of firms and individuals registered in its database. Today credit registries and bureaus in 57 economies collect and distribute credit information from retailers and utilities.

Two other prominent features of credit information reforms were the development of online platforms to retrieve data and the provision of additional value added services. In the past 5 years 8 economies have established online platforms that allow for the retrieval and exchange of credit information. Credit bureaus also offer fraud detection, debt collection, marketing services and credit scoring, while credit registries offer ratings to financial institutions and other services to financial supervisors.

In the past 5 years 19 economies established credit registries or bureaus. Seven are in East Asia and the Pacific (Brunei Darussalam, Cambodia, the Lao People's Democratic Republic, Papua New Guinea, Timor-Leste, Tonga, Vanuatu), 5 in Sub-Saharan Africa (Ethiopia, Ghana, Rwanda, Sierra Leone, Uganda), 4 in Europe and Central Asia (Cyprus, the former Yugoslav Republic of Macedonia, Moldova, Tajikistan), 2 in the Middle East and North Africa (the Islamic Republic of Iran, Morocco) and 1 in South Asia (Bhutan).

In China the introduction of a public credit registry increased access to credit when banks learned additional

information about borrowers through the registry.¹⁰ Among 47 economies in Sub-Saharan Africa, more than half have a credit registry but only 11 have credit bureaus. But a project is under way to establish credit bureaus in the 8 member states of the West African Economic and Monetary Union. Bureaus have also been licensed in Jamaica, Tanzania and Vietnam, and a new registry is being established in the United Arab Emirates.

NOTES

This topic note was written by Santiago Croci Downes, Catrice Christ, Nan Jiang, Magdalini Konidari and Yasmin Zand.

1. Kuntchev and others 2012.
2. Djankov, McLiesh and Shleifer 2007.
3. World Bank 2011b; UNCITRAL 2007.
4. World Bank 2012, p. 21.
5. Earlier findings were discussed at the International Finance Corporation's Secured Transactions and Collateral Registries Peer to Peer Learning Event, Accra, Ghana, July 3-5, 2012.
6. Love, Martínez Pería and Singh 2013.
7. In addition, Guyana adopted the Credit Reporting Act No. 9 of 2010, which guarantees consumers' right to access their data. The first credit bureau license was granted to Creditinfo with effect from July 15, 2013, and it is expected to be open for business to the public starting December 1, 2013.
8. Eighty of 99 credit bureaus and 61 of 93 credit registries responded to the question, "What is the cost for borrowers to inspect their data?"
9. While lowering a minimum threshold for loans included in registry or bureau databases is an effective way of expanding coverage, it may have side effects in increasing the number of borrowers blacklisted for small credit incidents.
10. Cheng and Degryse 2010.

Protecting investors



- New Zealand provides the strongest minority investor protections in related-party transactions as measured by *Doing Business*—for the ninth year in a row.
- *Doing Business* recorded 9 legal changes strengthening minority investor protections in related-party transactions between June 2012 and June 2013 and 54 in the past 5 years.
- The United Arab Emirates made the biggest improvement in the strength of investor protections in 2012/13.
- Burundi has advanced the furthest toward the frontier in regulatory practice in protecting investors in related-party transactions since 2009.
- Increasing disclosure requirements was the most common feature of investor protection reforms in the past 5 years.
- Among regions, economies in Europe and Central Asia have strengthened investor protections the most since 2009—increasing disclosure obligations and amending the approval process for related-party transactions.

For more information on good practices and research related to protecting investors, visit <http://www.doingbusiness.org/data/exploretopics/protecting-investors>. For more on the methodology, see the section on protecting investors in the data notes.

Following suspicions raised by shareholders and former executives, the Japanese group Olympus Corporation admitted to overpaying for goods and services purchased from related parties. In one instance Olympus executives agreed to consultancy fees of more than 30% for the \$2 billion acquisition of medical equipment maker Gyrus Group. They did so to hide losses. In 2012 shareholders filed a lawsuit seeking \$240 million in compensation for the resulting losses on their investments.¹

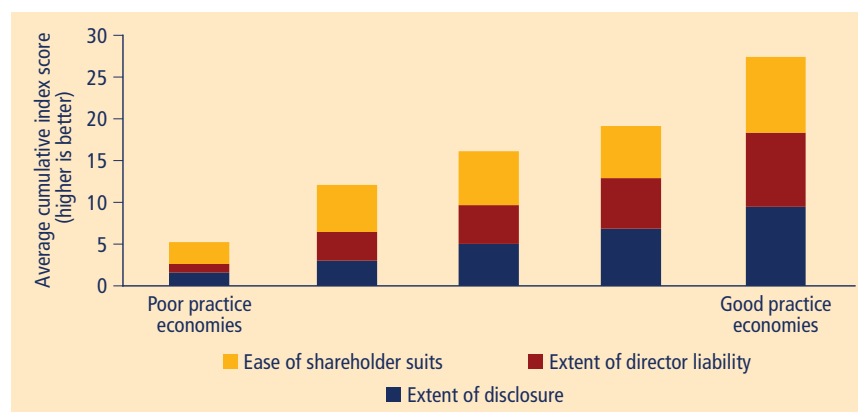
Obtaining capital is essential for entrepreneurs. But investors may be reluctant to provide funding if corporate insiders might simply pocket the funds. When legislation does not allow minority shareholders to bring suits and hold company directors accountable, investors tend to refrain from funding corporations unless they become controlling

shareholders—reducing an economy's ability to finance private sector growth.

A recent OECD study highlighted how policy makers have strengthened regulation to prevent the potential damage that related-party transactions can cause to investor confidence. Measures taken to improve effectiveness include increasing scrutiny by market supervisors, establishing specialized courts and offsetting legal fees for shareholder actions.² Another study shows that minority shareholder expropriation by controlling shareholders is the main channel through which corporate governance affects firm value.³

Doing Business assesses the strength of minority shareholder protections against directors' misuse of corporate assets for personal gain. The indicators measure 3 aspects of investor protections: approval

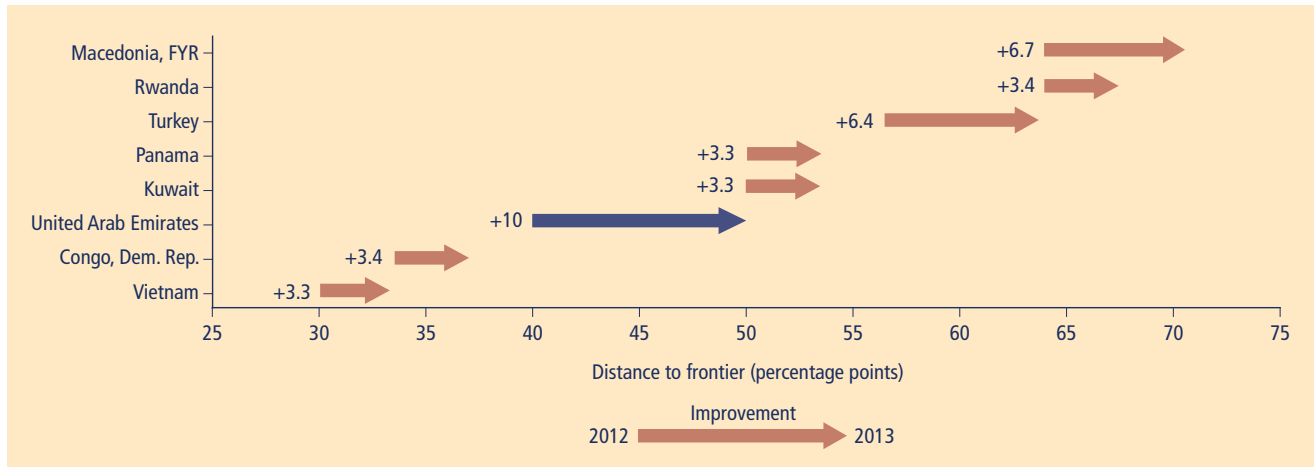
FIGURE 15.1 Economies with extensive legislation on related-party transactions address the 3 aspects of regulation measured by *Doing Business*



Note: Poor practice economies are the 5 lowest-ranked economies on the strength of investor protections. The second column represents the 5 economies ranked from 140 to 144 on the strength of investor protections. The third column represents the 5 economies ranked from 93 to 97. The fourth column represents the 5 economies ranked from 45 to 49. Good practice economies are the 5 top-ranked economies.

Source: *Doing Business* database.

FIGURE 15.2 The United Arab Emirates strengthened investor protections the most in 2012/13



Note: The distance to frontier scores shown in the figure indicate how far each economy is from the best performance achieved by any economy on the protecting investors indicators since DB2006 (2005). The scores are normalized to range between 0 and 100, with 100 representing the frontier.
 Source: *Doing Business* database.

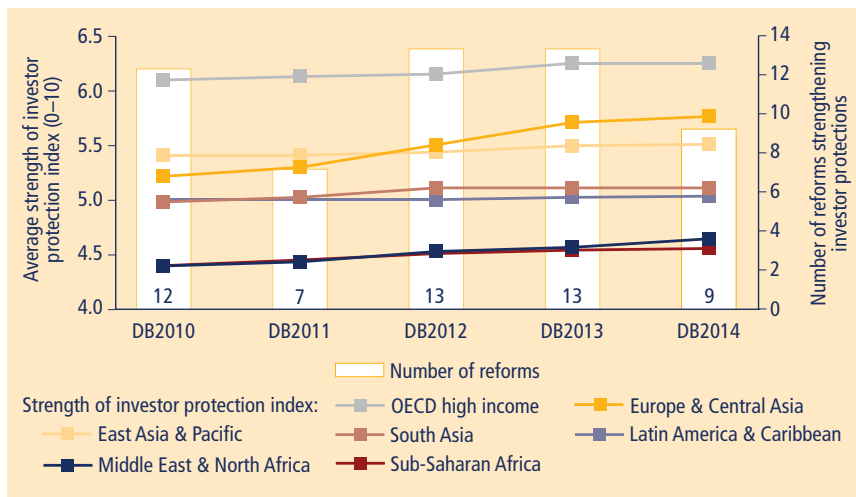
and transparency of related-party transactions (extent of disclosure index), liability of company directors for self-dealing (extent of director liability index) and shareholders' ability to obtain corporate documents before and during derivative or direct shareholder litigation (ease of shareholder suits index; figure 15.1). The standard case study assumes a related-party transaction between 2 companies where 1 individual is the controlling

shareholder and a member of the boards of directors of both. The transaction is overpriced and causes damages to the buying company.

Though seemingly narrow in scope, regulation of related-party transactions involves many aspects of an economy's legal framework. Securities regulation, company law and procedural rules governing

civil or commercial jurisdictions all play a role. In New Zealand the Companies Act, Financial Reporting Act, Securities Market Act, Exchange Listing Rules, Evidence Act, Limitation Act, Judicature Act, High Court Rules and Rules of Professional Conduct for Barristers and Solicitors are all taken into account by *Doing Business*. Together they create the most detailed and stringent regulation applying specifically to related-party transactions as measured by *Doing Business*.

FIGURE 15.3 European and Central Asian economies improved the most on investor protections against self-dealing



Note: To ensure accurate comparisons, the figure shows data for the same 183 economies for all years, from DB2010 (2009) to DB2014 (2013). The economies added to the *Doing Business* sample after 2009 and so excluded here are Barbados, Libya, Malta, Myanmar, San Marino and South Sudan. This figure uses regional classifications for 2013.
 Source: *Doing Business* database.

WHO REFORMED INVESTOR PROTECTIONS IN 2012/13?

Nine economies implemented legal changes strengthening minority investor protections in related-party transactions between June 2012 and June 2013. The United Arab Emirates was the economy improving minority shareholder protections the most in 2012/13 (figure 15.2). Ministerial Decree 239-1, adopted in August 2012, requires companies to include in their annual financial statements detailed information on transactions concluded in the past year with parties closely related to the company through family ties, cross-investments or common executives. No such disclosure obligation previously existed. It also entitles any shareholder of a company to file a petition in court seeking to suspend transactions allegedly concluded in breach of the law's

TABLE 15.1 Who strengthened investor protections in 2012/13—and what did they do?

Feature	Economies	Some highlights
Increased disclosure requirements	Democratic Republic of Congo; Panama; United Arab Emirates; Vietnam	Panama amended its rules on form, content and timing for communication of significant events of issuers registered with the National Securities Commission. The sale or acquisition of assets that represent 10% or more of a company's value must now be publicly disclosed.
Made it easier to sue directors	Democratic Republic of Congo; Turkey; United Arab Emirates	Turkey adopted a new Commercial Code. Interested directors are now required to reveal profits from related-party transactions.
Regulated approval of related-party transactions	Democratic Republic of Congo; Greece	The Democratic Republic of Congo adopted the Organization for the Harmonization of Business Law in Africa's Uniform Act on Commercial Companies and Economic Interest Groups. Now both shareholders and boards of directors must approve related-party transactions.
Increased access to corporate information	Rwanda; Turkey	Rwanda adopted the Law Relating to the Civil, Commercial, Labor and Administrative Procedure 21/2012, which amends provisions of the Civil Procedure Code. The parties are now entitled to confront each other in civil and commercial hearings and, with court authorization, cross-examine witnesses.
Allowed company inspections by external auditors	Kuwait	Kuwait amended its Companies Law. Shareholders who hold 5% of the shares of a company may now request the Ministry of Commerce and Industry to appoint an external auditor to inspect the company.

Source: Doing Business database.

requirements. In addition, Kuwait amended its Companies Law, making it possible to appoint external auditors to inspect companies.

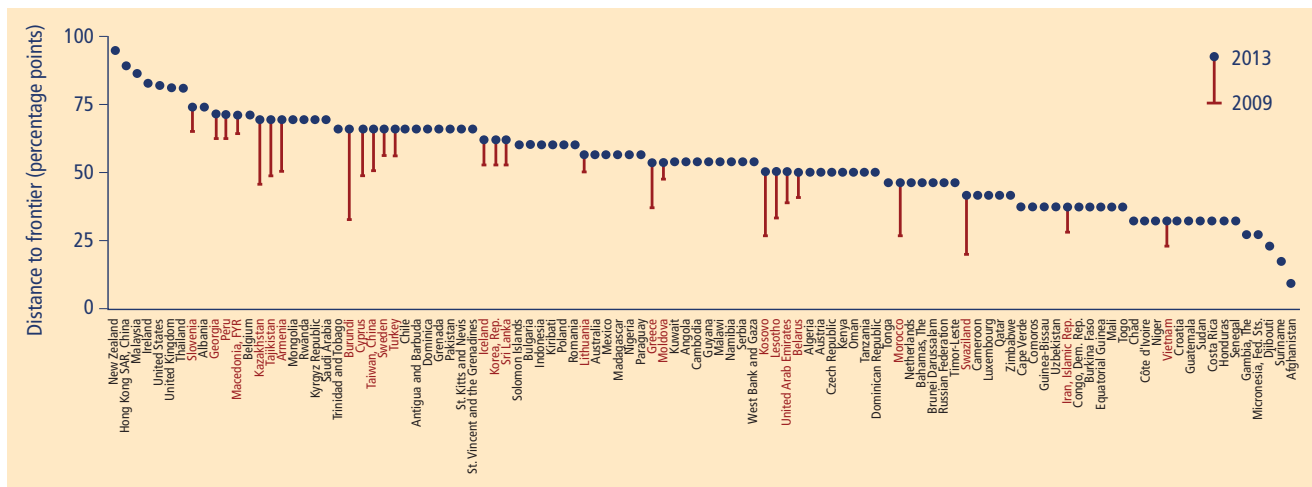
Two economies in Sub-Saharan Africa also amended legislation to better protect minority shareholders (table 15.1). The Democratic Republic of Congo joined the

Organization for the Harmonization of Business Law in Africa in July 2012. As a result the organization's Uniform Act on Commercial Companies and Economic Interest Groups became applicable. The act provides approval and disclosure requirements for related-party transactions and makes it possible to sue directors for mismanagement of company affairs.

Rwanda allowed parties to confront each other in civil and commercial hearings and, with court authorization, cross-examine witnesses.

WHAT HAVE WE LEARNED FROM 5 YEARS OF DATA?

FIGURE 15.4 Burundi has advanced the most toward the frontier in protecting investors over the past 5 years



Note: The distance to frontier scores shown in the figure indicate how far each economy is from the best performance achieved by any economy on the protecting investors indicators since DB2006 (2005). The scores are normalized to range between 0 and 100, with 100 representing the frontier. The data refer to the 183 economies included in DB2010 (though for practical reasons the figure does not show all 183). Barbados, Libya, Malta, Myanmar, San Marino and South Sudan were added in subsequent years. The vertical bars show the improvement in the 26 economies advancing the most toward the frontier in protecting investors between 2009 and 2013.

Source: Doing Business database.

Over the past 5 years Europe and Central Asia has been the most active region in strengthening minority shareholder protections against self-dealing, continuing a trend of closing the gap with OECD high-income economies (figure 15.3). Almost half the economies in the region (48%) implemented at least 1 such reform, followed by 35% in the Middle East and North Africa, 20% in East Asia and the Pacific, 19% among OECD high-income economies, 18% in Latin America and the Caribbean, 15% in Sub-Saharan Africa and 13% in South Asia.

During that period the most common change has been increasing disclosure obligations and amending the approval process for related-party transactions—with 70% of reformers doing so—as opposed to, for example, increasing director liability or access to evidence. Among OECD high-income economies that share was even higher, at 85%.

Contrary to global trends, most economies in Latin America and the Caribbean that amended legislation focused on increasing the liability of company directors in cases of prejudicial related-party transactions. Meanwhile, Sub-Saharan Africa had the largest share of economies undertaking a comprehensive overhaul of regulations affecting all 3 aspects of investor protections measured by *Doing Business*.

Over the past 5 years Albania, Burundi, Kosovo, Mexico, Rwanda, Swaziland, Tajikistan and Thailand have been among the economies making comprehensive changes to several areas of regulation that affect the protections of minority shareholders in related-party transactions. Burundi, the economy that has advanced the furthest toward the frontier in regulatory practice in protecting investors since 2009, did so by thoroughly updating the way private companies are governed (figure 15.4). A new Company


Law enacted in May 2011 introduced several good practices and principles designed to prevent the misuse of corporate funds, such as shareholder approval for related-party transactions, extensive disclosure requirements, prior external review of related-party transactions and explicit penalties for company executives found liable in case of losses.

NOTES

This topic note was written by Hervé Kaddoura and Nadine Abi Chakra.

1. Hiroko Tabuchi, "Arrests in Olympus Scandal Point to Widening Inquiry Into a Cover-Up," *New York Times*, February 16, 2012, <http://www.nytimes.com/2012/02/17/business/global/7-arrested-in-olympus-accounting-cover-up.html>.
2. OECD 2012.
3. Bae and others 2012.

Paying taxes



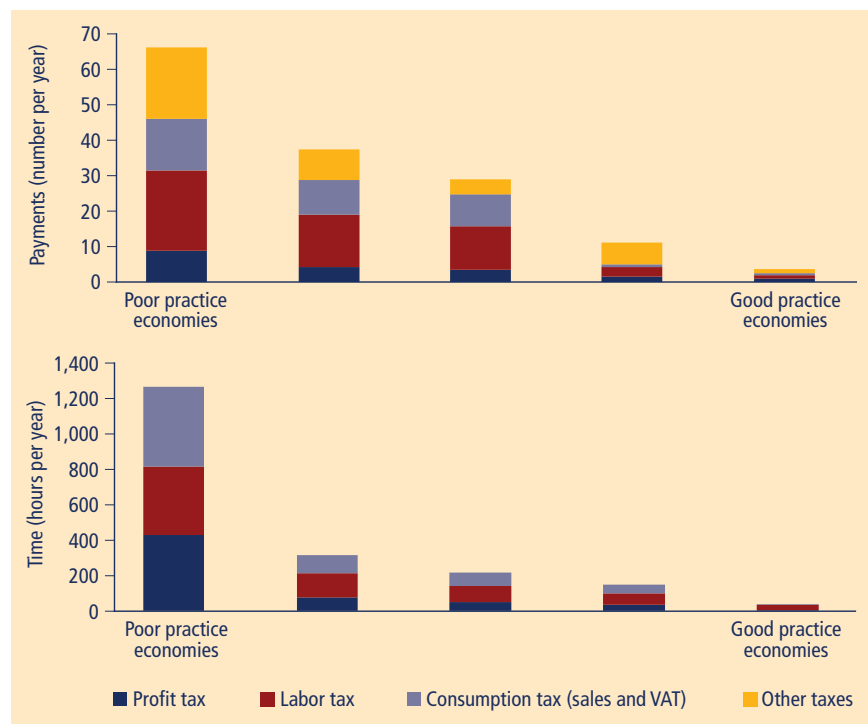
- Between June 2012 and June 2013 *Doing Business* recorded 32 reforms making it easier or less costly for companies to pay taxes—and since 2009 has recorded 189.
- Guatemala made the biggest improvement in the ease of paying taxes in the past year.
- Belarus has advanced the most toward the frontier in regulatory practice in paying taxes since 2008.
- The most common feature of tax reforms in the past 5 years was to reduce profit tax rates, often in the context of parallel efforts to improve tax compliance. But in the past 3 years more economies focused on introducing or improving electronic systems.
- Among regions, Europe and Central Asia made the biggest improvement in the ease of paying taxes over the past 5 years.

For more information on good practices and research related to paying taxes, visit <http://www.doingbusiness.org/data/exploretopics/paying-taxes>. For more on the methodology, see the section on paying taxes in the data notes.

Russian cosmonaut Pavel Vinogradov, an International Space Station crew member, has become the first person ever to pay taxes from space. Pavel paid his land tax using the Russian Federation's Sberbank online banking system.¹ Revenue authorities around the world are continuously making great efforts to streamline

administrative processes and modernize payment systems. Today firms can file tax returns electronically in 76 of the 189 economies covered by *Doing Business*—from the taxpayer's home, library, workplace or, as Russia shows, even from space.

FIGURE 16.1 Labor taxes and mandatory contributions account for a large share of the tax payments in many economies



Note: Poor practice economies are the 5 lowest-ranked economies on the ease of paying taxes. The second column represents the 5 economies ranked from 140 to 144 on the ease of paying taxes. The third column represents the 5 economies ranked from 93 to 97. The fourth column represents the 5 economies ranked from 45 to 49. Good practice economies are the 5 top-ranked economies. *Profit tax* refers to taxes levied on taxable income or capital gains. *Labor tax* refers to all labor taxes and mandatory contributions levied on gross salaries, net salaries or number of employees. *Consumption tax* refers to value added tax (VAT) and sales tax for which the statutory incidence does not fall on the firm. *Other taxes* refers to all other taxes except labor, profit and consumption taxes, such as property taxes, vehicle taxes, interest taxes and municipal fees. *Doing Business* measures only the time to comply with 3 major taxes: profit tax, labor tax and consumption tax.

Source: *Doing Business* database.

Doing Business records the taxes and mandatory contributions that a standard medium-size firm must pay in a given year and measures the administrative burden of paying taxes and contributions.² It does so using 3 indicators: number of payments, time and total tax rate. The number of payments indicates the frequency with which the company has to file and pay different types of taxes and contributions, adjusted for the manner in which those filings and payments are made.³ The time indicator captures the number of hours it takes to prepare, file and pay 3 major types of taxes: profit taxes, consumption taxes, and labor taxes and mandatory contributions. The total tax rate measures the amount of taxes and mandatory contributions borne by the standard firm (as a percentage of commercial profit).⁴ These indicators do not take into account the fiscal health of economies, the macroeconomic conditions under which governments collect revenue or the public services supported by taxation. Rankings on the ease of paying taxes are simple averages of the percentile rankings of its component indicators, with a threshold applied to the total tax rate.⁵

According to World Bank Enterprise Surveys covering 121 economies, in the

majority of these economies businesses consider tax rates to be among the top 5 constraints to their business, and tax administration to be among the top 11.⁶ Research has shown that high corporate tax rates are negatively associated with levels of corporate investment and entrepreneurship. Moreover, economies with high tax rates have larger informal sectors.⁷ And corporate tax rates might be negatively correlated with economic growth.⁸ Another study showed that a 1 percentage point increase in the total tax rate can be associated with a 3 percentage point increase in evasion.⁹ Yet taxes are essential to raise revenues so that governments can fund social programs and public investments that promote economic growth and development.

Striking the right balance is therefore a great challenge for governments when designing tax policies. Whom to tax, by how much and how? One way to encourage compliance and have an effective tax system is to keep rules as clear and simple as possible. Thus it is important to measure both the level of tax rates and the administrative burden of compliance (figure 16.1). Overly complicated tax systems encourage evasion and are associated with larger informal

sectors, more corruption and less investment.¹⁰

WHO REFORMED IN PAYING TAXES IN 2012/13?

Between June 2012 and June 2013 *Doing Business* recorded 32 reforms making it easier or less costly for firms to pay taxes (table 16.1). Europe and Central Asia recorded the most reforms easing compliance with tax obligations (by 9 economies of 26), followed by Sub-Saharan Africa (8 of 47) and Latin America and the Caribbean (5 of 32). Eleven economies introduced or enhanced electronic filing, eliminating the need for 74 separate tax payments and reducing compliance time by almost 200 hours in total.

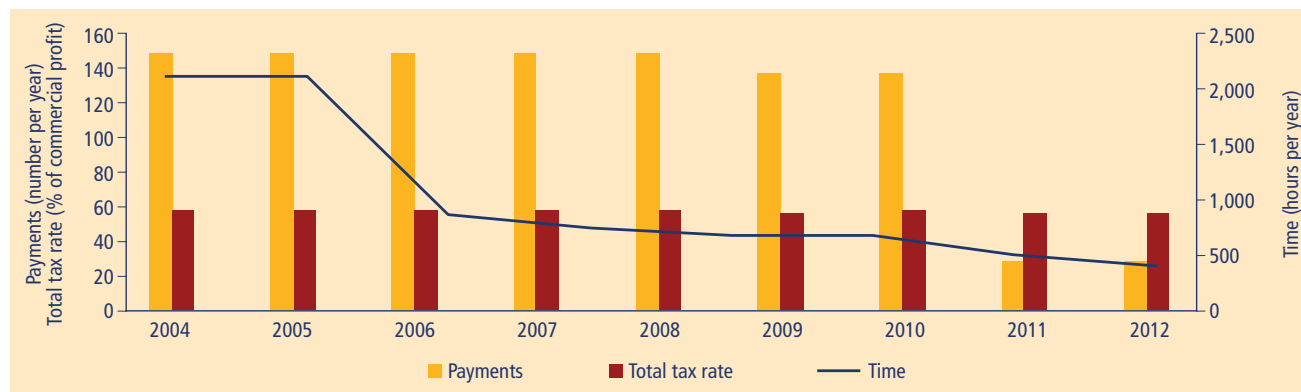
Guatemala improved the most on the ease of paying taxes in 2012/13. The Guatemalan tax authority in January 2012 launched its new online system, Declaraguat, for filing and paying all taxes (except labor taxes and mandatory contributions). The new system allows taxpayers to pay their taxes online without a need to sign a contract and open an account with a specific bank. In addition, Declaraguat has expanded the

TABLE 16.1 Who made paying taxes easier and lowered the tax burden in 2012/13—and what did they do?

Feature	Economies	Some highlights
Introduced or enhanced electronic systems	Croatia; Guatemala; FYR Macedonia; Madagascar; Maldives; Moldova; Morocco; Paraguay; Philippines; Rwanda; Sri Lanka	Rwanda introduced e-filing for corporate income tax, value added tax and labor contributions. The system was fully rolled out in 2012.
Reduced profit tax rate by 2 percentage points or more	Burundi; Gabon; Guyana; Jamaica; Lao PDR; Myanmar; Sweden; Tajikistan	The government of Sweden, in its 2013 budget statement, reduced the corporate income tax rate from 26.3% to 22% for 2013.
Merged or eliminated taxes other than profit tax	Armenia; Burkina Faso; Republic of Congo; Iceland; South Africa; Tajikistan; Uzbekistan	Tajikistan merged the minimal income tax with the corporate income tax and abolished the retail sales tax.
Decreased number of tax filings or payments	Albania; Panama; Romania	Panama changed the payment frequency for corporate income taxes from monthly to quarterly.
Reduced labor taxes and mandatory contributions	Republic of Congo; Thailand	Thailand decreased employers' social security contribution rate from 5% in 2011 to 3% for January–June 2012 and 4% for July–December 2012.
Simplified tax compliance process	Qatar; Ukraine	Qatar relaxed the disclosure requirements accompanying the corporate income tax return for entities 100% owned by Qatari or Gulf Cooperation Council nationals.
Introduced change in cascading sales tax	The Gambia	The Gambia replaced the sales tax with the value added tax, now set at 15%.

Source: *Doing Business* database.

FIGURE 16.2 Ukraine has systematically reduced the time to comply with tax obligations



Source: *Doing Business* database.

electronic filing and payment option to such taxes as the solidarity tax. An electronic system for generation, transmission, validation and payment of social security contributions has been available since 2009, through the online platform administered by the Guatemalan Social Security Institute, and by 2012 this payment method had been picked up by the majority of medium-size businesses. This reduced the number of payments from 21 to 7 and the time to comply with tax obligations by 6 hours as measured by *Doing Business*.

Twelve economies implemented other measures to ease compliance with tax obligations. Three economies (Albania, Panama and Romania) lowered the number of tax filings or payments. In Albania and Panama corporate income taxes are now paid quarterly rather than monthly. Seven economies merged or eliminated some types of taxes (Armenia, Burkina Faso, the Republic of Congo, Iceland, South Africa, Tajikistan and Uzbekistan). Two other economies, Qatar and Ukraine, simplified tax returns. Ukraine simplified the corporate income tax, VAT and social security contribution reports filed by companies. In 2012 these efforts reduced the time to comply with Ukrainian tax regulations by 101 hours, from 491 to 390 hours (figure 16.2).

Eight economies reduced profit tax rates in 2012/13: 1 high-income economy (Sweden), 2 upper-middle-income ones (Gabon and Jamaica), 2 lower-middle-income ones (Guyana and the

Lao People's Democratic Republic) and 3 low-income ones (Burundi, Myanmar and Tajikistan). Reductions in profit tax rates are often combined with efforts to widen the tax base by eliminating exemptions and with increases in the rates of other taxes, such as the VAT.

In 2012/13 some economies increased the tax burden for small and medium-size firms. Eight increased profit or income taxes (the Arab Republic of Egypt, El Salvador, Greece, Senegal, Serbia, the Slovak Republic, South Sudan and Togo). Four increased labor taxes and mandatory contributions (the Democratic Republic of Congo, Côte d'Ivoire, Tonga and Vietnam). And Bosnia and Herzegovina, Fiji, Mauritania, the Seychelles and Tonga introduced new taxes in the past year.

WHAT HAVE WE LEARNED FROM 5 YEARS OF DATA?

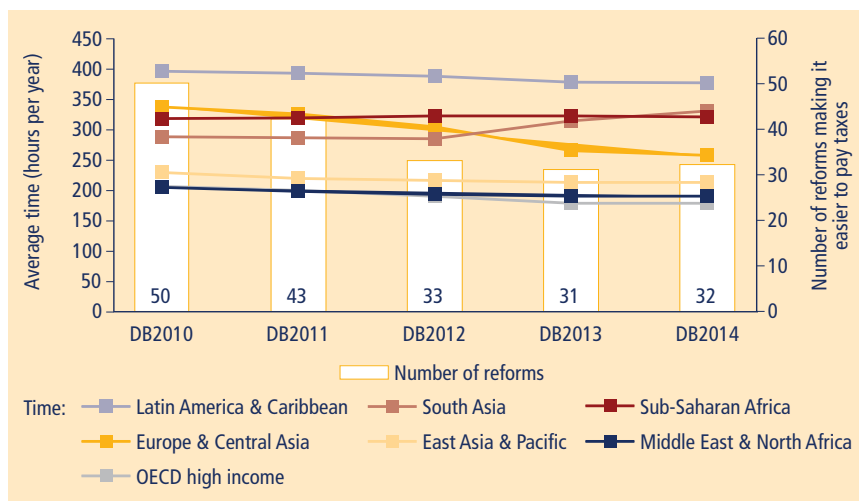
Since 2009 *Doing Business* has recorded 189 tax reforms in 114 economies. Of these reforms, 57 introduced or enhanced online filing systems. These and other improvements to simplify tax compliance reduced the time to comply with the 3 main taxes measured (profit, labor and consumption) by 20 hours on average, and the number of payments by 4. Europe and Central Asia had the biggest improvement, reducing the number of payments by 20 on average and the time by 80 hours (figure 16.3). Belarus has advanced the furthest toward the frontier in regulatory practice in paying taxes

in Europe and Central Asia and globally since 2008 (figure 16.4).

Besides easing the administrative burden of taxes, many economies also reduced tax rates, often from relatively high levels and with complementary efforts to improve tax compliance. Among regions, Sub-Saharan Africa had the largest reduction in the total tax rate: 17.5 percentage points on average since 2008. Some of this reduction came from the introduction of the VAT, which replaced the cascading sales tax.¹¹ Burundi, the Democratic Republic of Congo, Djibouti, The Gambia, Mozambique, Sierra Leone and Swaziland all introduced VAT systems. Some Sub-Saharan economies also lowered profit tax rates over the past 5 years, including Benin, Cape Verde, the Republic of Congo, The Gambia, Madagascar, Mali, Niger and Sudan. Over the same period, the biggest reduction in the share of profit taxes in the total tax rate occurred in East Asia and the Pacific, where it fell by 5.3 percentage points on average.

Electronic systems for filing and paying taxes, if implemented well and used by most taxpayers, benefit both tax authorities and firms. For tax authorities, e-filing lightens workloads and reduces operational costs such as for processing, handling and storing tax returns. At the same time, e-filing increases compliance with tax obligations and saves time.¹² By 2012, 76 economies had fully implemented electronic filing and payment of taxes.

FIGURE 16.3 Economies in Europe and Central Asia have decreased the time to comply with tax obligations the most since 2008



Note: To ensure accurate comparisons, the figure shows data for the same 183 economies for all years, from DB2010 (2008) to DB2014 (2012). The economies added to the *Doing Business* sample after DB2010 and so excluded here are Barbados, Libya, Malta, Myanmar, San Marino and South Sudan. This figure uses regional classifications for DB2014.

Source: *Doing Business* database.

The Kenya Revenue Authority began introducing an online filing system for VAT in 2009, and over the past 3 years use of the system picked up among taxpayers. Companies have reported improvements in the processing speed on the filing website, a major source of delay in previous years. The time required to comply with VAT has fallen from 340 hours to 308.

In Latin America and the Caribbean, economies including Colombia, Guatemala, Mexico, Paraguay and Uruguay have implemented electronic systems for filing and paying taxes over the past 5 years. In 2010 Colombia began requiring all companies with turnover equal to or above Col\$500 million (about \$262,885) to file and pay the corporate income tax and VAT through the Electronic Informatic Services provided by the National Tax Authority. In the same year, Colombia upgraded its electronic system, the MUISCA (Single Automated Model of Income, Services and Control) system, to ease e-filing and payment for the corporate income tax and VAT. As a result the time to comply with these tax obligations dropped by 15 hours, and the number of payments by 11.

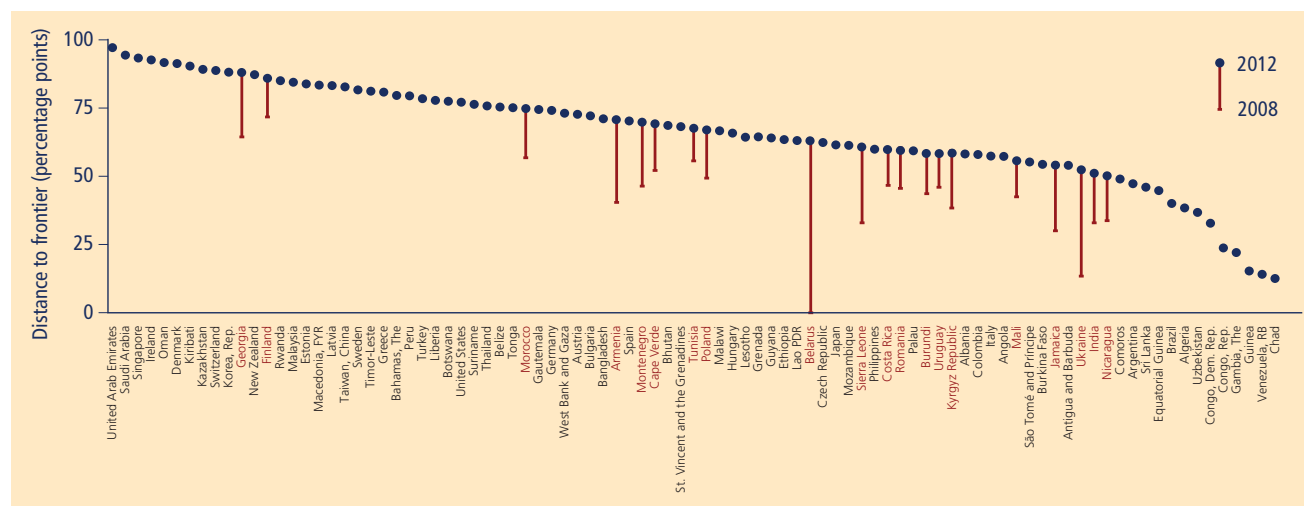
Sub-Saharan economies face particularly difficult challenges with implementing electronic systems for filing and paying taxes. Rolling out new information and communication technologies, and then educating taxpayers and tax officials in their use, are not easy tasks for any government. But where citizens face limited

broadband access, power shortages, slow network speeds and system failures, implementation is slow and the challenges are even greater.¹³

In 2012/13, however, electronic systems became more popular among taxpayers in Kenya, Madagascar, Rwanda and Uganda.

In East Asia and the Pacific 7 of 25 economies have established electronic systems for filing and paying taxes: China;

FIGURE 16.4 Belarus has advanced the most toward the frontier in paying taxes since 2008



Note: The distance to frontier scores shown in the figure indicate how far each economy is from the best performance achieved by any economy on the paying taxes indicators since DB2006 (2004). The scores are normalized to range between 0 and 100, with 100 representing the frontier. The data refer to the 183 economies included in DB2010 (though for practical reasons the figure does not show all 183). Barbados, Libya, Malta, Myanmar, San Marino and South Sudan were added in subsequent years. The vertical bars show the improvement in the 20 economies advancing the most toward the frontier in paying taxes between 2008 and 2012.

Source: *Doing Business* database.

Hong Kong SAR, China; Malaysia; the Philippines; Singapore; Taiwan, China; and Thailand. In the past 5 years only Malaysia and the Philippines have further rolled out their electronic systems.

Similarly, economies in the Middle East and North Africa have been slow in picking up the pace on new technology for filing and paying taxes. Only 5 of 20 economies have implemented electronic systems for submitting tax declarations and paying taxes. These include Morocco, Saudi Arabia and the United Arab Emirates, which reformed in this area in the past 5 years.


In South Asia, India is the only economy (of 8) with a complete online system for filing and paying taxes. But in the past year Maldives and Sri Lanka have introduced online platforms for filing and paying labor contributions, easing the administrative burden for businesses of complying with labor regulations. Still, as of 2012 most companies were not taking advantage of the electronic payment options. Pakistan also has an established electronic system for filing and paying the corporate income tax and VAT, but uptake has been limited.

NOTES

This topic note was written by Valter Deperon, Michelle Hanf, Joanna Nasr, Nadia Novik and Nina Paustian.

1. Svetlana Kalmykova, "Taxmen Reach Agreement on Cooperation," *The Voice of Russia*, May 16, 2013. http://voiceofrussia.com/2013_05_16/Taxmen-reach-agreement-on-cooperation.
2. The case study company started operations on January 1, 2011. *Doing Business* measures all taxes and mandatory contributions that apply to the standardized business in its second year of operation, January 1–December 31, 2012.
3. Companies sometimes prefer more frequent payments to smooth cash flows.
4. Commercial profit is essentially net profit before all taxes borne. It differs from the conventional profit before tax, reported in financial statements. In computing profit before tax, many of the taxes borne by a firm are deductible. In computing commercial profit, these taxes are not deductible. Commercial profit is computed as sales minus cost of goods sold, minus gross salaries, minus administrative expenses, minus other expenses, minus provisions, plus capital gains (from the property sale) minus interest expense, plus interest income and minus commercial depreciation. To compute the commercial depreciation, a straight-line depreciation method is applied, with the following rates: 0% for the land, 5% for the building, 10% for the machinery, 33% for the computers, 20% for the office equipment, 20% for the truck and 10% for business development expenses. Commercial profit amounts to 59.4 times income per capita.
5. The threshold is set at the 15th percentile of the total tax rate distribution, which in this year's report (for 2012) is 25.5%. All economies with a total tax rate below this level receive the same percentile ranking on this component. The threshold is not based on any economic theory of an "optimal tax rate" that minimizes distortions or maximizes efficiency in the tax system of an economy overall. Instead it is mainly empirical, set at the lower end of the distribution of tax rates levied on medium-size enterprises in the manufacturing sector as observed through the paying taxes indicators. This approach reduces the bias in the indicators toward economies that do not need to levy significant taxes on companies like the *Doing Business* standardized company because they raise revenue in other ways—for example, through taxes on foreign companies, taxes on sectors other than manufacturing or from natural resources (all of which are outside the scope of the methodology).
6. <http://www.enterprisesurveys.org/>.
7. Djankov and others 2010.
8. Lee and Gordon 2005.
9. Fisman and Wei 2004.
10. Djankov and others 2010.
11. The VAT is collected by firms and its cost is fully passed on to consumers. Because firms have to make the payments and spend time filling out returns, the VAT is included in the indicators on payments and time. But the amount of VAT paid is not included in the total tax rate. A cascading sales tax, which is paid at every point of the supply chain, is included in the total tax rate because firms cannot deduct the sales tax they pay on supplies from the amount they owe on sales. Economies introducing the VAT to replace the sales tax have therefore seen a reduction in their total tax rate.
12. Edwards-Dowe 2008.
13. For more information, see the case study on Malaysia.

Trading across borders



In the past year the time to import in Madagascar fell by 13%. “Before the MIDAC (Ministries, Departments and Control Agencies) system was rolled out, I would spend more than a week completing the necessary paperwork for the import process. Paper documents had to be obtained and submitted through different government offices spanning over 350 kilometers,” says a trader in Antananarivo, speaking about an electronic platform introduced in 2012 that connects ministries, operators and control agencies involved in trade. “Those days are over. I now submit most documents on the electronic platform, which gives me additional resources for my core operations as I handle more imports every month. My bottom line has increased, and so has trade.”

Red tape and costs to ship goods overseas are significant impediments to trade. Complicated border processes and bureaucratic bottlenecks hinder economic growth considerably by reducing access to global markets. This is a particular problem in developing economies: in some African economies revenue losses from inefficient border procedures are estimated to exceed 5% of GDP.¹

Excessive delays in exporting and importing can lower the volume of trade. A 10% reduction in the time it takes to move cargo from the production line to the ship increases exports by 4%, all else being equal.² In Sub-Saharan Africa reducing inland travel time by 1 day increases exports by 7%.³ In Uruguay a 10% increase in the median time spent in customs lowers the growth rate of exports by 1.8%.⁴

In short, trade competitiveness is greatly affected by economies’ trade procedures and infrastructure. The more costly and time-consuming it is to export or import,

the more difficult it is for local companies to reach international markets, especially in landlocked economies. Outdated and inefficient border procedures, inadequate infrastructure and unreliable logistics services are all likely to increase the time it takes to trade—driving up costs like storage fees and inspection charges.

To shed light on the bureaucratic and logistical hindrances facing traders, *Doing Business* measures the time and cost (excluding tariffs) of exporting and importing a standard containerized cargo by sea transport and the number of documents needed to complete the transaction.⁵ The indicators cover documentation requirements and procedures at customs and other regulatory agencies as well as at ports. They also cover logistical aspects, including the time and cost of inland transport between the largest business city and the main port used by traders. As measured by *Doing Business*, trading across borders has been easiest in Singapore since 2007. Of the 4 components of trade covered by *Doing Business*—document preparation, port and terminal handling, customs clearance and inland transport—the 2 biggest obstacles for traders in low-ranking economies are document preparation and inland transport because of administrative hurdles and poor infrastructure (figure 17.1).

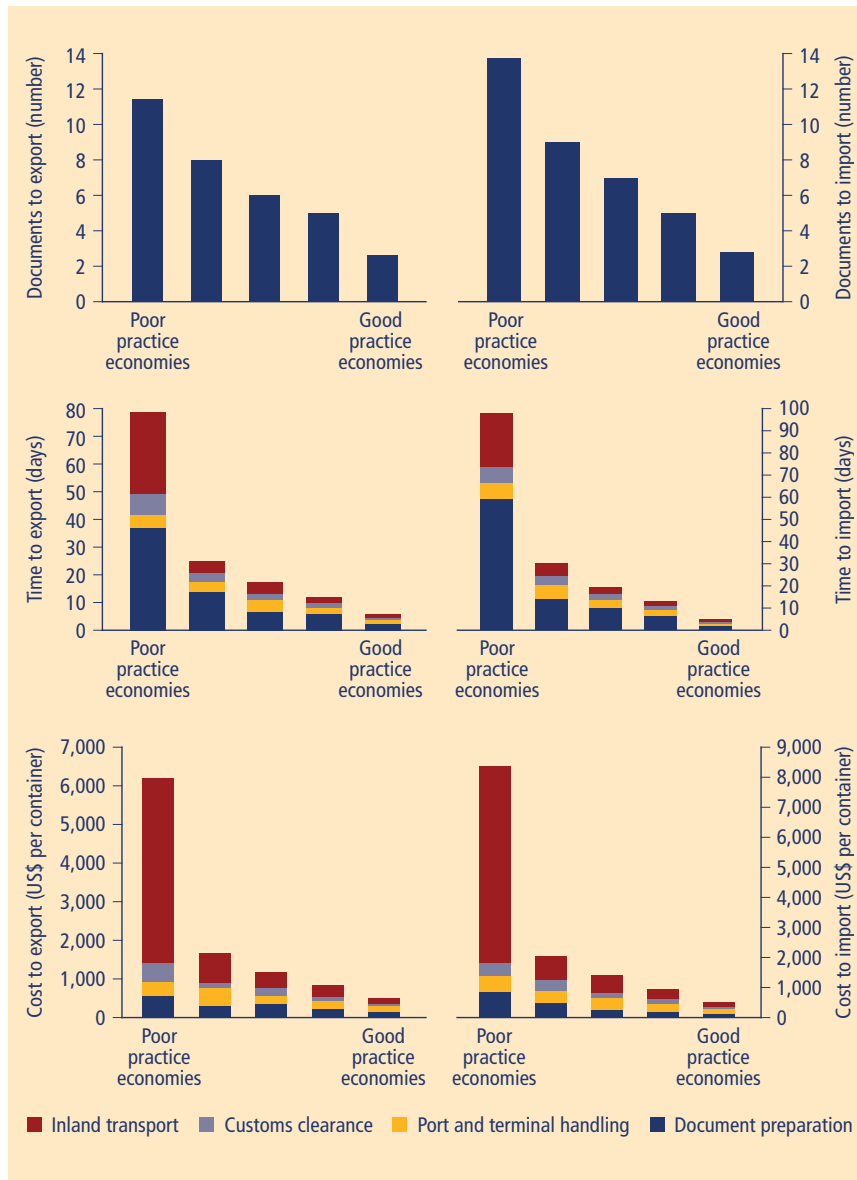
WHO REFORMED IN TRADING ACROSS BORDERS IN 2012/13?

Benin recorded the biggest improvement in the ease of trading across borders in 2012/13. The government implemented a series of changes affecting exports and imports that helped cut delays by 10% in 2012/13 alone. But many improvements started earlier. In 2007 Benin began

- Trading across borders is easiest in Singapore for the seventh year in a row.
- *Doing Business* recorded 22 reforms making it easier to trade across borders between June 2012 and June 2013 and 133 in the past 5 years.
- Benin made the biggest improvement in the ease of trading across borders in the past year.
- Belarus has made the greatest progress toward the frontier in regulatory practice in trading across borders since 2009. The other 9 of the 10 economies that have made the most progress are in Sub-Saharan Africa.
- The most common feature of trade facilitation reforms recorded by *Doing Business* in the past 5 years was the introduction or improvement of electronic submission and processing. But in 2012/13 the most common feature was the improvement of customs administration.
- Among regions, Sub-Saharan Africa made the biggest reductions in the time to trade across borders in the past 5 years. Europe and Central Asia made the biggest reductions in the number of documents required to export and import. OECD high-income economies made the biggest reductions in export and import costs.

For more information on good practices and research related to trading across borders, visit <http://www.doingbusiness.org/data/exploretopics/trading-across-borders>. For more on the methodology, see the section on trading across borders in the data notes.

FIGURE 17.1 It is easier, less time-consuming and cheaper to trade in economies following good practices
Averages by ranking group



Note: Poor practice economies are the 5 lowest-ranked economies on the ease of trading across borders. The second column represents the 5 economies ranked from 140 to 144 on the ease of trading across borders. The third column represents the 5 economies ranked from 93 to 97. The fourth column represents the 5 economies ranked from 45 to 49. Good practice economies are the 5 top-ranked economies. Document preparation includes the obtaining, preparation and submission of all documents involved in trade. Port and terminal handling includes all processes at ports. Customs clearance includes clearance by customs authorities and all other border agencies involved. Inland transport refers to transport between the trader’s warehouse in the largest business city to the port most used by the trader.
Source: Doing Business database.

renovating its ports to increase access and efficiency and improve conditions through 24-hour operations, secure payment systems and an expanded container terminal in Cotonou. In 2010 an Automated System for Customs Data (Asycuda++) was

installed, allowing for electronic submission of the documents required to export and import. And in 2012 an electronic single window and electronic payment system was introduced, further reducing document preparation times.

Building on these reforms, in 2012/13 the port of Cotonou reduced vessel waiting times by implementing a window berthing system to use terminal resources optimally according to cargo ship arrivals. In the meantime, infrastructure upgrades increased the number of exit points and terminals, while designated parking areas and loading and unloading time limits for trucks reduced congestion around the port, which had added considerably to transport time in previous years.

Though administrative burdens remain in Benin, the situation for traders has greatly improved: it takes 29% less time to import and 24% less time to export than in 2006 (figure 17.2). As a result export and import times in Benin are now aligned with those in many neighboring economies. Improvements in Benin have also had effects beyond its borders. Because overseas goods that go to and from Niger transit through the port of Cotonou, Nigerien traders have also seen lower export and import times.

Benin was not alone. Another 21 economies also recorded reforms making it easier to trade across borders in 2012/13 (table 17.1). Of the total of 22 reforms, Sub-Saharan Africa had 10, followed by Europe and Central Asia with 6. Reforms were also recorded in Latin America and the Caribbean (4), OECD high-income economies (1) and South Asia (1). Four economies made trading across borders more difficult: 3 in Sub-Saharan Africa and 1 in Latin America and the Caribbean.

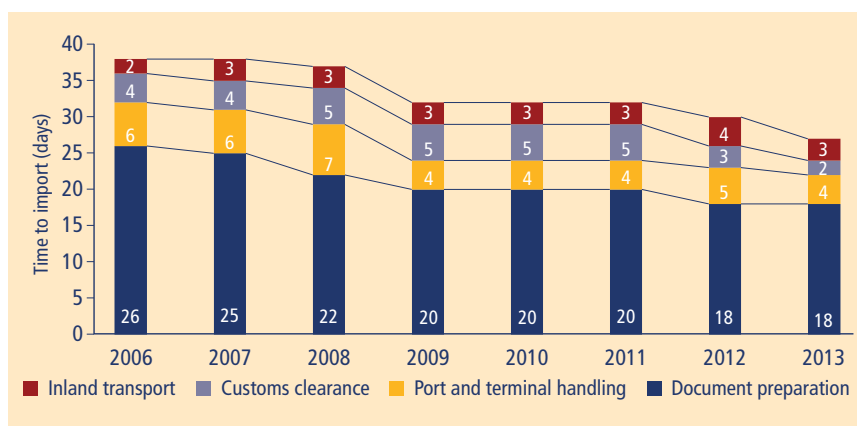
Improving customs administration was the most common feature of trade facilitation reforms in 2012/13, with 8 economies reducing the number of documents required by customs or streamlining the process to obtain and submit forms. Four of these economies are in Sub-Saharan Africa, where document preparation time is a considerable hurdle for trade—with an average delay of 16.8 days for exports and 20.6 days for imports.

Automation continued to play an important role in reforms as well. As in previous years, several economies—for example, Greece, Madagascar and the

TABLE 17.1 Who made trading across borders easier in 2012/13—and what did they do?

Feature	Economies	Some highlights
Improved customs administration	Argentina; Azerbaijan; Benin; Burundi; Republic of Congo; Swaziland; Ukraine; Uzbekistan	Uzbekistan abolished the need to register import contracts with customs.
Introduced or improved electronic submission and processing	El Salvador; Greece; Madagascar; Russian Federation; Sri Lanka; Uruguay	The Russian Federation introduced an electronic system for submitting export and import documents.
Introduced electronic single window	El Salvador; Mexico; Mozambique; Rwanda	Mexico implemented an electronic single window for trade.
Strengthened transport and port infrastructure	Benin; Central African Republic; Croatia	The Central African Republic rehabilitated the key transit road at its border with Cameroon.
Improved port procedures	Benin; Guinea; Latvia	Latvia launched a new electronic container terminal booking system at the port of Riga.
Introduced or improved risk-based inspections	Mauritania	Mauritania introduced a risk-based inspection system with scanners.

Source: *Doing Business* database.

FIGURE 17.2 A series of reforms made importing faster in Benin

Source: *Doing Business* database.

Russian Federation—automated customs submission and processing by allowing electronic lodgment and payments.

Economies are also virtually linking traders and agencies involved in trade and transport through electronic single windows. This report features a case study on single window systems that tracks the challenges and successes associated with the systems implemented in Azerbaijan, Colombia and Singapore.

WHAT HAVE WE LEARNED FROM 5 YEARS OF DATA?

Over the past 5 years *Doing Business* recorded 133 trade facilitation reforms around the world. Sub-Saharan Africa implemented the most reforms by far, with 46. During the same period, 70% of economies in that region implemented at least 1 reform. Europe and Central Asia as well as the Middle East and North Africa

also had a large share of economies reforming—67% in both regions.

The effects recorded from the reforms varied by region. Europe and Central Asia made the biggest reductions in the number of documents required to export and import. OECD high-income economies made the biggest reductions in export and import costs. And Sub-Saharan Africa made the biggest reductions in the time to trade.

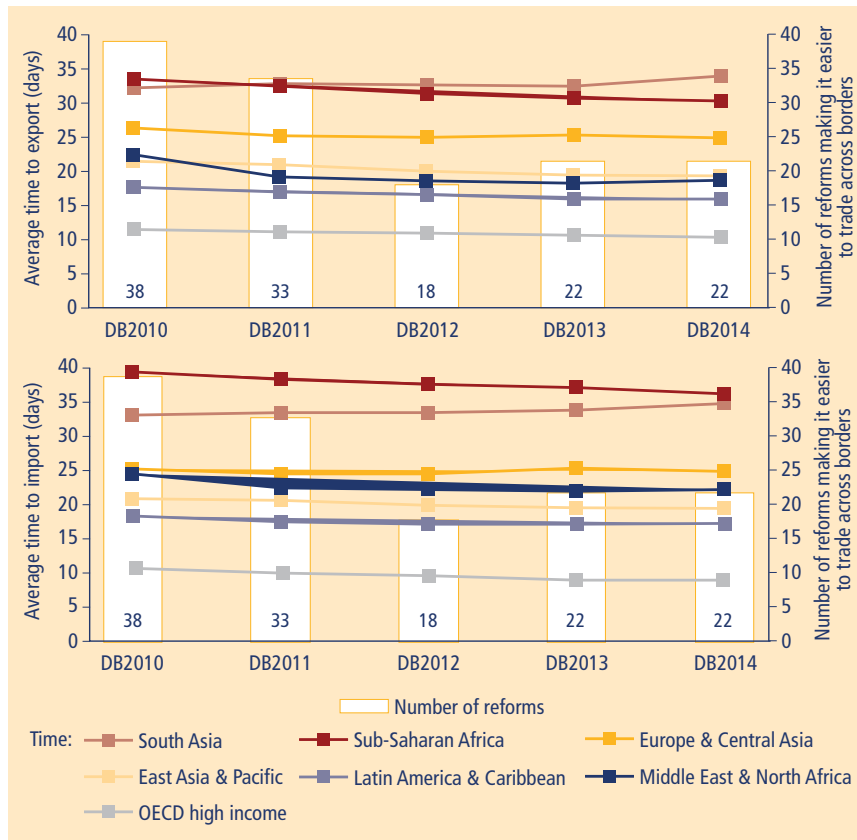
The 133 reforms recorded in the past 5 years in 100 economies have made trading across borders faster and easier around the world. In 2009 the world average to export a standard containerized cargo by sea transport was 23.5 days, and 25.9 days to import.⁶ Today it takes 21.8 days on average to export and 24.2 days to import (figure 17.3). The approximately 2-day cut in the average world trading time could seem like a small feat, but even small gains can provide significant benefits. Research has found that for each additional day that a product is delayed before being shipped, trade volume falls by more than 1%.⁷

Though many economies have made great strides in improving international trade practices in the past 5 years, Belarus' case is particularly noteworthy. Belarus has undertaken a series of reforms in customs administration and electronic submission, including the implementation of a risk-based management system and the improvement of border crossing operations. All this has resulted in considerable gains in narrowing the gap with the frontier in regulatory practice in trading across borders—especially since 2009 (figure 17.4).

Equally remarkably, 9 of the 10 economies that made the greatest progress toward the frontier in regulatory practice in trading across borders over the past 5 years are in Sub-Saharan Africa. In a region where trading across borders remains the most difficult, Angola, Burundi, Ethiopia, Lesotho, Rwanda, South Africa, Sudan, Uganda and Zambia took steps to make it easier for traders to trade with their overseas partners.

Globally the most common feature of trade facilitation reforms in all regions

FIGURE 17.3 Export and import times have fallen by an average of 2 days across regions since 2009



Note: To ensure accurate comparisons, the figure shows data for the same 183 economies for all years, from DB2010 (2009) to DB2014 (2013). The economies added to the *Doing Business* sample after 2009 and so excluded here are Barbados, Libya, Malta, Myanmar, San Marino and South Sudan. This figure uses regional classifications for 2013. Source: *Doing Business* database.

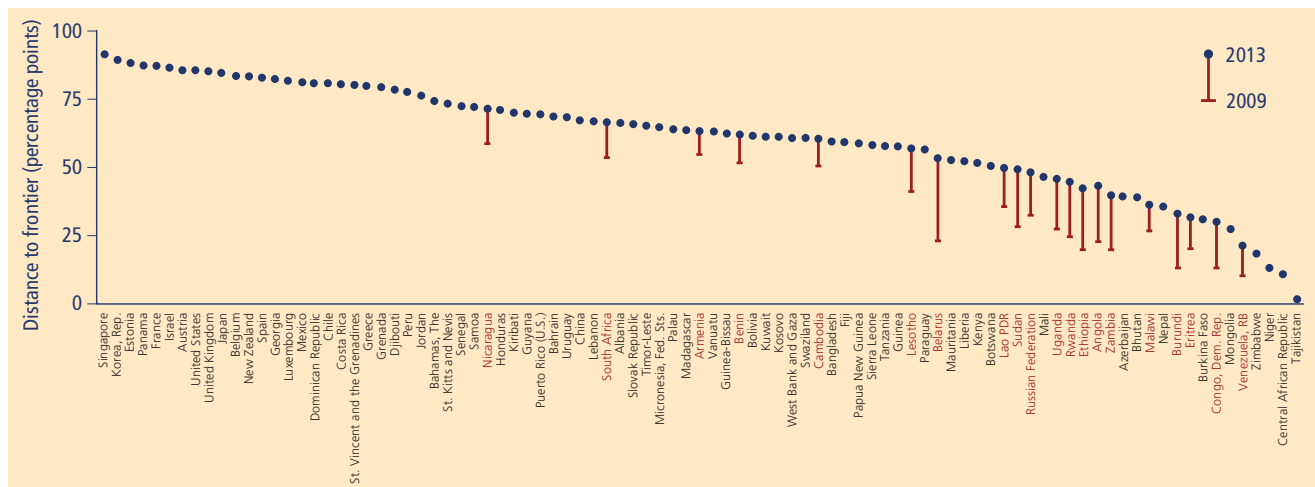
over the past 5 years was the introduction or improvement of electronic submission and processing of customs declarations. Improving customs administration and enhancing port procedures were the second and third most common features, especially in Sub-Saharan Africa and the Middle East and North Africa. The introduction or improvement of risk-based inspection systems has also facilitated trade, especially in Europe and Central Asia and Latin America and the Caribbean.

NOTES

This topic note was written by Jean Arlet, Iryna Bilotserkivska, Robert Murillo and Mikiko Imai Ollison.

1. The OECD Trade Facilitation Indicators (TFIs) measure the relative economic impact of addressing specific hurdles in the trade and border procedures in 133 countries. Moise and Sorescu (2013) provide further details on the methodology and findings from the TFIs. They find that the policy areas that seem to have the greatest impact on trade volumes and trade costs are the availability of trade-related information, the simplification and harmonization of documents, the streamlining of procedures and the use of automated processes.

FIGURE 17.4 Of the 10 economies making the greatest progress toward the frontier in trading across borders over the past 5 years, 9 are in Sub-Saharan Africa



Note: The distance to frontier scores shown in the figure indicate how far each economy is from the best performance achieved by any economy on the trading across borders indicators since DB2006 (2005). The scores are normalized to range between 0 and 100, with 100 representing the frontier. The data refer to the 183 economies included in DB2010 (though for practical reasons the figure does not show all 183). Barbados, Libya, Malta, Myanmar, San Marino and South Sudan were added in subsequent years. The vertical bars show the improvement in the 20 economies advancing the most toward the frontier in trading across borders between 2009 and 2013. Source: *Doing Business* database.

2. Djankov, Freund and Pham 2010. The authors determine how time delays affect international trade, especially the days it takes to move a standard cargo from the factory gate to the vessel. They use a gravity equation that controls for remoteness and find significant effects of time and costs on trade.
3. Freund and Rocha 2011. The authors use a modified gravity equation that controls for importer fixed effects and exporter remoteness to determine whether different types of export costs affect trade differently. A key conclusion is that inland transit delays have a robust negative effect on the value of exports.
4. Carballo, Graziano and Martincus 2013. The authors estimate the trade effects of customs delays on firm exports in Uruguay during 2002-11. Using a dataset that consists of nearly all export transactions in Uruguay during that period—with the associated time it took for each of these transactions to go through customs—the authors find a significant correlation between time delays and export flows. Effects are particularly severe for exports of time-sensitive products to secondary buyers in OECD economies.
5. *Doing Business* measures the time and cost (excluding tariffs) of exporting and importing a standardized 20-foot, 10-ton cargo container of goods by sea transport, except for the time and cost at sea. Because the *Doing Business* methodology only considers trade by sea transport, regional trade—which is becoming increasingly important for small and medium-size enterprises—might not be captured in regions such as Sub-Saharan Africa and Europe and Central Asia. To ensure comparability across economies, *Doing Business* assumes trade by sea transport because it accounted for 80% of the volume of global trade in 2012 (UNCTAD 2013).
6. Includes every official procedure but excludes the actual time at sea.
7. Djankov, Freund and Pham 2010.



Enforcing contracts

- Enforcing contracts is easiest in Luxembourg, where resolving the standardized commercial dispute measured by *Doing Business* takes 321 days and 26 procedures and costs 9.7% of the value of the claim.
- *Doing Business* recorded 14 reforms making it easier to enforce contracts between June 2012 and June 2013—and 66 over the past 5 years.
- Côte d'Ivoire improved the most in the ease of enforcing contracts in 2012/13 after creating a specialized commercial court.
- Among regions, Sub-Saharan Africa made the most reforms in enforcing contracts over the past 5 years.
- Since 2009 Poland has made the greatest progress toward the frontier in regulatory practice in enforcing contracts.
- Introducing e-filing was a common feature of reforms making it easier to enforce contracts in the past 5 years, considerably streamlining court procedures.

For more information on good practices and research related to enforcing contracts, visit <http://www.doingbusiness.org/data/exploretopics/enforcing-contracts>. For more on the methodology, see the section on enforcing contracts in the data notes.

Efficient contract enforcement is essential for a business-friendly environment. It reduces informality, improves access to credit and increases trade. A study of 27 economies found that the informal sector's share in overall economic activity decreases with better contract enforcement quality, measured by a country-wide measure of rule of law, as well as by the firm's perception of the fairness of courts.¹ A study in Eastern Europe found that in economies with slower courts, firms tend to have less bank financing for new investments.² And recent research on East Asia and the Pacific found that simplifying contract enforcement was associated with higher international trade.³

Doing Business measures the time, cost and procedures involved in resolving a standardized commercial lawsuit between 2 domestic businesses through the local first-instance court. The dispute involves the breach of a sales contract worth twice the income per capita of the economy. The case study assumes that a seller delivers custom-made goods to a buyer who refuses delivery of the goods, alleging that they are of inadequate quality. To enforce the sales agreement, the seller files a claim with a local court, which hears arguments on the merits of the case. Before reaching a decision in favor of the seller, the judge appoints an expert who provides an opinion on the quality of the goods in dispute. This distinguishes the case from simple debt enforcement. The time, cost and procedures are measured throughout the 3 main phases of court proceedings: filing and service of process, trial and judgment, and enforcement.

The efficiency of courts continues to vary greatly around the world. Contract enforcement can take less than 10 months in New Zealand and Norway but almost

4 years in Bangladesh. The trial and judgment phase, which mainly involves exchanging briefs, appearing in court and obtaining a judgment—as well as corresponding waiting periods—is the most time-consuming one. On average it accounts for 64% of the time to resolve the standardized case measured by the enforcing contracts indicators.

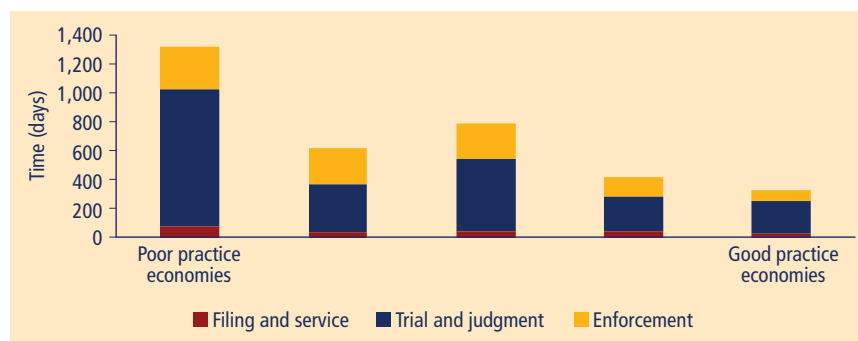
There are also wide variations in the cost of contract enforcement, ranging from 21% of the value of the claim in OECD high-income economies to 51.6% in Sub-Saharan Africa. The largest expense is attorney fees to try cases and enforce judgments. On average such fees account for two-thirds of total costs.

Among the 189 economies covered by *Doing Business*, Luxembourg has the top ranking on the ease of enforcing contracts. But contract enforcement is fastest in Singapore, where it takes just 150 days to resolve the standardized case measured by *Doing Business*. On average the enforcement phase—the period from when the time to file an appeal has elapsed until the plaintiff has recovered the value of the claim—accounts for 29.6% of the time for contract enforcement globally, but only 21.9% in the 5 top-ranked economies (figure 18.1).

WHO REFORMED IN ENFORCING CONTRACTS IN 2012/13?

Between June 2012 and June 2013 *Doing Business* recorded 14 reforms making it easier to enforce contracts (table 18.1). During that time Côte d'Ivoire improved the most in the ease of enforcing contracts. After the postelectoral crisis of 2011, resolving a commercial dispute in Abidjan took 770 days. Civil courts

FIGURE 18.1 The enforcement phase takes proportionally less time in the 5 top-ranked economies



Note: Poor practice economies are the 5 lowest-ranked economies on the ease of enforcing contracts. The second column represents the 5 economies ranked from 140 to 144 on the ease of enforcing contracts. The third column represents the 5 economies ranked from 93 to 97. The fourth column represents the 5 economies ranked from 45 to 49. Good practice economies are the 5 top-ranked economies. The filing and service phase is the period from when the plaintiff brings a lawsuit until process is served on the defendant. This includes seeking compliance with the contract outside of court, mandatory mediation if applicable, meeting with a lawyer, drafting the statement of claim, filing it with the court and serving it on the defendant. The trial and judgment phase is the period from when process is served on the defendant until the time to file an appeal has elapsed. This includes exchanging written briefs between the parties, 1 or more hearings, appointing an expert, writing the judgment and the appeal time. The enforcement phase is the period from when the time to file an appeal has elapsed until the plaintiff has recovered the value of the claim. This includes locating and seizing the defendant's movable assets, organizing and advertising the public sale, holding the sale and recovering the value of the claim.

Source: *Doing Business* database.

in Abidjan were backlogged, and commercial cases were stuck among civil cases. In 2012, to provide more suitable responses to business disputes, a stand-alone commercial court was created in Abidjan. In addition, professional judges were appointed to work with newly recruited lay judges. Today it takes 585 days to resolve a commercial dispute in Abidjan (figure 18.2).

Other economies also reformed in enforcing contracts in 2012/13. New Zealand implemented an electronic case management system that monitors and manages cases on court dockets from the filing of claims until judgments are issued, which should lead to lower costs and shorter resolution times. Palau made its courts more efficient by introducing e-filing. The system allows litigants to file complaints

electronically—increasing transparency, expediting the filing and service of process and preventing the loss, destruction or concealment of court records.

Making execution proceedings more efficient has also been a common feature of reforms in enforcing contracts. Three economies implemented such changes in 2012/13. In 2012 the Czech Republic established that for most cases, courts are no longer responsible for ordering execution proceedings and nominating executors, instead delegating execution proceedings to entrusted executors and making the process cheaper and faster. That same year Mauritius liberalized the enforcement officer profession, allowing winning parties to choose between private and court bailiffs to conduct enforcement proceedings.

China, Colombia, Mexico and Romania amended procedural rules for commercial cases, mainly to reduce backlogs, simplify and expedite court proceedings and limit obstructive tactics by the parties. New legislation adopted by China in August 2012 imposes more stringent rules on service of process and requires judgments to be made publicly available online.

Since June 2012 Italy has reduced attorney fees the most among all the economies measured. Judges were given an official fee schedule to determine attorney fees when agreements are not reached between attorneys and clients, which contributed to the adjustment of the market price for legal services and cut attorney fees by 6.8 percentage points, to 15% of the value of the claim.

TABLE 18.1 Who made enforcing contracts easier in 2012/13—and what did they do?

Feature	Economies	Some highlights
Increased procedural efficiency at main trial court	China; Colombia; Estonia; Italy; Mexico; New Zealand; Romania	China made enforcing contracts easier by amending its Code of Civil Procedure to streamline and expedite court proceedings.
Made enforcement of judgment more efficient	Croatia; Czech Republic; Mauritius	The Czech Republic established that for most cases, courts are no longer responsible for ordering execution proceedings and nominating executors, instead delegating execution proceedings to entrusted executors.
Introduced or expanded specialized commercial court	Côte d'Ivoire; Togo	Côte d'Ivoire created a specialized commercial court.
Introduced electronic filing	Palau; Uzbekistan	Palau made enforcing contracts easier by introducing an e-filing system.

Source: *Doing Business* database.

WHAT HAVE WE LEARNED FROM 5 YEARS OF DATA?

In the past 5 years *Doing Business* recorded 66 reforms that made it easier to enforce contracts (figure 18.3). Sub-Saharan Africa had the most reforms, with 22. Some economies in the region overhauled the organization of their courts or systems of judicial case management for commercial dispute resolution, but the main trend has been to introduce specialized commercial courts. Three other regions—East Asia and the Pacific, South Asia and the Middle East and North Africa—shortened litigation times.

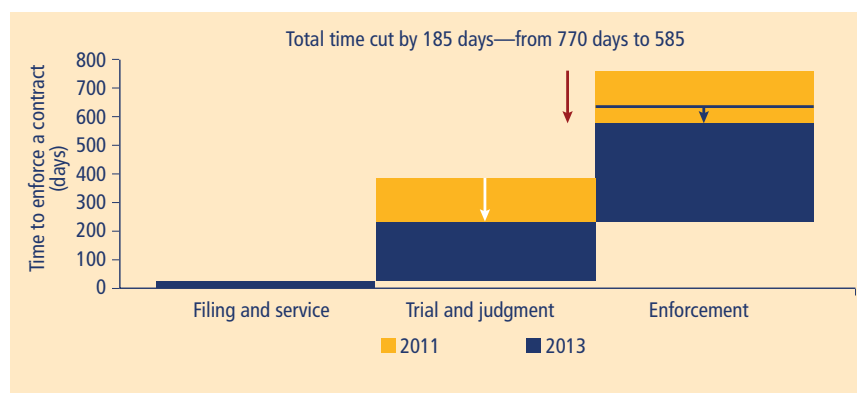
Over the years the most significant improvements in enforcing contracts have been made by economies that have introduced commercial courts, implemented case management systems or made e-filing readily available.

Since 2009 Poland has made the most progress toward the frontier in regulatory practice in enforcing contracts (figure 18.4). Poland has benefited from implementing a case management system, introducing an electronic court in Lublin, deregulating the bailiff profession, increasing the number of judges and amending the Civil Procedure Code.

The introduction of specialized courts tends to lead to greater specialization of judges—resulting in faster resolution times, cheaper contract enforcement, shorter court backlogs and increased efficiency.⁴ Of the 189 economies covered by *Doing Business*, 90 have dedicated standalone courts for enforcing contracts, specialized commercial sections in existing courts or specialized judges in general civil courts. In the 10 Sub-Saharan economies that have introduced commercial courts or sections since 2003—Burkina Faso, Cameroon, Côte d'Ivoire, Ghana, Mauritania, Mozambique, Nigeria, Rwanda and Togo—the average time to resolve the standardized case measured by *Doing Business* has reduced by 2.5 months.

Other economies have made courts more efficient by introducing comprehensive case management systems that control the movement of cases through courts or the total workload of courts. Case management is often performed by judges but can also be done by court administrators, especially if fully automated. Benefits associated with efficient case management systems include better record-keeping and better assessments of judges' performance and workloads. Sophisticated systems, such as that of the Republic of Korea (described in this report's case study on the country's e-court system), can also include detailed statistics that allow for more efficient distribution of tasks among court officials. Such information facilitates reallocation of resources in courts and raises judiciary productivity.

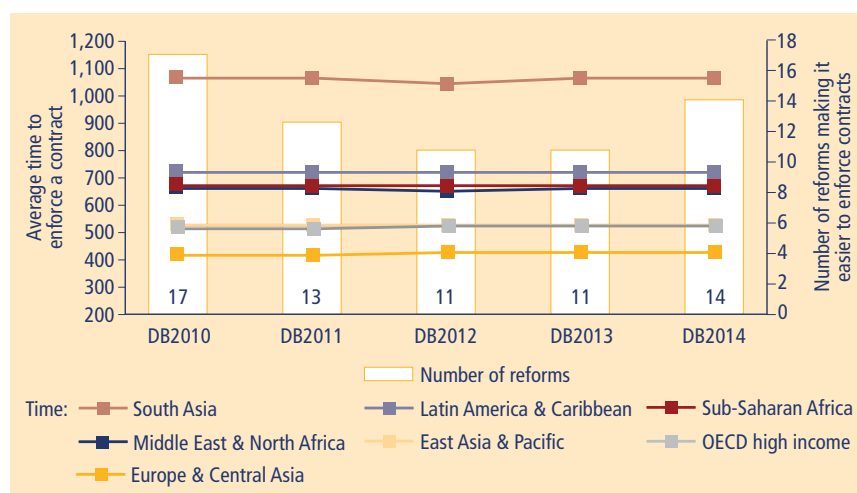
FIGURE 18.2 Côte d'Ivoire introduced a commercial court and cut the time to enforce contracts



Note: The white arrow indicates the decrease in the time for trial and judgment. The blue arrow indicates the decrease in the enforcement time. The red arrow indicates the decrease in the total time.

Source: *Doing Business* database.

FIGURE 18.3 Contract enforcement remains fastest in Europe and Central Asia



Note: To ensure accurate comparisons, the figure shows data for the same 183 economies for all years, from DB2010 (2009) to DB2014 (2013). The economies added to the *Doing Business* sample after 2009 and so excluded here are Barbados, Libya, Malta, Myanmar, San Marino and South Sudan. This figure uses regional classifications for 2013.

Source: *Doing Business* database.

Some economies have paired the introduction of electronic case management with the implementation of e-filing, allowing for the electronic transmission of initial complaints and supporting documents to courts. Advanced e-filing systems usually also allow court users to pay fees online and deliver service of process electronically, resulting in speedier trials, lower storage costs, better access to courts and more reliable and efficient

service of process. In Malaysia, which introduced an electronic case management system and e-filing between 2009 and 2011, court backlogs were reduced by more than 50% and the time to enforce contracts by almost 30% by 2012.

Of the 10 top performers in enforcing contracts, 7 have introduced e-filing or specialized commercial courts—and 3 have both.

FIGURE 18.4 Poland has made the greatest progress toward the frontier in regulatory practice in enforcing contracts in the past 5 years



Note: The distance to frontier scores shown in the figure indicate how far each economy is from the best performance achieved by any economy on the enforcing contracts indicators since DB2004 (2003). The scores are normalized to range between 0 and 100, with 100 representing the frontier. The data refer to the 183 economies included in DB2010 (though for practical reasons the figure does not show all 183). Barbados, Libya, Malta, Myanmar, San Marino and South Sudan were added in subsequent years. The vertical bars show the improvement in the 20 economies advancing the most toward the frontier in enforcing contracts between 2009 and 2013.

Source: Doing Business database.

NOTES

This topic note was written by Erica Bosio and Julien Vilquin.

1. Dabla-Norris and Inchauste Comboni 2008.
2. Safavian and Sharma 2007.
3. Duval and Utoktham 2009.
4. Djankov and others 2003.



Resolving insolvency

- Creditors of firms facing insolvency in Japan have higher recovery rates than in other economies.
- *Doing Business* recorded 12 reforms aimed at improving insolvency proceedings between June 2012 and June 2013 and 92 in the past 5 years.
- The Philippines made the biggest improvement in the efficiency of insolvency proceedings in the past year.
- The Czech Republic has made the most progress toward the frontier in regulatory practice in resolving insolvency since 2009.
- Common features of insolvency reforms in the past 5 years include passing new bankruptcy laws, eliminating formalities and tightening time limits of insolvency proceedings, and regulating the profession of insolvency administrators.
- OECD high-income economies had the biggest increase in the recovery rate in the past 5 years, while Europe and Central Asia had the most insolvency reforms.

For more information on good practices and research related to resolving insolvency, visit <http://doingbusiness.org/data/exploretopics/resolving-insolvency>. For more on the methodology, see the section on resolving insolvency in the data notes.

The financial crisis tested insolvency frameworks around the world. In the United States the number of business insolvency filings rose from 39,307 in 2008 to 55,645 in 2009. Though the number of new cases fell after 2009—to 51,259 in 2010 and 43,470 in 2011—not until 2012 did the system return to precrisis filing levels.¹ In Western Europe corporate insolvency filings rose 22% between 2008 and 2009, with the biggest increases in Ireland (81%) and Spain (77%).²

Western Europe is still far from returning to its precrisis numbers. At the end of 2011 corporate insolvency filings were still 17% higher than in 2008. Between 2008 and 2012 Spain recorded one of the biggest increases—182%. In 2012 alone the number of corporate insolvency filings in Spain jumped from 5,666 to 7,780.³ The increase in corporate insolvency filings in Ireland between 2008 and 2012 was nearly as staggering—118%. But Ireland has shown some improvement, with only negligible increases between 2011 and 2012.⁴

Weaknesses of insolvency regimes become apparent during crises. When a weak insolvency framework does not provide for effective formal and out-of-court mechanisms to address financial distress, more debts remain unresolved and more companies languish, unprofitable but with their assets unavailable to their creditors and little chance of turnaround. An insolvency framework that allows debtors and creditors to find solutions through fast, inexpensive, transparent procedures can facilitate debt repayment, encourage lending and lead to a higher survival rate for viable enterprises. A recent study shows that Brazil's 2005 reform, which established greater protection for secured

creditors, led to a significant reduction in the cost of debt and an increase in both short-term and long-term debt.⁵

To analyze the efficiency of insolvency frameworks across economies, *Doing Business* measures the time, cost and outcome of insolvency proceedings involving domestic entities. The time for creditors to recover loans is recorded in calendar years. The cost of proceedings is recorded as a percentage of the value of the debtor's estate. The recovery rate for creditors depends on whether the distressed company emerges from the proceedings as a going concern or its assets are sold piecemeal. The rate is recorded as cents on the dollar recouped by secured creditors through reorganization, liquidation or debt collection (foreclosure or receivership) proceedings. If an economy had no reorganization, liquidation, receivership or foreclosure cases over the past 5 years, it receives a "no practice" classification—meaning that creditors are unlikely to recover their money through a formal legal process, in or out of court. Rankings on the ease of resolving insolvency are based on the recovery rate, which is affected by the time, cost and outcome associated with the most likely insolvency procedure applicable to the indicator's case study in each economy.

Doing Business analyzes 1 of the 4 types of procedures that may apply to an insolvent firm: reorganization, liquidation, receivership and foreclosure. These procedures differ in 3 main ways: the extent to which they allow secured creditors to recover their debt, the likelihood that a viable business will continue operating as a going concern after insolvency proceedings and the extent to which the concerns of unsecured creditors are addressed.

Reorganization has the advantage of addressing debts of all creditors, secured and unsecured, and allows viable businesses to continue operating as a going concern. This is the most economically efficient outcome for the *Doing Business* case study, since it assumes a company that is viable. Liquidation also addresses the concerns of all creditors collectively, though the business is usually shut down upon the completion of proceedings. In receiverships, where a secured creditor takes over the operation of the debtor's company to protect its collateral, the business may continue operating as a going concern. But the secured creditor is in full control of the process, not allowing unsecured creditors to participate at all. At the same time, the receiver is obligated to pay unsecured creditors if there are sufficient funds after the secured creditor has been paid in full. Finally, foreclosures may maximize the interests of secured creditors but do not allow the continuation of the business and ignore the concerns of unsecured creditors.

The highest recovery rates are recorded in economies where reorganization is the most common insolvency proceeding

(figure 19.1). Recovery rates vary significantly among economies where liquidation is the most common procedure because of major differences in the legal institutions (such as courts and insolvency representatives) applying the insolvency framework. Individual debt enforcement proceedings (receiverships and foreclosures) result in comparatively high recovery rates for secured creditors, though unsecured creditors receive nil returns. Finally, *Doing Business* has observed 19 “no practice” economies, where the recovery rate is recorded as zero.

WHO REFORMED IN RESOLVING INSOLVENCY IN 2012/13?

Between June 2012 and June 2013 *Doing Business* recorded 12 reforms aimed at making resolving insolvency easier (table 19.1). Most reforms were recorded in Europe and Central Asia and Sub-Saharan Africa.

Promoting reorganization was a common feature of several recent reforms. Croatia established an expedited out-of-court restructuring procedure with strict

timeframes, while Moldova introduced the option of prepackaged reorganizations. Rwanda instituted a moratorium on enforcement actions during reorganizations, and Ukraine adopted a new insolvency framework that strengthened protections of secured creditors, introduced debt-equity swaps and streamlined the insolvency process.

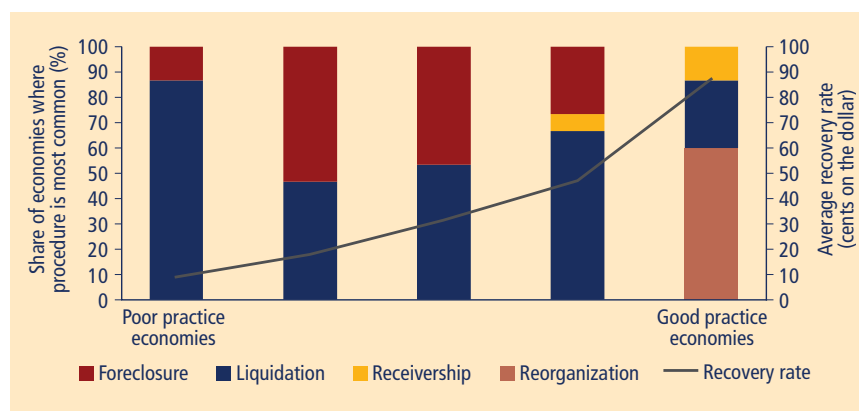
Italy made its restructuring proceedings more accessible and flexible. Debtors can now take advantage of a moratorium on creditor collection actions to allow sufficient time to negotiate and develop a restructuring plan. Before this change, debtors applying for restructuring proceedings had to propose a plan at the time of commencement, which discouraged many from seeking restructuring and caused them to pursue liquidation instead. As a result of the reform viable businesses have a better chance of coming through restructuring and continuing to operate as a going concern.

WHAT HAVE WE LEARNED FROM 5 YEARS OF DATA?

In the past 5 years *Doing Business* recorded 92 insolvency reforms in 62 economies (figure 19.2). These reforms have different purposes and objectives and can be classified into 2 categories: foundational and evolutionary. Foundational reforms create an insolvency framework or establish new insolvency procedures and usually require legislative action. Evolutionary reforms improve existing procedures by strengthening the legal framework or the institutions applying it, to achieve the most economically efficient outcomes.

Economies undertaking foundational reforms usually have no formal insolvency regime, and creditors mostly rely on individual proceedings as a means of debt enforcement in cases of debtor default. Individual court proceedings such as foreclosures can be effective for returning secured creditors' investment but do not allow the reorganization and rescue of a viable business, which maximizes the economic value of debtors' assets. To address these problems, most economies have adopted insolvency frameworks with one or more collective debt proceedings.

FIGURE 19.1 Higher recovery rates are more likely in economies where reorganization is the most common insolvency proceeding



Note: Poor practice economies are the 15 lowest-ranked economies on the ease of resolving insolvency, excluding “no practice” economies. The second column represents the 15 economies ranked from 135 to 149 on the ease of resolving insolvency. The third column represents the 15 economies ranked from 88 to 102. The fourth column represents the economies ranked from 40 to 54. Good practice economies are the 15 top-ranked economies. The line refers to the average recovery rate for the 15 economies represented by each column. Reorganization is the process aimed at restoring the financial health and viability of a debtor's business so that it can continue to operate as a going concern. Liquidation is the process of assembling and selling the assets of an insolvent debtor in order to dissolve it and distribute the proceeds to its creditors. Liquidation may include a piecemeal sale of the debtor's assets or a sale of all or most of its assets as a going concern. Receivership is the process of appointing a receiver to take custody of the business of a defaulting debtor for the benefit of secured creditors. Foreclosure is the process of taking possession of a mortgaged property as a result of the debtor's failure to keep up mortgage payments in order to sell the property and distribute the proceeds to its creditors. Source: *Doing Business* database.

TABLE 19.1 Who made resolving insolvency easier in 2012/13—and what did they do?

Feature	Economies	Some highlights
Increased the likelihood of successful reorganization	Israel; Italy; Moldova; Rwanda; Ukraine	Italy extended moratorium protections to the period when restructuring plans are being prepared, granted priority to postcommencement financing and allowed debtors under restructuring to participate in public tenders.
Regulated profession of insolvency administrators	The Bahamas; Belarus; Moldova; Ukraine	The Bahamas clearly defined professional requirements, duties, powers and remuneration of insolvency practitioners and liquidators.
Eliminated formalities or introduced or tightened time limits	Moldova; Rwanda; Tanzania; Ukraine	Moldova shortened statutory periods for several stages of insolvency proceedings, including the maximum duration of liquidation and restructuring procedures, and reduced opportunities for appeal.
Established or promoted reorganization, liquidation or foreclosure procedures	Democratic Republic of Congo; Djibouti	The Democratic Republic of Congo and Djibouti established clear frameworks for 3 proceedings—preventive settlement, composition with creditors and liquidation.
Strengthened the rights of secured creditors	Italy; Ukraine	Ukraine allowed creditors to file claims after statutory deadlines and granted secured creditors the right to veto proposed rehabilitation plans.
Introduced framework for out-of-court restructurings	Croatia; Mauritius	Croatia established a prebankruptcy settlement procedure.

Source: *Doing Business* database.

Nearly a third of the reforms in the past 5 years were foundational. Two economies with recent foundational reforms are the Democratic Republic of Congo and Djibouti. The Democratic Republic of Congo established new legal frameworks for liquidation and reorganization proceedings in 2012, implementing provisions of the Organization for the Harmonization of Business Law in Africa's Uniform Act Organizing Collective Proceedings for Wiping Off Debts. Djibouti adopted a new

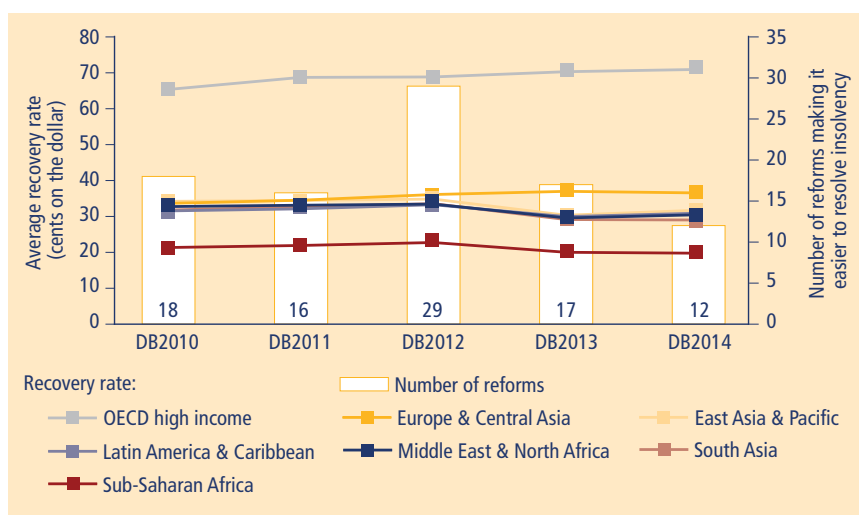
Commercial Code that largely follows the provisions in that act.

Economies undertaking evolutionary reforms already have insolvency frameworks with one or more collective proceedings, but aspects of these frameworks need improvement. A successful insolvency framework consists of more than comprehensive laws and regulations—it encompasses established practices related to insolvency proceedings

as well as effective institutions in charge of implementing regulations and maintaining established practices, such as applicable courts and insolvency representatives. Evolutionary reforms improve regulations and institutions and remedy problems identified through practice.

Just over two-thirds of the reforms in the past 5 years were evolutionary. Such reforms include creating specialized bankruptcy courts, expediting insolvency proceedings, making business operations during reorganization easier and regulating the profession of insolvency representatives.

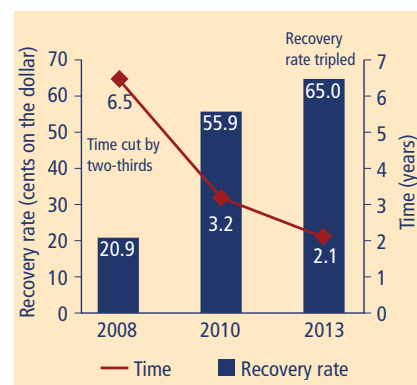
FIGURE 19.2 OECD high-income economies have consistently had the highest recovery rate



Note: To ensure accurate comparisons, the figure shows data for the same 183 economies for all years, from DB2010 (2009) to DB2014 (2013). The economies added to the *Doing Business* sample after 2009 and so excluded here are Barbados, Libya, Malta, Myanmar, San Marino and South Sudan. This figure uses regional classifications for 2013.

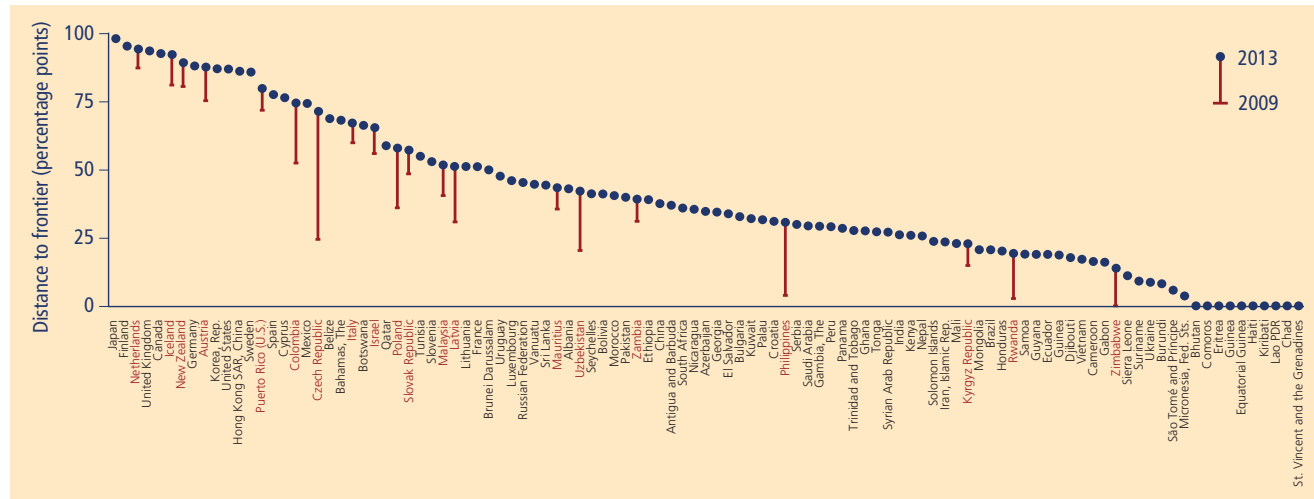
Source: *Doing Business* database.

FIGURE 19.3 The Czech Republic made insolvency proceedings more efficient



Source: *Doing Business* database.

FIGURE 19.4 The Czech Republic has advanced the most toward the frontier in resolving insolvency in the past 5 years



Note: The distance to frontier scores shown in the figure indicate how far each economy is from the best performance achieved by any economy on the resolving insolvency indicators since DB2004 (2003). The scores are normalized to range between 0 and 100, with 100 representing the frontier. The data refer to the 183 economies included in DB2010 (though for practical reasons the figure does not show all 183). Barbados, Libya, Malta, Myanmar, San Marino and South Sudan were added in subsequent years. The vertical bars show the improvement in the 20 economies advancing the most toward the frontier in resolving insolvency between 2009 and 2013.

Source: *Doing Business* database.

The Czech Republic provides a good example of successful evolutionary reforms, achieving some of the biggest improvements in the past 5 years as measured by *Doing Business* by continuously strengthening its insolvency framework. A new insolvency law went into effect in 2008 and declared reorganization the preferred method of resolving insolvency. Liquidation and reorganization proceedings were streamlined, and insolvency representatives became subject to educational and professional requirements as well as stricter government oversight.

Application of the new regulations identified some inefficiencies that led to further reforms in 2009 and 2012. By 2011 reorganization was the most common insolvency procedure in the Czech Republic, and survival of distressed but viable companies was the prevailing outcome. By 2013 the time to complete insolvency proceedings had fallen by 4.4 years compared with 2008 (figure 19.3). The recovery rate of creditors in the Czech Republic more than tripled over the past 6 years (from 20.9 cents on the dollar in 2008 to 65.0 cents on the dollar in 2013).

Examples like the Czech Republic, as well as many other economies, show that meaningful improvements to insolvency systems require sustained, continuous efforts. Foundational reforms can produce results, but they are often insufficient to facilitate the most economically efficient outcomes of insolvency proceedings—the reorganization of businesses that are economically viable and the liquidation of businesses that are not. By implementing both foundational and evolutionary reforms over the past 5 years, economies have significantly narrowed the gap with the frontier in regulatory practice in resolving insolvency (figure 19.4).

In many cases effects of reforms are not immediately evident, and it may take several years before they can be quantified. An absence of instant results should not discourage economies from adopting further reforms and continuing to improve the insolvency framework. A good example is the Philippines, the economy that made the biggest improvement in the efficiency of insolvency proceedings in 2012/13. The new insolvency law that led to this improvement—the Financial

Rehabilitation and Insolvency Act of 2010—was adopted in July 2010, but its impact was felt in the resolving insolvency indicators only in 2012/13.

NOTES

This topic note was written by Fernando Dancausa, Rong Chen and Olena Koltko.

1. United States Courts: Bankruptcy Statistics, <http://www.uscourts.gov/Statistics/BankruptcyStatistics.aspx>. Statistics represent business filings under Chapter 11 and Chapter 7 of the U.S. Bankruptcy Code.
2. Creditreform 2010. <http://www.insolvencyjournal.ie/stats>. Statistics represent corporate insolvency filings that include both liquidations and reorganizations.
3. Instituto Nacional de Estadística, <http://www.ine.es/>. Statistics represent corporate insolvency filings that include both liquidations and reorganizations.
4. Creditreform 2012. <http://www.insolvencyjournal.ie/stats>. Statistics represent corporate insolvency filings that include both liquidations and reorganizations.
5. Funchal 2008.



Annex: employing workers

- Thirteen economies implemented reforms in labor regulation affecting the *Doing Business* indicators on employing workers between June 2012 and June 2013; 51 did so in the past 5 years.
- This annex highlights 3 of the 29 areas of labor regulation measured: probationary period, paid annual leave and length of the workweek.
- Most economies set 3–6 months as the maximum duration for probationary periods.
- Seventy-nine economies provide 15–21 days paid annual leave, consistent with International Labour Organization (ILO) Convention 132 on holidays with pay.
- One hundred and seventy-eight economies limit employees' workweek in manufacturing to 6 or fewer days, complying with ILO Convention 14 on the length of the workweek.

For more information on the methodology for the employing workers indicators, see the section on employing workers in the data notes or visit <http://www.doingbusiness.org/data/exploretopics/employing-workers>.

Rules governing relations between employers and employees are a key component of an economy's regulatory environment. All economies covered by *Doing Business* have some type of labor regulations. These regulations most commonly address areas where labor markets do not work efficiently and equitably. Examples include information asymmetries between employers and employees, uneven bargaining power between the 2 parties and insufficient insurance against risks related to employment (such as loss of employment).

These types of market imperfections can result in inefficient and unjust outcomes and should be addressed by labor laws. But it is possible to have excessively burdensome regulation that is counterproductive, adversely affecting the interests of the people (employees) the regulation is intended to protect. Overly rigid labor regulations can slow job creation and hinder economic performance. Well-functioning employment laws address the imperfections of labor markets without imposing excessive rigidities on the economy.¹

Doing Business, through its employing workers indicators, measures flexibility in regulation of employment relating to hiring, work scheduling, redundancy rules and redundancy costs. These measures are fully consistent with the conventions of the International Labour Organization (ILO) but focus on formal labor regulations rather than whether such regulations are enforced in practice.² To make data comparable across 189 economies, *Doing Business* uses a standardized case study that assumes, among other things, a limited liability manufacturing company with 60 employees.

HIGHLIGHTS FROM THE EMPLOYING WORKERS DATA

Doing Business covers 29 areas related to employing workers, all listed in the employing workers data section on the *Doing Business* website and summarized at the end of this report. This year's report highlights 3 of them: probationary period, paid annual leave and length of the workweek.

Probationary period

The probationary period is a fixed-length monitoring period imposed on new employees to determine whether they have the skills and abilities needed to perform the work agreed to in their employment contracts. By asking new employees to serve probationary periods, businesses can gain important information on the workers' skills, work quality and habits, and level of cooperation. If employers are not satisfied, they can terminate the employment contracts of workers under probation with more flexible conditions than for regular workers.³ The probationary period can make the transition of young workers into the labor market easier because it provides them with training opportunities and removes some of the risks to employers of hiring employees with little or no work experience.

Probation also provides an opportunity for new employees to acquire organizational and professional knowledge while displaying their skills. Because learning processes are gradual, employees acquire the abilities needed to perform their jobs adequately only after a certain period, at the end of which their performance can be evaluated.⁴

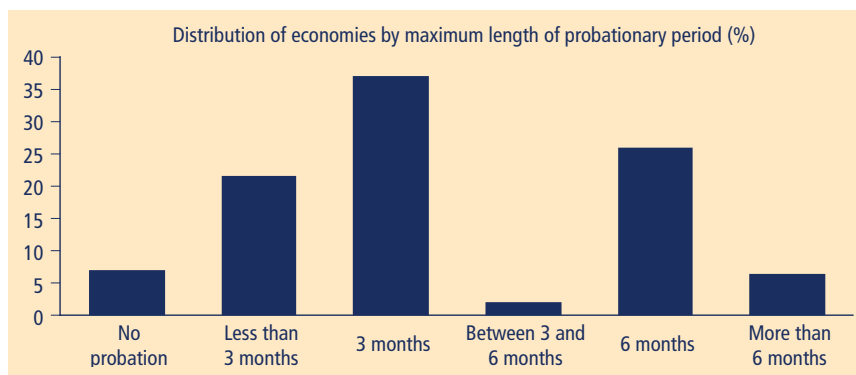
But if some critical elements are overlooked, probation provisions might fail to generate the expected benefits. First, in economies with rigid employment contracts, employers might seek flexibility by abusing probation and hiring workers only for the trial period, then replacing them at the end of their probation. As a solution some labor laws set a maximum number of trial workers for a single position.

Second, efficient regulations should set the probationary period for an appropriate duration. If the probationary period is too short, employers will not be able to correctly assess new employees.

Moreover, new employees will not be able to receive sufficient training for their jobs. Conversely, workers might lack adequate protection if an excessively long probationary period is allowed. Jobs entailing complex tasks typically require longer learning horizons, so in many economies trial periods tend to be longer for positions requiring greater skills and specialization.⁵

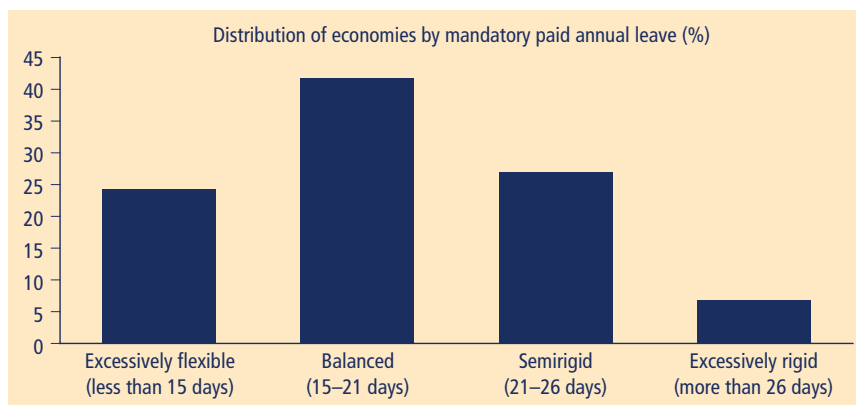
Among the 189 economies covered by *Doing Business*, 7% do not allow any probation, 59% allow a probationary period of 3 months or less, 2% allow between 3 and 6 months and 32% allow 6 months or more (figure 20.1).

FIGURE 20.1 The most common maximum limits for probationary periods are 3 and 6 months



Source: *Doing Business* database.

FIGURE 20.2 More than 40% of economies balance flexibility and protection in mandatory paid annual leave



Note: The designation *excessively flexible* accords with ILO Convention 132, which states that paid annual leave should not be less than 3 working weeks (15 working days if a 5-day workweek is assumed). The designations *semirigid* and *excessively rigid* are based on the final report of the Employing Workers Consultative Group. Paid annual leave refers to economy averages for workers with 1, 5 and 10 years of tenure.

Source: *Doing Business* database.

Paid annual leave

Paid annual leave is the time that employees are granted leave with social protection and income. Paid annual leave is in addition to public holidays, sick leave, weekly rest, and maternity and paternal leave. According to ILO Convention 132 on holidays with pay, employees have the right to 3 weeks of paid leave a year. The *Doing Business* paid annual leave indicator shows that 24% of economies provide less than 3 weeks of paid annual leave—provisions that can be characterized as excessively flexible. For example, average paid annual leave in Hong Kong SAR, China for workers with 1, 5 and 10 years of tenure is 10.33 days.

More than 40% (79) of the economies covered by *Doing Business* balance flexibility and worker protection by offering 15–21 days of paid annual leave (figure 20.2).⁶ Examples include Cambodia, where the average is 19.33 days, and the Netherlands, where it is 20.

Economies with different income levels tend to have different provisions for paid annual leave. On average, upper-middle-income and lower-middle-income economies mandate less paid annual leave than do high- and low-income economies (figure 20.3). The formal sectors of low-income economies provide the most days of mandatory paid annual leave. But in these economies the formal sector does not include most workers, so this benefit is available to only a small group of workers.

Length of the workweek

Regulation on the maximum number of workdays per week is among the main subjects of labor legislation. A proper amount of weekly rest is needed to ensure high productivity and work efficiency while maintaining employees' physical and mental health. While ensuring that workers are entitled to sufficient time off, labor legislation should also provide firms with the flexibility they need to shape their operations around market dynamics.

In 166 of the 189 economies covered by *Doing Business*, labor regulations balance flexibility and worker protection by limiting the length of the workweek

to between 5.5 and 6 days (figure 20.4). Conversely, in 11 economies labor legislation is excessively flexible, allowing employees to work 7 days a week in case of need. Finally, in 12 of the economies covered, weekly rest provisions prohibit firms from employing workers for more than 5 days a week. In Ghana the maximum number of working days per week is 5. In Austria, Latvia, the Netherlands and Sweden it is 5.5. In Barbados, New Zealand and Puerto Rico (territory of the United States) it is 7.

Most of the economies covered by *Doing Business* have balanced provisions. This is true across all income groups. But when focusing on economies with excessively rigid or flexible workweek regulations, some interesting trends emerge. More than 10% of low-income economies limit the workweek to 5 days. Conversely, when workweek regulations are off balance in high-income and lower-middle-income economies, it is often because of excessive flexibility (figure 20.5).

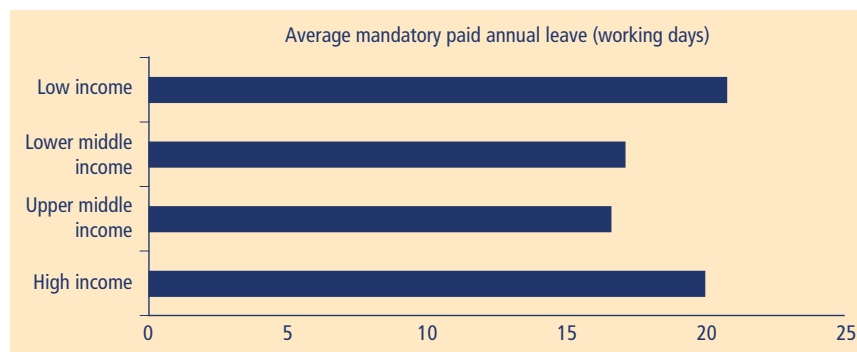
WHO REFORMED IN EMPLOYING WORKERS IN 2012/13?

In 2012/13, 13 economies changed their labor regulations in ways that affect the *Doing Business* indicators on employing workers (table 20.1). Of these, 7 economies changed their laws to increase labor market flexibility, while 6 did the opposite. Of those 7 economies, 2 are in the OECD high-income group and 2 are in East Asia and the Pacific. While most of the changes increasing labor market flexibility focused on redundancy costs or procedures, 2 economies introduced a minimum wage for the first time.

WHAT HAVE WE LEARNED FROM 5 YEARS OF DATA?

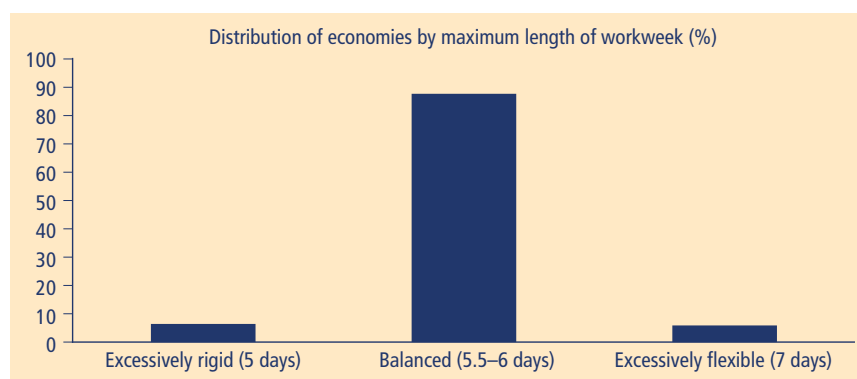
In the past 5 years 51 economies implemented 69 reforms affecting the employing workers indicators (figure 20.6). OECD high-income economies made the most changes, with 24, followed by Europe and Central Asia with 17, Sub-Saharan Africa with 8 and East Asia and the Pacific with 7.

FIGURE 20.3 Upper-middle-income economies require the least paid annual leave



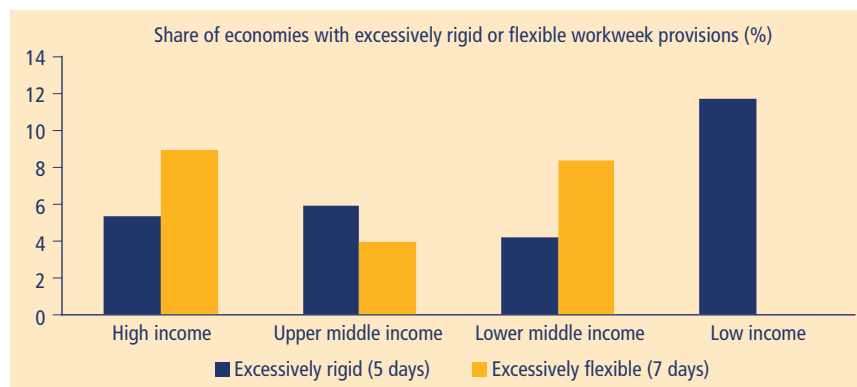
Note: Paid annual leave refers to economy averages for workers with 1, 5 and 10 years of tenure.
Source: *Doing Business* database.

FIGURE 20.4 Almost 90% of economies balance flexibility with worker protection in setting the maximum length of the workweek



Note: The designation *excessively flexible* accords with ILO Convention 14, which states that all staff in any industrial undertaking should enjoy in every period of 7 days a period of rest comprising at least 24 consecutive hours. The designation *excessively rigid* is based on the final report of the Employing Workers Consultative Group.
Source: *Doing Business* database.

FIGURE 20.5 More than 10% of low-income economies limit the workweek to 5 days



Note: The designation *excessively flexible* accords with ILO Convention 14, which states that all staff in any industrial undertaking should enjoy in every period of 7 days a period of rest comprising at least 24 consecutive hours. The designation *excessively rigid* is based on the final report of the Employing Workers Consultative Group.
Source: *Doing Business* database.

TABLE 20.1 Who changed labor legislation in 2012/13?

Feature	Economies	Some highlights
Hiring rules	Bahrain; Czech Republic; Malaysia; Niger; Slovak Republic; Spain; West Bank and Gaza	Bahrain restricted previously unlimited fixed-term contracts to 5 years. The Czech Republic abolished the lower minimum wage for an apprentice. Malaysia and West Bank and Gaza implemented a minimum wage in the private sector for the first time. Niger extended the maximum cumulative duration of fixed-term contracts from 24 months to 48. The Slovak Republic decreased the maximum duration of fixed-term contracts from 36 months to 24. Spain restricted previously unlimited fixed-term contracts to 12 months.
Redundancy costs and procedures	Ireland; Portugal; Slovak Republic; Slovenia; United Kingdom; Vietnam	Ireland removed the third-party notification requirement for terminating a redundant worker. Portugal eliminated the priority rules that applied to redundancy dismissals or layoffs. The Slovak Republic reintroduced the obligation to notify an employee's representatives upon termination of the employment relationship and mandatory severance pay for employees who worked at a company for more than 2 years. Slovenia shortened notice periods, decreased severance payments in cases of redundancy dismissal and eliminated priority rules for reemployment. The United Kingdom increased the cap on weekly wage provided to employees on the severance payment. Vietnam abolished priority rules for redundancies.
Work scheduling	Hungary; Portugal	Hungary lowered the premium for work performed at night or on a weekly rest day. Portugal reduced the wage premium for weekly holiday work, the time worked beyond the standard workweek, from 100% to 50%.

Source: *Doing Business* database.

Governments in Sub-Saharan Africa focused on reforming redundancy cost and work scheduling provisions. For example, Togo increased the wage premium for weekly holiday work in 2012.

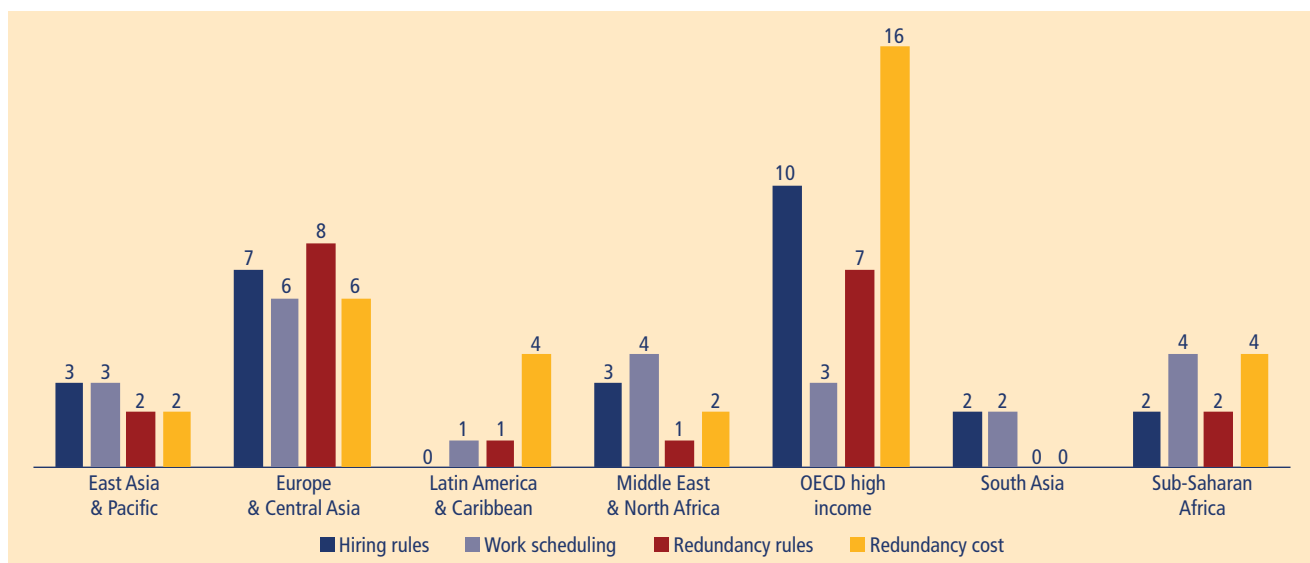
In 2010 Zimbabwe reduced severance payments to redundant workers; these were perceived by the authorities as being high, providing perverse incentives to employers not to hire. In 2009 Mauritius

implemented a number of changes, including an increase in mandatory annual leave, removal of the obligation for third-party approval in cases of redundancy dismissal and a reduction of the notice period in cases of redundancy, which was longer than in other economies in the region.

Governments in OECD high-income economies followed a different pattern. On the one hand they focused on reforming regimes for fixed-term contracts, generally allowing them to run longer. For example, in 2012 the Czech Republic increased the maximum duration of fixed-term contracts to 36 months, and to 108 months including all renewals. On the other hand, 5 labor regulation changes introduced by OECD high-income economies in the past 5 years either shortened the required notice period or reduced severance payments in cases of redundancy dismissal. Today the average notice period globally is 5.1 weeks and the average severance payment is 11.9 weeks of salary. Five years ago these averages were 5.25 weeks and 12.3 weeks. The changes were usually linked to efforts to increase labor market flexibility as part of strategies aimed at boosting employment.

Economies in Latin America and the Caribbean focused on reforms related

FIGURE 20.6 Since 2009 governments in every region have implemented reforms affecting different areas of labor regulation



Note: A single regulatory reform can affect more than 1 of the 4 areas covered by the employing workers indicators.

Source: *Doing Business* database.

to redundancy costs, generally changing the required notice period for employees or the severance pay applicable in cases of redundancy dismissal. One such change occurred in Belize in 2013. The number of labor regulation reforms in Europe and Central Asia has been significant, and the reforms are evenly distributed among the different areas measured by the employing workers indicators.


NOTES

This annex was written by Raian Divanbeigi, Dorina Georgieva, Jiawen Pan and Morgann Ross.

1. World Bank 2013b.
2. The employing workers indicators do not cover any of the ILO core labor standards, such as the right to collective bargaining, the elimination of forced labor, the abolition of child labor and equitable treatment in employment practices.
3. Zhang 2012.
4. Riphahn and Thalmaier 1999.
5. Pierre and Scarpetta 2004.
6. As noted in figures in this annex, some designations relating to paid annual leave as well as length of the workweek are based on the final report of the Employing Workers Consultative Group, whose members included the ILO, International Trade Union Confederation (ITUC), International Organisation of Employers (IOE) and Organisation for Economic Co-operation and Development (OECD). More information about the consultative group can be found on the *Doing Business* website.

References

- Abdul Aziz, Saliza, and Kamil Md. Idris. 2012. "The Determinants of Tax E-filing among Tax Preparers in Malaysia." *World Journal of Social Sciences* 2 (3): 182-88.
- Acemoglu, Daron, Simon Johnson and James A. Robinson. 2002. "Reversal of Fortunes: Geography and Institutions in the Making of the Modern World Income Distribution." *Quarterly Journal of Economics* 117 (4): 1231-94.
- Alesina, Alberto, Silvia Ardagna, Giuseppe Nicoletti and Fabio Schiantarelli. 2005. "Regulation and Investment." *Journal of the European Economic Association* 3 (4): 791-825.
- Alonso Ledesma, Carmen. 2007. "Algunas reflexiones sobre la función (la utilidad) del capital social como técnica de protección de los acreedores." *Estudios de derecho de sociedad e y derecho concursal: Libro homenaje al Profesor Rafael García Villaverde*. Madrid: Marcial Pons.
- Alvarez Voullième, Carlos, Constanza Capdevila de la Cerda, Fernando Flores Labra, Alejandro Foxley Rioseco and Andrés Navarro Haeussler. 2006. "Information and Communication Technologies in Chile: Past Efforts, Future Challenges." In *Global Information Technology Report 2005-2006*. Hampshire: Palgrave Macmillan.
- Amin, Mohammad. 2009. "Labour Regulation and Employment in India's Retail Stores." *Journal of Comparative Economics* 37: 47-61.
- Amiti, Mary, and Amit K. Khandelwal . 2011. "Import Competition and Quality Upgrading." *Review of Statistics and Economics* 95 (2): 476-90.
- Antunes, Antonio, and Tiago Cavalcanti. 2007. "Start Up Costs, Limited Enforcement, and the Hidden Economy." *European Economic Review* 51 (1): 203-24.
- Ardagna, Silvia, and Annamaria Lusardi. 2010. "Explaining International Differences in Entrepreneurship: The Role of Individual Characteristics and Regulatory Constraints." In *International Differences in Entrepreneurship*, edited by Josh Lerner and Antoinette Schoar. Chicago: University of Chicago Press.
- Azmi, Anna A. Che, and Yusniza Kamarulzaman. 2010. "Adoption of Tax E-Filing: A Conceptual Paper." *African Journal of Business Management* 4 (5): 599-603.
- Baccarini, David. 2000. "Risk Management Australian Style—Theory vs. Practice." In *Proceedings of the Project Management Institute Annual Seminars & Symposium*, Sydney, Australia, September 7-16. Newton Square, PA: Project Management Institute.
- Bae, Kee-Hong, Jae-Seung Baekb, Jun-Koo Kangc and Wei-Lin Liud. 2012. "Do Controlling Shareholders' Expropriation Incentives Imply a Link between Corporate Governance and Firm Value? Theory and Evidence." *Journal of Financial Economics* 105 (2): 412-35.
- Barseghyan, Levon. 2008. "Entry Costs and Cross-Country Differences in Productivity and Output." *Journal of Economic Growth* 13 (2): 145-67.
- Becht, Marco, Colin Mayer and Hannes F. Wagner. 2008. "Where Do Firms Incorporate? Deregulation and the Cost of Entry." *Journal of Corporate Finance* 14 (3).
- Beck, Thorsten, Chen Lin and Yue Ma. Forthcoming. "Why Do Firms Evade Taxes? The Role of Information Sharing and Financial Sector Outreach" *Journal of Finance*.
- Berman, Greenstreet. 2012. "Risk Assessment Decision Making Tool for Building Control Bodies, Summary Report." Department



- for Communities and Local Government, United Kingdom. https://www.gov.uk/government/uploads/system/uploads/attachment_data/file/8383/2076733.pdf.
- Bird, Richard M., and Oliver Oldman. 2000. "Improving Taxpayer Service and Facilitating Compliance in Singapore." PREM-note 48, World Bank, Washington, DC. <http://www1.worldbank.org/prem/PREMNotes/premnote48.pdf>.
- Bird, Richard M., and Eric M. Zolt. 2008. "Technology and Taxation in Developing Countries: From Hand to Mouse." *National Tax Journal* 2 (61): 791.
- Blanchflower, David G., Andrew Oswald and Aloj Stutzer. 2001. "Latent Entrepreneurship across Nations." *European Economic Review* 45 (4): 680-91.
- Booth, Richard A. 2005. "Capital Requirements in United States Corporation Law." http://digitalcommons.law.umaryland.edu/cgi/viewcontent.cgi?article=1013&context=fac_pubs.
- Botero, Juan Carlos, Rafael La Porta, Florencio López-de-Silanes, Andrei Shleifer and Alexander Volokh. 2003. "Judicial Reform." *The World Bank Research Observer* 18 (1): 67-88.
- Botero, Juan Carlos, Simeon Djankov, Rafael La Porta, Florencio López-de-Silanes and Andrei Shleifer. 2004. "The Regulation of Labor." *Quarterly Journal of Economics* 119 (4): 1339-82.
- Branstetter, Lee G., Francisco Lima, Lowell J. Taylor and Ana Venâncio. 2013. "Do Entry Regulations Deter Entrepreneurship and Job Creation? Evidence from Recent Reforms in Portugal." *The Economic Journal* (July 16). <http://onlinelibrary.wiley.com/doi/10.1111/eoj.12044/abstract>.
- Bruhn, Miriam. 2011. "License to Sell: The Effect of Business Registration Reform on Entrepreneurial Activity in Mexico." *Review of Economics and Statistics* 93 (1): 382-86.
- . 2013. "A Tale of Two Species: Revisiting the Effect of Registration Reform on Informal Business Owners in Mexico." *Journal of Development Economics* 103: 275-83.
- Bruhn, Miriam, and David McKenzie. 2013. "Entry Regulation and Formalization of Microenterprises in Developing Countries." Policy Research Working Paper 6507, World Bank, Washington, DC.
- Busse, Matthias, Ruth Hoekstra and Jens Königer. 2012. "The Impact of Aid for Trade Facilitation on the Costs of Trading." *Kyklos* 65: 143-63.
- Büyükkarabacak, Berrak, and Neven Valev. 2012. "Credit Information Sharing and Banking Crises: An Empirical Investigation." *Journal of Macroeconomics* 34 (3): 788-800.
- Carballo, Jeronimo, Alejandro Graziano and Christian Martincus. 2013. "Customs as Doorkeepers: What Are Their Effects on International Trade?" Inter-American Development Bank, Washington, DC.
- Cardenas, Mauricio and Sandra Rozo. 2009. "Firm Informality in Colombia: Problems and Solutions." *Desarrollo y Sociedad* 63: 211-43.
- Cavalcanti, Marco Antonio F. H. 2010. "Credit Market Imperfections and the Power of the Financial Accelerator: A Theoretical and Empirical Investigation." *Journal of Macroeconomics* 32: 118-44.
- Chan, Gordon Y. M. 2009. "Why Does China Not Abolish the Minimum Capital Requirement for Limited Liability Companies?" *Company Lawyer* 30 (10): 306-11.
- Chang, Roberto, Linda Kaltani and Norman Loayza. 2009. "Openness Can Be Good for Growth: The Role of Policy Complementarities." *Journal of Development Economics* 90: 33-49.
- Chen, Zhihong, Bin Ke and Zhifeng Yang. Forthcoming. "Minority Shareholders' Control Rights and the Quality of Corporate Decisions in Weak Investor Protection Countries: A Natural Experiment from China." *The Accounting Review*. <http://ssrn.com/abstract=1602868>.
- Cheng, Xiaoqiang and Hans Degryse. 2010. "Information Sharing and Credit Rationing: Evidence from the Introduction of a Public Credit Registry." CentER Discussion Paper 2010-345, Center for Economic Research, Tilburg University, Tilburg.
- Chicago Bar Association Task Force on Green Courts Initiative for the Circuit Court of Cook County. 2008. "Final Report and Recommendations." Chicago, IL. <http://www.chicagobar.org/AM/NavigationMenu/Home/Files/Green-CourtsInitiativeJan2009.pdf>.
- Ciccione, Antonio and Elias Papaioannou. 2007. "Red Tape and Delayed Entry." *Journal of the European Economic Association* 5 (2-3): 444-58.
- Creditreform. 2010. "Insolvencies in Europe 2009/10: A Survey by the Creditreform Economic Research Unit." Federation of Creditreform Associations. <http://www.creditreform.com/>.
- . 2012. "Insolvencies in Europe 2011/12: A Survey by the Creditreform Economic Research Unit." Federation of Creditreform Associations. http://www.creditreform.com/fileadmin/user_upload/CR-International/local_documents/Analysen/Insolvencies_in_Europe_2011-12.pdf.
- Crown Agents. 2012a. "Dominican Republic Single Window for External Trade Project, Product 1 Report Annex: Single Window Case Studies, Colombia." https://www.aduanas.gob.do/vuce/files/documentacion/productos-entregables/Product%201-Annex-Feb-2012_EN.pdf.
- . 2012b. "Dominican Republic Single Window for External Trade Project, Product 1 Report Annex: Single Window Case Studies, Singapore." https://www.aduanas.gob.do/vuce/files/documentacion/productos-entregables/Product%201-Annex-Feb-2012_EN.pdf.
- Cullen, Scott. 2012. "Risk Management." Whole Building Design Guide, National Institute of Building Sciences, Washington, DC. <http://www.wbdg.org/project/riskmanage.php>.
- Cuñat, Alejandro, and Marc J. Melitz. 2007. "Volatility, Labor Market Flexibility, and the Pattern of Comparative Advantage." NBER Working Paper 13062, National Bureau of Economic Research, Cambridge, MA.
- Dabla-Norris, Era, and Maria Gabriela Inchauste Comboni. 2008. "Informality and Regulations: What Drives the Growth of Firms?" *IMF Staff Papers* 55 (1): 50-82. <http://www.palgrave-journals.com/imfsp/journal/v55/n1/full/9450030a.html>.
- Dall'Olivo, Andrea, Mariana Loopty, Naoto Kaneira and Federica Saliola. 2013. "Productivity Growth in Europe." Policy Research Working Paper 6425, World Bank, Washington, DC.

- de Mel, Suresh, David McKenzie and Christopher Woodruff. 2013. "The Demand for, and Consequences of, Formalization among Informal Firms in Sri Lanka." *American Economic Journal: Applied Economics* 5 (2): 122-50.
- de Soto, Hernando. 2000. *The Mystery of Capital: Why Capitalism Triumphs in the West and Fails Everywhere Else*. New York: Basic Books.
- di Giovanni, Julian, and Andrei A. Levchenko. 2013. "Firm Entry, Trade, and Welfare in Zipf's World." *Journal of International Economics* 89 (2): 283-96.
- Djankov, Simeon. 2009. "The Regulation of Entry: A Survey." *The University Press* 24 (2): 183-203.
- Djankov, Simeon, Caroline Freund and Cong S. Pham. 2010. "Trading on Time." *Review of Economics and Statistics* 92 (1): 166-73.
- Djankov, Simeon, Caralee McLiesh and Rita Ramalho. 2006. "Regulation and Growth." *Economics Letters* 92: 395-401.
- Djankov, Simeon, Caralee McLiesh and Andrei Shleifer. 2007. "Private Credit in 129 Countries." *Journal of Financial Economics* 84 (2): 299-329.
- Djankov, Simeon, Oliver Hart, Caralee McLiesh and Andrei Shleifer. 2008. "Debt Enforcement around the World." *Journal of Political Economy* 116 (6): 1105-49.
- Djankov, Simeon, Rafael La Porta, Florencio López-de-Silanes and Andrei Shleifer. 2001. "Legal Structure and Judicial Efficiency: The Lex Mundi Project." Harvard University, Cambridge, MA.
- Djankov, Simeon, Rafael La Porta, Florencio López-de-Silanes and Andrei Shleifer. 2002. "The Regulation of Entry." *Quarterly Journal of Economics* 117 (1): 1-37.
- Djankov, Simeon, Rafael La Porta, Florencio López-de-Silanes and Andrei Shleifer. 2003. "Courts." *Quarterly Journal of Economics* 118 (2): 453-517.
- Djankov, Simeon, Rafael La Porta, Florencio López-de-Silanes and Andrei Shleifer. 2008. "The Law and Economics of Self-Dealing." *Journal of Financial Economics* 88 (3): 430-65.
- Djankov, Simeon, Darshini Manraj, Caralee McLiesh and Rita Ramalho. 2005. "Doing Business Indicators: Why Aggregate, and How to Do It." World Bank, Washington, DC.
- Djankov, Simeon, Tim Ganser, Caralee McLiesh, Rita Ramalho and Andrei Shleifer. 2010. "The Effect of Corporate Taxes on Investment and Entrepreneurship." *American Economic Journal: Macroeconomics* 2 (3): 31-64.
- Dollar, David, Tatjana Kleineberg, and Aart Kraay. 2013. "Growth Still Is Good for the Poor" Policy Research Working Paper 6568, World Bank, Washington, DC.
- Dorhman, Thomas, and Gary Pinshaw. 2009. "The Road to Improved Compliance: A McKinsey Benchmarking Study of Tax Administrations 2008-2009." McKinsey & Company, Washington, DC.
- Dower, Paul Castañeda, and Elizabeth Potamites. 2012. "Signaling Credit-Worthiness: Land Titles, Banking Practices and Formal Credit in Indonesia." Working Paper 186, Center for Economic and Financial Research, New Economic School, Moscow.
- Dreher, Axel, and Martin Gassebner. 2013. "Greasing the Wheels? The Impact of Regulations and Corruption on Firm Entry." *Public Choice* 155 (3-4): 413-32.
- Dulleck, Uwe, Paul Frijters and R. Winter-Ebmer. 2006. "Reducing Start-up Costs for New Firms: The Double Dividend on the Labor Market." *Scandinavian Journal of Economics* 108: 317-37.
- Dutz, Mark A., Ioannis Kessides, Stephen O'Connell and Robert D. Willig. 2011. "Competition and Innovation-Driven Inclusive Growth." Policy Research Working Paper 5852, World Bank, Washington, DC.
- Duval, Yann, and Chorthip Utoktham. 2009. "Behind-the-Border Trade Facilitation in Asia-Pacific: Cost of Trade, Credit Information, Contract Enforcement and Regulatory Coherence." Working Paper 67, Asia-Pacific Research and Training Network on Trade, Bangkok.
- Edwards-Dowe, Denise. 2008. "E-Filing and E-Payments—The Way Forward." Presented at the Caribbean Organization of Tax Administration (COTA) General Assembly, Belize City, Belize.
- Electronic Tax Administration Advisory Committee. 2012. *Annual Report*. Washington, DC: U.S. Internal Revenue Service.
- Ewang, Fritz N. 2007. "An Analysis and Critique of the European Union's Minimum Capitalization Requirement." Faculty of Law, Charles Sturt University, Australia. <http://ssrn.com/abstract=1015708>.
- Fisman, Raymond, and Virginia Sarria-Allende. 2010. "Regulation of Entry and the Distortion of Industrial Organization." *Journal of Applied Economics* 13 (1): 91-120.
- Fisman, Raymond, and Shang-Jin Wei. 2004. "Tax Rates and Tax Evasion: Evidence from 'Missing Imports' in China." *Journal of Political Economy* 112 (2): 471-96.
- Foster, Vivien, and Jevgenijs Steinbuks. 2009. "Paying the Price for Unreliable Power Supplies: In-house Generation of Electricity by Firms in Africa." Policy Research Working Paper 4913, World Bank, Washington, DC.
- Freund, Caroline, and Bineswaree Bolaky. 2008. "Trade, Regulations, and Income." *Journal of Development Economics* 87: 309-21.
- Freund, Caroline, and Nadia Rocha. 2011. "What Constrains Africa's Exports?" *The World Bank Economic Review* 25 (3): 361-86.
- Fritsch, Michael, and Florian Noseleit. 2013. "Investigating the Anatomy of the Employment Effect of New Business Formation." *Cambridge Journal of Economics* 37 (2): 349-77.
- Fuentes, Luis Fernando. 2010. "Ventanilla nica de Comercio Exterior—VUCE—Avances y Proyectos." Colombia Ministry of Commerce, Industry and Tourism. Presented at II Encuentro Regional Latinoamericano y del Caribe sobre Ventanillas nicas de Comercio Exterior: Avances y Retos Pendientes, December 1-2, Valparaíso, Chile.
- Funchal, Bruno. 2008. "The effects of the 2005 Bankruptcy Reform in Brazil" *Economics Letters* 101 (2008) 84-86.
- GAO (U.S. General Accounting Office). 2002. "Tax Administration: Electronic Filing's Past and Future Impact on Processing Costs Dependent on Several Factors." Report to the Chairman, Subcommittee on Oversight, Committee on Ways and Means, House of Representatives, Washington, DC. <http://www.gao.gov/assets/240/233334.pdf>.

- Geginat, Carolin, Adrian Gonzalez and Valentina Saltane. 2012. "Cutting Out the Middle Man: Transparent Government and Business Regulation." Draft. Doing Business Unit, World Bank Group, Washington, DC.
- Giannetti, Caterina, and Nicola Jentzsch. 2013. "Credit Reporting, Financial Intermediation and Identification Systems: International Evidence." *Journal of International Money and Finance* 33: 60–80.
- Giné, Xavier, and Inessa Love. 2010. "Do Reorganization Costs Matter for Efficiency? Evidence from a Bankruptcy Reform in Colombia." *Journal of Law and Economics* 53 (4): 833–64.
- Gumasing, Rhea L. 2013. "Promoting MSME Development through Streamlining of BPLS of the Municipality of San Jose de Buenavista, Philippines." *World Journal of Social Sciences* 3 (2): 25–35.
- Hallward-Driemeier, Mary, Gita Khun-Jush and Lant Pritchett. 2010. "Deals versus Rules: Policy Implementation Uncertainty and Why Firms Hate It." NBER Working Paper 16001, National Bureau of Economic Research, Cambridge, MA.
- Hayo, Bernd, and Stefan Voigt. 2008. "The Relevance of Judicial Procedure for Economic Growth." CESifo Working Paper 2514, CESifo Group Munich, Munich. <http://ssrn.com/abstract=1318292>.
- Helpman, Elhanan, Marc Melitz and Yona Rubinstein. 2008. "Estimating Trade Flows: Trading Partners and Trading Volumes." *Quarterly Journal of Economics* 123 (2): 441–87.
- Hoekman, Bernard, and Alessandro Nicita. 2011. "Trade Policy, Trade Costs and Developing Country Trade." *World Development* 39 (12): 2069–79.
- Hornuf, Lars, Horst G. M. Eidenmueller, Andreas Engert and Reiner Braun. 2011. "Does Charter Competition Foster Entrepreneurship? A Difference-in-Difference Approach to European Company Law Reforms." ECGI Finance Working Paper 308/2011, European Corporate Governance Institute (ECGI) - Finance Research Paper Series, Brussels.
- Horowitz, Donald J., and Richard Zorza. 2006. "The Washington State Access to Justice Technology Principles: A Perspective for Justice System Professionals." *The Justice System Journal* 27 (3): 248–67.
- Houston, Joel, Chen Lin, Ping Lin and Yue Ma. 2010. "Creditor Rights, Information Sharing, and Bank Risk Taking." *Journal of Financial Economics* 96 (3): 485–512.
- International Records Management Trust. 2011. "Managing Records as Reliable Evidence for ICT/ e-Government and Freedom of Information: Rwanda Country Report." London. <http://irmt.org/development-research/research-reports-2/attachment/rwanda-country-report>.
- limi, Atsushi. 2008. "Effects of Improving Infrastructure Quality on Business Costs: Evidence from Firm-Level Data." Policy Research Working Paper 4581, World Bank, Washington, DC.
- Janiak, Alexandre. 2013. "Structural Unemployment and the Costs of Firm Entry and Exit." *Labour Economics* 23 (August): 1–19.
- John, Kose, Lubomir Litov and Bernard Yeung. 2008. "Corporate Governance and Risk-Taking" *Journal of Finance* 53 (4): 1679–1728.
- Kaplan, David, Eduardo Piedra and Enrique Seira. 2011. "Entry Regulation and Business Start-ups: Evidence from Mexico." *Journal of Development Economics* 95: 1501–15.
- Kingston, William. 2000. "Enforcing Small Firms' Patent Rights." School of Business Studies, Trinity College, University of Dublin. ftp://ftp.cordis.europa.eu/pub/innovation-policy/studies/studies_enforcing_firms_patent_rights.pdf.
- Klapper, Leora and Inessa Love. 2011. "The Impact of Business Environment Reforms on New Firm Registration." Policy Research Working Paper 5493, World Bank, Washington, DC.
- Klapper, Leora, Luc Laeven and Raghuram Rajan. 2006. "Entry Regulation as a Barrier to Entrepreneurship." *Journal of Financial Economics* 82 (3): 591–629.
- Klapper, Leora, Anat Lewin and Juan Manuel Quesada Delgado. 2009. "The Impact of the Business Environment on the Business Creation Process." Policy Research Working Paper 4937, World Bank, Washington, DC.
- Koh Tat Tsen, Jonathan. 2010. "Best Practice in Single Window Implementation: Case of Singapore's TradeNet." In *Towards a Single Window Trading Environment Brief 2*. UNNExt (United Nations Network of Experts for Paperless Trade in Asia and the Pacific), Bangkok.
- Kopczuk, Wojciech, and Cristian Pop-Eleches. 2005. "Electronic Filing, Tax Preparers, and Participation in the Earned Income Tax Credit." NBER Working Paper 11768, National Bureau of Economic Research, Cambridge, MA.
- Kraay, Aart and Norikazu Tawara. 2011. "Can Disaggregated Indicators Identify Governance Reform Priorities?" Policy Research Working Paper 5254, World Bank, Washington, DC.
- Kuntchev, Veselin, Rita Ramalho, Jorge Rodríguez-Meza and Judy Yang. 2012. "What Have We Learned from the Enterprise Surveys Regarding Access to Finance by SMEs?" World Bank, Washington, DC.
- La Porta, Rafael, and Andrei Shleifer. 2008. "The Unofficial Economy and Economic Development." Tuck School of Business Working Paper 2009-57, Hanover, NH. <http://ssrn.com/abstract=1304760>.
- Lawless, Martina. 2013. "Do Complicated Tax Systems Prevent Foreign Direct Investment?" *Economica* 80: 1–22.
- Lee, Young, and Roger H. Gordon. 2005. "Tax Structure and Economic Growth." *Journal of Public Economics* 89 (5–6): 1027–43.
- Lilienfeld-Toal, Ulf von, Dilip Mookherjee, and Sujata Visaria. 2012. "The Distributive Impact of Reforms in Credit enforcement: Evidence from Indian Debt Recovery Tribunals." *Econometrica* 80: 497–558.
- Love, Inessa, María Soledad Martínez Pería and Sandeep Singh. 2013. "Collateral Registries for Movable Assets: Does Their Introduction Spur Firms' Access to Bank Finance?" Policy Research Working Paper 6477, World Bank, Washington, DC.
- Mapp, Charles Allen Sr. 2008. "Providing Electronic Access to Justice in the First Judicial District of Pennsylvania Philadelphia Court of Common Pleas Trial Division—Civil." Institute for Court Management, National Center for State Courts, Philadelphia, PA. http://www.ncsc.org/~media/Files/PDF/Education%20and%20Careers/CEDP%20Papers/2008/Mapp_ElecAccessToJustice.ashx.

- Martins, Claudia Garrido, Morano Cássia Andréa Ruotolo, Ferreira Miguel Luiz Ribeiro and Haddad Assed Naked. 2011. "Risk Identification Techniques Knowledge and Application in the Brazilian Construction." *Journal of Civil Engineering and Construction Technology* 2 (11): 242-52.
- McMillan, James E. 2010. "Electronic Documents: Benefits and Potential Pitfalls." In *Future Trends in State Courts 2010*. National Center for State Courts, Williamsburg VA. <http://cdm16501.contentdm.oclc.org/cdm/ref/collection/tech/id/767>.
- McMillan, James E., Carole D. Pettijohn and Jennifer K. Berg. 2012. "Calculating an E-Court Return on Investment." *Court Technology Bulletin* (February 16). <http://courtechbulletin.blogspot.com/2012/02/calculating-e-court-return-on.html>.
- Micco, Alejandro, and Carmen Pagés. 2006. "The Economic Effects of Employment Protection: Evidence from International Industry-Level Data." IZA Discussion Paper 2433, Institute for the Study of Labor, Bonn.
- Ministerio de Comunicaciones, Republica de Colombia. 2008. "Estudio de Caso: Ministerio de Comercio, Industria y Turismo, Ventanilla Única de Comercio Exterior—VUCE—www.vuce.gov.co." Presented at Programa Agenda de Conectividad por Unión Temporal Sigma DOS - DBB, Bogotá, December. http://viejoprograma.gobiernoenlinea.gov.co/apc-aa-files/5854534aee4eee4102f0bd5ca294791f/GEL_ME_EstudioCaso_MinComercio_VUCE2008.pdf.
- Miola, Massimo. 2005. "Legal Capital and Limited Liability Companies: The European Perspective." *European Company and Financial Law Review* 2 (4).
- Mirzoev, Farhad. 2009. мнение системы «единое окно» на таможне – это пропуск для более тесной интеграции Азербайджана в международную торговлю (Implementation of a "Single Window" for Customs Clearance—Is a Road of Better Integration of Azerbaijan into International Trade)." *Business Time* 8. http://btime.az/page.html?id_node=416&id_file=1117.
- Moisés, E., and Silvia Sorescu. 2013. "Trade Facilitation Indicators: The Potential Impact of Trade Facilitation on Developing Countries' Trade." OECD Trade Policy Paper 144, Organisation for Economic Co-operation and Development, Paris.
- Monteiro, C. M. Joana, and Juliano J. Assunção. 2012. "Coming Out of the Shadows? Estimating the Impact of Bureaucracy Simplification and Tax Cut on Formality in Brazilian Microenterprises." *Journal of Development Economics* 99: 105-15.
- Motta, Marialisa, Ana Maria Oviedo and Massimiliano Santini. 2010. "An Open Door for Firms: The Impact of Business Entry Reforms." *Viewpoint* 323, World Bank Group, Washington, DC. <https://www.wbginvestmentclimate.org/uploads/323-Business-entry-reforms.pdf>.
- Moullier, Thomas. 2009. "Reforming Building Permits: Why Is It Important and What Can IFC Really Do?" International Finance Corporation. Washington, DC.
- Mülbert, Peter O. 2006. "A Synthetic View of Different Concepts of Creditor Protection, Or: A High-Level Framework for Corporate Creditor Protection." ECGI Law Working Paper 60, European Corporate Governance Institute (ECGI) - Law Research Paper Series, Brussels.
- Mullainathan, Sendhil, and Philipp Schnabl. 2010. "Does Less Market Entry Regulation Generate More Entrepreneurs? Evidence from a Regulatory Reform in Peru." *National Bureau of Economic Research* 5: 159-77.
- Neo, Boon Siong, and Kwong Sin Leong. 1994. "Managing Risks in Information Technology Projects: A Case Study of TradeNet." *Journal of Information Technology Management* 5 (3).
- Ocampo, Jose Antonio. 2010. "Impact of Trade Facilitation Mechanisms on Exports Competitiveness: A Regional Perspective." *Studies in Trade and Investment* 66, United Nations Economic and Social Commission for Asia and the Pacific, New York.
- OECD (Organisation for Economic Co-operation and Development). 2012. "Related Party Transactions and Minority Shareholder Rights." Paris. <http://www.oecd.org/daf/ca/corporategovernanceprinciples/50089215.pdf>.
- Payne, Jennifer. 2006. "Legal Capital in the UK Following the Companies Act 2006." Oxford Legal Studies Research Paper 13, Oxford University.
- Perotti, Enrico and Paolo Volpin. 2005. "The Political Economy of Entry: Lobbying and Financial Development." Paper presented at the American Finance Association 2005 Philadelphia Meetings, Haas School of Business, University of California, Berkeley.
- Pfau, Ann. 2011. "eFiling in the New York State Courts: Report of the Chief Administrative Judge to the Governor, the Chief Judge, and the Legislature." New York State Unified Court System. http://www.courts.state.ny.us/whatsnew/pdf/eFiling-Report_6-2011.pdf.
- Pierre, Gaëlle and Stefano Scarpetta. 2004. "Employment Regulations through the Eyes of Employers: Do They Matter and How Do Firms Respond to Them?" World Bank, Washington, DC.
- Portugal-Perez, Alberto and John S. Wilson. 2011. "Export Performance and Trade Facilitation Reform: Hard and Soft Infrastructure." *World Development* 40 (7):1295-1307.
- Ramadhani, Hon. Augustino S. L. 2010. "Computerization of Judiciary: Advantages and Disadvantages." Judiciary of Tanzania. Presented at the South African Chief Justices Forum Conference on Sustaining the Independence of the Judiciary. http://www.venice.coe.int/SACJF/2010_08_RSA_Johannesburg/Tanzania.pdf.
- REDGEALC (Red de Gobierno Electronico de America Latina y el Caribe). 2012. "Ventanilla Única de Comercio Exterior." <http://www.redgealc.net/sitio/contenido/2379/>.
- Regulated Industries Commission. 2008. "Capital Contribution Policy for the Trinidad and Tobago Electricity Commission, Final Decision." Port of Spain. <http://www.ric.org.tt/home/news/documents/Capital%20Contribution%20for%20TTEC.pdf>.
- Riphahn, Regina T., and Anja Thalmaier. 1999. "Behavioral Effects of Probation Periods: An Analysis of Worker Absenteeism." IZA Discussion Paper 67, Institute for the Study of Labor, Bonn.
- Rodriguez, Martha. 2011. "Single Window for Foreign Trade in Colombia: A Case Study on Trade Transactions." *International Trade Forum Magazine* (April 1). <http://www.intracen>.

- org/Single-window-for-foreign-trade-in-Colombia-A-case-study-on-trade-transactions.
- Safavian, Mehnaz, and Siddharth Sharma. 2007. "When Do Creditor Rights Work?" *Journal of Comparative Economics* 35 (3): 484-508.
- Schneider, Friedrich. 2005. "The Informal Sector in 145 Countries." Department of Economics, University Linz, Linz.
- Schneider, Friedrich, Andreas Buehn and Claudio E. Montenegro. 2010. "New Estimates for the Shadow Economies All Over the World." *International Economic Journal* 24 (4): 443-61.
- Şeker, Murat. 2011. "Trade Policies, Investment Climate, and Exports." Policy Research Working Paper 5654, World Bank, Washington, DC.
- Sharma, Siddharth. 2009. "Entry Regulation, Labor Laws and Informality: Evidence from India." Enterprise Survey Working Paper, Enterprise Analysis Unit, World Bank Group, Washington, DC.
- Smith, Nigel. 1995. "Low Cost Electricity Installation." Overseas Development Administration, London. <http://r4d.dfid.gov.uk/PDF/Outputs/R5685.pdf>.
- Stampini, Marco, Ron Leung, Setou M. Diarra and Lauréline Pla. 2011. "How Large Is the Private Sector in Africa? Evidence from National Accounts and Labor Markets." IZA Discussion Paper 6267, Institute for the Study of Labor, Bonn.
- Stangler, Dane, and Robert E. Litan. 2009. "Where Will the Jobs Come From?" In *Kauffman Foundation Research Series: Firm Formation and Economic Growth*. Kansas City, MO: Ewing Marion Kaufmann Foundation. http://www.kauffman.org/uploadedFiles/where_will_the_jobs_come_from.pdf.
- State Customs Committee of the Republic of Azerbaijan. 2013. "The Essence of the 'Single Window.'" Baku. http://www.customs.gov.az/ru/sw_sut.html.
- Transparency International. 2012. *Corruption Perceptions Index*. Berlin. <http://www.transparency.org/>.
- Ulloa Urritia, Alfie A. and Silvia Constain. 2012. "Managing Aid for Trade and Development Results: Colombia Case Study." Policy Dialogue on Aid for Trade, Organisation for Economic Co-operation and Development, Paris. <http://www.oecd.org/dac/aft/Colombiacasestudy2.pdf>.
- UN/CEFACT (United Nations Centre for Trade Facilitation and Electronic Business). 2005. "Recommendation and Guidelines on Establishing a Single Window to Enhance the Efficient Exchange of Information between Trade and Government." Recommendation 33, Geneva. http://www.unece.org/fileadmin/DAM/cefact/recommendations/rec33/rec33_trd352e.pdf.
- UNCITRAL (United Nations Commission on International Trade Law). 2007. *Legislative Guide on Secured Transactions*. New York.
- UNCTAD (United Nations Conference on Trade and Development). 2013. *Recent Developments and Trends in International Maritime Transport Affecting Trade of Developing Countries*. Geneva.
- UNDESA (United Nations Department of Economic and Social Affairs). 2012. *United Nations E-Government Survey 2012: E-Government for the People*. New York. <http://unpan1.un.org/intradoc/groups/public/documents/un/unpan048065.pdf>.
- UNDP (United Nations Development Programme). 2008. "Making the Law Work for Everyone." *Report of the Commission on Legal Empowerment of the Poor 1*. New York.
- . 2012. "Human Development Index." *Human Development Report*. New York. <http://hdr.undp.org>.
- UNECE (United Nations Economic Commission for Europe). 2010. "Case Studies on Implementing a Single Window: Singapore." Geneva. http://www.unece.org/fileadmin/DAM/cefact/single_window/sw_cases/Download/Singapore.pdf.
- . 2011. "Single Window Repository: Azerbaijan." Geneva. http://www.unece.org/cefact/single_window/welcome.html.
- UNESCWA (United Nations Economic and Social Commission for Western Africa). 2011. "Key Factors in Establishing Single Windows for Handling Import/Export Procedures and Formalities: Trade Facilitation and the Single Window." New York. http://www.wto.org/english/tratop_e/tradfa_e/case_studies_e/es-cwa_e.pdf.
- UN-Habitat (United Nations Human Settlements Programme). 2012. "Designing a Land Records System for the Poor." Nairobi. <http://www.unhabitat.org/pmss/listItemDetails.aspx?publicationID=3319>.
- Urritia, Alfie Ulloa, and Silvia Constain. 2012. "Managing Aid for Trade and Development Results—Colombia Case Study." Policy Dialogue on Aid for Trade, Organisation for Economic Co-operation and Development, Paris.
- vanStel, André, David J. Storey and A. Roy Thurik. 2007. "The Effect of Business Regulations on Nascent and Young Business Entrepreneurship." *Small Business Economics* 28: 171-86.
- Visaria, Sujata. 2009. "Legal Reform and Loan Repayment: The Microeconomic Impact of Debt Recovery Tribunals in India." *American Economic Journal: Applied Economics* 1 (3): 59-81.
- WEF (World Economic Forum). 2013. *The Global Competitiveness Report 2013-2014*. Geneva.
- World Bank. 2005. *World Development Report 2005: A Better Investment Climate for Everyone*. New York: Oxford University Press.
- . 2007. "Pakistan Infrastructure Implementation Capacity Assessment (PIICA)." Report 41630-PK, South Asia Sustainable Development Unit, South Asia Region, Washington, DC. <https://openknowledge.worldbank.org/bitstream/handle/10986/7671/416300PK.txt?sequence=2>.
- . 2009. "Understanding Sector Performance: The Case of Utilities in Latin America and the Caribbean." Washington, DC.
- . 2010. *Getting Electricity: A Pilot Indicator Set from the Doing Business Project*. Washington, DC.
- . 2011a. "Malaysia Court Backlog and Delay Reduction Program: A Progress Report." Poverty Reduction and Economic Management Sector Unit, East Asia and Pacific Region, Washington, DC.
- . 2011b. "Principles for Effective Insolvency and Creditor/Debtor Regimes." Revised draft. Washington, DC. <http://>

- siteresources.worldbank.org/EXTGILD/Resources/5807554-1357753926066/ICRPrinciples-Jan2011[FINAL].pdf.
- . 2012. *Credit Reporting Knowledge Guide*. Washington, DC.
- . 2013a. *Entrepreneurship Snapshots 2013*. Washington, DC. <http://www.enterprisesurveys.org/>.
- . 2013b. *World Development Report 2013: Jobs*. New York: Oxford University Press.
- World Bank Group. 2010. *World Bank Enterprise Surveys (2002-10)*. Washington, DC.
- . 2012. *Doing Business 2013: Smarter Regulations for Small and Medium-Size Enterprises*. Washington, DC.
- . 2013a. "Examples of Our Work—Colombia". Investment Climate, Washington, DC. <https://www.wbginvestmentclimate.org/advisory-services/regulatory-simplification/trade-logistics/examples-of-our-work-colombia.cfm>.
- . 2013b. *Good Practices for Construction Regulation and Enforcement Reform: Guidelines for Reformers*. Investment Climate, Washington, DC.
- World Bank Independent Evaluation Group. 2008. *Doing Business: An Independent Evaluation—Taking the Measure of the World Bank-IFC Doing Business Indicators*. Washington, DC.
- WTO (World Trade Organization). 2011. "Single Window for Foreign Trade (VUCE): Case Study—Colombia." Trade Facilitation: Members' Implementation-Related Reports and Case Studies. Geneva. https://www.wto.org/english/tratop_e/tradfa_e/case_studies_e/single_window_col_e.doc; see also https://www.wto.org/english/tratop_e/tradfa_e/casestudies_reports_e.htm.
- Zhang, Lifeng. 2012. "Information Specificity, Employee Turnover and Information Loss." Zhejiang University of Finance and Economics, Hangzhou, China. <http://ssrn.com/abstract=2103531>.

Data notes

The indicators presented and analyzed in *Doing Business* measure business regulation and the protection of property rights—and their effect on businesses, especially small and medium-size domestic firms. First, the indicators document the complexity of regulation, such as the number of procedures to start a business or to register and transfer commercial property. Second, they gauge the time and cost to achieve a regulatory goal or comply with regulation, such as the time and cost to enforce a contract, go through bankruptcy or trade across borders. Third, they measure the extent of legal protections of property, for example, the protections of investors against looting by company directors or the range of assets that can be used as collateral according to secured transactions laws. Fourth, a set of

indicators documents the tax burden on businesses. Finally, a set of data covers different aspects of employment regulation. The 11 sets of indicators measured in *Doing Business* were added over time, and the sample of economies expanded (table 21.1).

The data for all sets of indicators in *Doing Business 2014* are for June 2013.¹

METHODOLOGY

The *Doing Business* data are collected in a standardized way. To start, the *Doing Business* team, with academic advisers, designs a questionnaire. The questionnaire uses a simple business case to ensure comparability across economies

TABLE 21.1 Topics and economies covered by each *Doing Business* report

Topic	DB 2004	DB 2005	DB 2006	DB 2007	DB 2008	DB 2009	DB 2010	DB 2011	DB 2012	DB 2013	DB 2014
Getting electricity											
Dealing with construction permits											
Trading across borders											
Paying taxes											
Protecting investors											
Registering property											
Getting credit											
Resolving insolvency											
Enforcing contracts											
Employing workers											
Starting a business											
Number of economies	133	145	155	175	178	181	183	183	183	185	189

Note: Data for the economies added to the sample each year are back-calculated to the previous year. The exception is Kosovo, which was added to the sample after it became a member of the World Bank Group.

and over time—with assumptions about the legal form of the business, its size, its location and the nature of its operations. Questionnaires are administered to more than 10,200 local experts, including lawyers, business consultants, accountants, freight forwarders, government officials and other professionals routinely administering or advising on legal and regulatory requirements (table 21.2). These experts have several rounds of interaction with the *Doing Business* team, involving conference calls, written correspondence and visits by the team. For *Doing Business 2014* team members visited 33 economies to verify data and recruit respondents. The data from questionnaires are subjected to numerous rounds of verification, leading to revisions or expansions of the information collected.

The *Doing Business* methodology offers several advantages. It is transparent, using factual information about what laws and regulations say and allowing multiple interactions with local respondents to clarify potential misinterpretations of questions. Having representative samples of respondents is not an issue; *Doing Business* is not a statistical survey, and the texts of the relevant laws and regulations are collected and answers checked for accuracy. The methodology is inexpensive and easily replicable, so data can be collected in a large sample of economies. Because standard assumptions are used

ECONOMY CHARACTERISTICS

Gross national income per capita

Doing Business 2014 reports 2012 income per capita as published in the World Bank's *World Development Indicators 2013*. Income is calculated using the Atlas method (current U.S. dollars). For cost indicators expressed as a percentage of income per capita, 2012 gross national income (GNI) in U.S. dollars is used as the denominator. GNI data were not available from the World Bank for Afghanistan, The Bahamas, Bahrain, Barbados, Brunei Darussalam, Djibouti, the Islamic Republic of Iran, Kuwait, Libya, Myanmar, New Zealand, Oman, San Marino, the Syrian Arab Republic, West Bank and Gaza, and the Republic of Yemen. In these cases GDP or GNP per capita data and growth rates from other sources, such as the International Monetary Fund's World Economic Outlook database and the Economist Intelligence Unit, were used.

Region and income group

Doing Business uses the World Bank regional and income group classifications, available at <http://data.worldbank.org/about/country-classifications>. The World Bank does not assign regional classifications to high-income economies. For the purpose of the *Doing Business* report, high-income OECD economies are assigned the "regional" classification *OECD high income*. Figures and tables presenting regional averages include economies from all income groups (low, lower middle, upper middle and high income).

Population

Doing Business 2014 reports midyear 2012 population statistics as published in *World Development Indicators 2013*.

in the data collection, comparisons and benchmarks are valid across economies. Finally, the data not only highlight the extent of specific regulatory obstacles to business but also identify their source and point to what might be reformed.

LIMITS TO WHAT IS MEASURED

The *Doing Business* methodology has 5 limitations that should be considered when interpreting the data. First, the

TABLE 21.2 How many experts does *Doing Business* consult?

Indicator set	Respondents	Economies with given number of respondents (%)		
		1–2	3–5	5+
Starting a business	1,831	5	28	67
Dealing with construction permits	956	25	37	38
Getting electricity	811	25	50	24
Registering property	1,189	17	35	47
Getting credit	1,453	7	33	60
Protecting investors	1,110	24	37	40
Paying taxes	1,186	8	39	52
Trading across borders	1,040	20	49	31
Enforcing contracts	1,248	18	39	43
Resolving insolvency	1,047	23	37	40
Employing workers	1,155	19	40	42
Total	13,026	17	39	44

collected data refer to businesses in the economy's largest business city (which in some economies differs from the capital) and may not be representative of regulation in other parts of the economy. To address this limitation, subnational *Doing Business* indicators were created (box 21.1). Second, the data often focus on a specific business form—generally a limited liability company (or its legal equivalent) of a specified size—and may not be representative of the regulation on other businesses, for example, sole proprietorships. Third, transactions described in a standardized case scenario refer to a specific set of issues and may not represent the full set of issues a business encounters. Fourth, the measures of time involve an element of judgment by the expert respondents. When sources indicate different estimates, the time indicators reported in *Doing Business* represent the median values of several responses given under the assumptions of the standardized case.

Finally, the methodology assumes that a business has full information on what is required and does not waste time when completing procedures. In practice, completing a procedure may take longer if the business lacks information or is unable to follow up promptly. Alternatively, the business may choose to disregard some burdensome procedures. For both reasons the time delays reported in *Doing Business 2014* would differ from the

recollection of entrepreneurs reported in the World Bank Enterprise Surveys or other perception surveys.

CHANGES IN WHAT IS MEASURED

The methodology for 2 indicator sets—trading across borders and paying taxes—was updated this year. For trading across borders, documents that are required purely for purposes of preferential treatment are no longer included in the list of documents (for example, a certificate of origin if the use is only to qualify for a preferential tariff rate under trade agreements). For paying taxes, the value of fuel taxes is no longer included in the total tax rate because of the difficulty of computing these taxes in a consistent way across all economies covered. The fuel tax amounts are in most cases very small, and measuring these amounts is often complicated because they depend on fuel consumption. Fuel taxes continue to be counted in the number of payments.

In a change involving several indicator sets, the rule establishing that each procedure must take at least 1 day was removed for procedures that can be fully completed online in just a few hours. This change affects the time indicator for starting a business, dealing with construction permits and registering property.² For procedures that can be fully

completed online, the duration is now set at half a day rather than a full day.

The threshold for the total tax rate introduced in 2011 for the purpose of calculating the ranking on the ease of paying taxes was updated. All economies with a total tax rate below the threshold (which is calculated and adjusted on a yearly basis) receive the same ranking on the total tax rate indicator. The threshold is not based on any economic theory of an “optimal tax rate” that minimizes distortions or maximizes efficiency in the tax system of an economy overall. Instead, it is mainly empirical in nature, set at the lower end of the distribution of tax rates levied on medium-size enterprises in the manufacturing sector as observed through the paying taxes indicators. This reduces the bias in the indicators toward economies that do not need to levy significant taxes on companies like the *Doing Business* standardized case study company because they raise public revenue in other ways—for example, through taxes on foreign companies, through taxes on sectors other than manufacturing or from natural resources (all of which are outside the scope of the methodology). This year the threshold is 25.5%.

DATA CHALLENGES AND REVISIONS

Most laws and regulations underlying the *Doing Business* data are available on the *Doing Business* website at <http://www.doingbusiness.org>. All the sample questionnaires and the details underlying the indicators are also published on the website. Questions on the methodology and challenges to data can be submitted through the website's “Ask a Question” function at <http://www.doingbusiness.org>.

Doing Business publishes 10,584 indicators (56 indicators per country) each year. To create these indicators, the team measures more than about 58,000 data points, each of which is made available on the *Doing Business* website. Historical data for each indicator and economy are available on the website, beginning with the first year the indicator or economy was included in the report. To provide a comparable time series for research, the data set is back-calculated to adjust for

BOX 21.1 Subnational *Doing Business* indicators

This year *Doing Business* completed subnational studies in Colombia, Italy and the city of Hargeisa (Somaliland) and is currently updating indicators in Egypt, Mexico and Nigeria. *Doing Business* also published regional studies for the g7+ and the East African Community. The g7+ group is a country-owned and country-led global mechanism established in April 2010 to monitor, report and draw attention to the unique challenges faced by fragile states. The member countries included in the report are Afghanistan, Burundi, the Central African Republic, Chad, the Comoros, the Democratic Republic of Congo, Côte d'Ivoire, Guinea, Guinea-Bissau, Haiti, Liberia, Papua New Guinea, Sierra Leone, the Solomon Islands, South Sudan, Timor-Leste and Togo.

The subnational studies point to differences in business regulation and its implementation—as well as in the pace of regulatory reform—across cities in the same economy. For several economies subnational studies are now periodically updated to measure change over time or to expand geographic coverage to additional cities. This year that is the case for all the subnational studies published.

changes in methodology and any revisions in data due to corrections. The website also makes available all original data sets used for background papers. The correction rate between *Doing Business 2013* and *Doing Business 2014* is 8.5%.³

Governments submit queries on the data and provide new information to *Doing Business*. During the *Doing Business 2014* production cycle the team received 82 such queries from governments.

STARTING A BUSINESS

Doing Business records all procedures officially required, or commonly done in practice, for an entrepreneur to start up and formally operate an industrial or commercial business, as well as the time and cost to complete these procedures and the paid-in minimum capital requirement (figure 21.1). These procedures include obtaining all necessary licenses and permits and completing any required notifications, verifications or inscriptions for the company and employees with relevant authorities. The ranking on the ease of starting a business is the simple average of the percentile rankings on its component indicators (figure 21.2).

After a study of laws, regulations and publicly available information on business entry, a detailed list of procedures is developed, along with the time and cost to comply with each procedure under normal circumstances and the paid-in minimum capital requirement. Subsequently, local incorporation lawyers, notaries and

government officials complete and verify the data.

Information is also collected on the sequence in which procedures are to be completed and whether procedures may be carried out simultaneously. It is assumed that any required information is readily available and that the entrepreneur will pay no bribes. If answers by local experts differ, inquiries continue until the data are reconciled.

To make the data comparable across economies, several assumptions about the business and the procedures are used.

Assumptions about the business

The business:

- Is a limited liability company (or its legal equivalent). If there is more than one type of limited liability company in the economy, the limited liability form most popular among domestic firms is chosen. Information on the most popular form is obtained from incorporation lawyers or the statistical office.
- Operates in the economy's largest business city (see table 21A.1 at the end of the data notes).
- Is 100% domestically owned and has 5 owners, none of whom is a legal entity.
- Has start-up capital of 10 times income per capita, paid in cash.
- Performs general industrial or commercial activities, such as the production or sale to the public of products

or services. The business does not perform foreign trade activities and does not handle products subject to a special tax regime, for example, liquor or tobacco. It is not using heavily polluting production processes.

- Leases the commercial plant or offices and is not a proprietor of real estate.
- Does not qualify for investment incentives or any special benefits.
- Has at least 10 and up to 50 employees 1 month after the commencement of operations, all of them domestic nationals.
- Has a turnover of at least 100 times income per capita.
- Has a company deed 10 pages long.

Procedures

A procedure is defined as any interaction of the company founders with external parties (for example, government agencies, lawyers, auditors or notaries). Interactions between company founders or company officers and employees are not counted as procedures. Procedures that must be completed in the same building but in different offices or at different counters are counted separately. If founders have to visit the same office several times for different sequential procedures, each is counted separately. The founders are assumed to complete all procedures themselves, without middlemen, facilitators, accountants or lawyers, unless the use of such a third party is mandated by law or solicited by the majority of entrepreneurs. If the services

FIGURE 21.1 What are the time, cost, paid-in minimum capital and number of procedures to get a local limited liability company up and running?

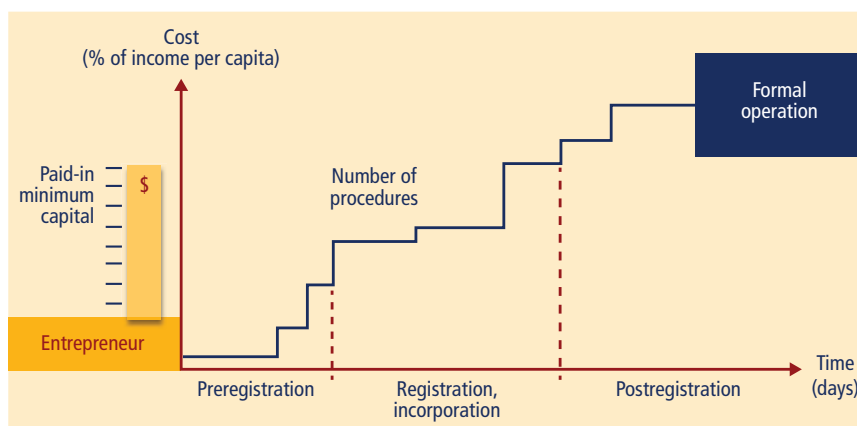
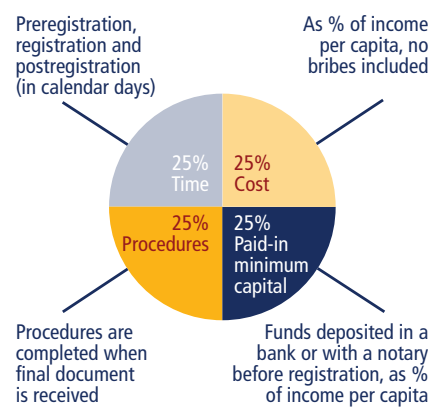


FIGURE 21.2 Starting a business: getting a local limited liability company up and running
Rankings are based on 4 indicators



of professionals are required, procedures conducted by such professionals on behalf of the company are counted separately. Each electronic procedure is counted separately. If 2 procedures can be completed through the same website but require separate filings, they are counted as 2 separate procedures.

Both pre- and postincorporation procedures that are officially required for an entrepreneur to formally operate a business are recorded (table 21.3).

Procedures required for official correspondence or transactions with public agencies are also included. For example, if a company seal or stamp is required on official documents, such as tax declarations, obtaining the seal or stamp is counted. Similarly, if a company must open a bank account before registering for sales tax or value

added tax, this transaction is included as a procedure. Shortcuts are counted only if they fulfill 4 criteria: they are legal, they are available to the general public, they are used by the majority of companies, and avoiding them causes substantial delays.

Only procedures required of all businesses are covered. Industry-specific procedures are excluded. For example, procedures to comply with environmental regulations are included only when they apply to all businesses conducting general commercial or industrial activities. Procedures that the company undergoes to connect to electricity, water, gas and waste disposal services are not included.

Time

Time is recorded in calendar days. The measure captures the median duration that incorporation lawyers indicate is necessary in practice to complete a procedure with minimum follow-up with government agencies and no extra payments. It is assumed that the minimum time required for each procedure is 1 day, except for procedures that can be fully completed online, for which the time required is recorded as half a day. Although procedures may take place simultaneously, they cannot start on the same day (that is, simultaneous procedures start on consecutive days), again with the exception of procedures that can be fully completed online. A procedure is considered completed once the company has received the final incorporation document, such as the company registration certificate or tax number. If a procedure can be accelerated for an additional cost, the fastest procedure is chosen if that option is more beneficial to the economy's ranking. It is assumed that the entrepreneur does not waste time and commits to completing each remaining procedure without delay. The time that the entrepreneur spends on gathering information is ignored. It is assumed that the entrepreneur is aware of all entry requirements and their sequence from the beginning but has had no prior contact with any of the officials.

Cost

Cost is recorded as a percentage of the economy's income per capita. It includes all official fees and fees for legal or

professional services if such services are required by law. Fees for purchasing and legalizing company books are included if these transactions are required by law. Although value added tax registration can be counted as a separate procedure, value added tax is not part of the incorporation cost. The company law, the commercial code and specific regulations and fee schedules are used as sources for calculating costs. In the absence of fee schedules, a government officer's estimate is taken as an official source. In the absence of a government officer's estimate, estimates of incorporation lawyers are used. If several incorporation lawyers provide different estimates, the median reported value is applied. In all cases the cost excludes bribes.

Paid-in minimum capital

The paid-in minimum capital requirement reflects the amount that the entrepreneur needs to deposit in a bank or with a notary before registration and up to 3 months following incorporation and is recorded as a percentage of the economy's income per capita. The amount is typically specified in the commercial code or the company law. Many economies require minimum capital but allow businesses to pay only a part of it before registration, with the rest to be paid after the first year of operation. In Turkey in June 2013, for example, the minimum capital requirement was 10,000 Turkish liras, of which one-fourth needed to be paid before registration. The paid-in minimum capital recorded for Turkey is therefore 2,500 Turkish liras, or 14.35% of income per capita.

The data details on starting a business can be found for each economy at <http://www.doingbusiness.org> by selecting the economy in the drop-down list. This methodology was developed by Djankov and others (2002) and is adopted here with minor changes.

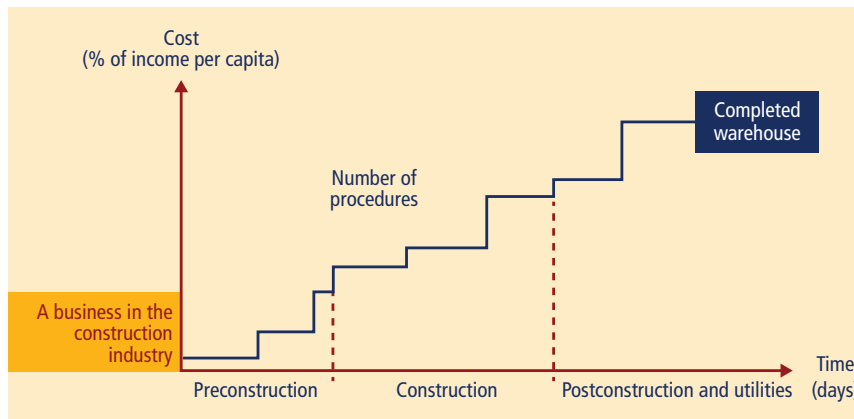
DEALING WITH CONSTRUCTION PERMITS

Doing Business records all procedures required for a business in the construction industry to build a warehouse (figure 21.3). These procedures include obtaining and submitting all relevant project-specific documents (for example, building plans,

TABLE 21.3 What do the starting a business indicators measure?

Procedures to legally start and operate a company (number)
Preregistration (for example, name verification or reservation, notarization)
Registration in the economy's largest business city
Postregistration (for example, social security registration, company seal)
Time required to complete each procedure (calendar days)
Does not include time spent gathering information
Each procedure starts on a separate day (2 procedures cannot start on the same day). Procedures that can be fully completed online are an exception to this rule.
Procedure considered completed once final incorporation document is received
No prior contact with officials
Cost required to complete each procedure (% of income per capita)
Official costs only, no bribes
No professional fees unless services required by law
Paid-in minimum capital (% of income per capita)
Funds deposited in a bank or with a notary before registration (or within 3 months)

FIGURE 21.3 What are the time, cost and number of procedures to comply with formalities to build a warehouse?



site maps and certificates of urbanism) to the authorities; hiring external third-party supervisors, engineers or inspectors (if necessary); obtaining all necessary clearances, licenses, permits and certificates; submitting all required notifications; and requesting and receiving all necessary inspections (unless completed by a private, third-party inspector). *Doing Business* also records procedures for obtaining connections for water, sewerage and a fixed landline. Procedures necessary to register the property so that it can be used as collateral or transferred to another entity are also counted. The questionnaire divides the process of building a warehouse into distinct procedures and solicits data for calculating the time and cost to complete

each procedure. The ranking on the ease of dealing with construction permits is the simple average of the percentile rankings on its component indicators (figure 21.4).

Information is collected from experts in construction licensing, including architects, civil engineers, construction lawyers, construction firms, utility service providers and public officials who deal with building regulations, including approvals, permit issuance and inspections. To make the data comparable across economies, several assumptions about the business, the warehouse project and the utility connections are used.

Assumptions about the construction company

The business (BuildCo):

- Is a limited liability company.
- Operates in the economy’s largest business city (see table 21A.1).
- Is 100% domestically and privately owned.
- Has 5 owners, none of whom is a legal entity.
- Is fully licensed and insured to carry out construction projects, such as building warehouses.
- Has 60 builders and other employees, all of them nationals with the technical expertise and professional experience necessary to obtain construction permits and approvals.
- Has at least 1 employee who is a licensed architect or engineer and registered with the local association of

architects or engineers.

- Has paid all taxes and taken out all necessary insurance applicable to its general business activity (for example, accidental insurance for construction workers and third-person liability).
- Owns the land on which the warehouse is built.

Assumptions about the warehouse

The warehouse:

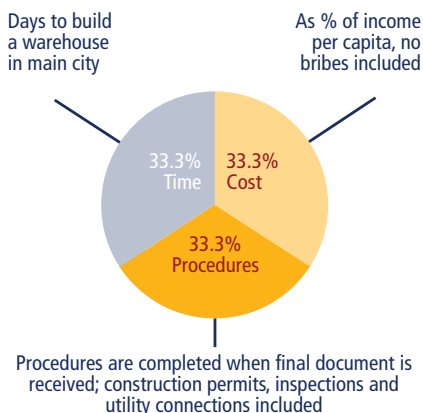
- Will be used for general storage activities, such as storage of books or stationery. The warehouse will not be used for any goods requiring special conditions, such as food, chemicals or pharmaceuticals.
- Has 2 stories, both above ground, with a total surface of 1,300.6 square meters (14,000 square feet). Each floor is 3 meters (9 feet, 10 inches) high.
- Has road access and is located in the periurban area of the economy’s largest business city (that is, on the fringes of the city but still within its official limits).
- Is not located in a special economic or industrial zone. The zoning requirements for warehouses are met by building in an area where similar warehouses can be found.
- Is located on a land plot of 929 square meters (10,000 square feet) that is 100% owned by BuildCo and is accurately registered in the cadastre and land registry.
- Is a new construction (there was no previous construction on the land).
- Has complete architectural and technical plans prepared by a licensed architect.
- Will include all technical equipment required to make the warehouse fully operational.
- Will take 30 weeks to construct (excluding all delays due to administrative and regulatory requirements).

Assumptions about the utility connections

The water and sewerage connection:

- Is 10 meters (32 feet, 10 inches) from the existing water source and sewer tap.
- Does not require water for fire protection reasons; a fire extinguishing

FIGURE 21.4 Dealing with construction permits: building a warehouse. Rankings are based on 3 indicators



Procedures are completed when final document is received; construction permits, inspections and utility connections included

system (dry system) will be used instead. If a wet fire protection system is required by law, it is assumed that the water demand specified below also covers the water needed for fire protection.

- Has an average water use of 662 liters (175 gallons) a day and an average wastewater flow of 568 liters (150 gallons) a day.
- Has a peak water use of 1,325 liters (350 gallons) a day and a peak wastewater flow of 1,136 liters (300 gallons) a day.
- Will have a constant level of water demand and wastewater flow throughout the year.

The telephone connection:

- Is 10 meters (32 feet, 10 inches) from the main telephone network.
- Is a fixed landline.

Procedures

A procedure is any interaction of the company's employees or managers, or any party acting on behalf of the company, with external parties, including government agencies, notaries, the land registry, the cadastre, utility companies and public inspectors—or the hiring of private inspectors and technical experts apart from in-house architects and engineers. Interactions between company employees, such as development of the warehouse plans and inspections conducted by employees, are not counted as procedures. But interactions necessary to obtain any plans, drawings or other documents from external parties, or to have such documents approved or stamped by external parties, are counted as procedures. Procedures that the company undergoes to connect to water, sewerage and telephone services are included. All procedures that are legally required, or that are done in practice by the majority of companies, to build a warehouse are counted, even if they may be avoided in exceptional cases (table 21.4).

Time

Time is recorded in calendar days. The measure captures the median duration that local experts indicate is necessary to complete a procedure in practice. It is assumed that the minimum time required for

each procedure is 1 day, except for procedures that can be fully completed online, for which the time required is recorded as half a day. Although procedures may take place simultaneously, they cannot start on the same day (that is, simultaneous procedures start on consecutive days), again with the exception of procedures that can be fully completed online. If a procedure can be accelerated legally for an additional cost and the accelerated procedure is used by the majority of companies, the fastest procedure is chosen. It is assumed that BuildCo does not waste time and commits to completing each remaining procedure without delay. The time that BuildCo spends on gathering information is ignored. It is assumed that BuildCo is aware of all building requirements and their sequence from the beginning.

Cost

Cost is recorded as a percentage of the economy's income per capita. Only

official costs are recorded. All the fees associated with completing the procedures to legally build a warehouse are recorded, including those associated with obtaining land use approvals and preconstruction design clearances; receiving inspections before, during and after construction; obtaining utility connections; and registering the warehouse property. Nonrecurring taxes required for the completion of the warehouse project are also recorded. Sales taxes (such as value added tax) or capital gains taxes are not recorded. Nor are deposits that must be paid up front and are later refunded. The building code, information from local experts and specific regulations and fee schedules are used as sources for costs. If several local partners provide different estimates, the median reported value is used.

The data details on dealing with construction permits can be found for each economy at <http://www.doingbusiness.org> by selecting the economy in the drop-down list.

TABLE 21.4 What do the dealing with construction permits indicators measure?

Procedures to legally build a warehouse (number)

Submitting all relevant documents and obtaining all necessary clearances, licenses, permits and certificates

Submitting all required notifications and receiving all necessary inspections

Obtaining utility connections for water, sewerage and a land telephone line

Registering the warehouse after its completion (if required for use as collateral or for transfer of the warehouse)

Time required to complete each procedure (calendar days)

Does not include time spent gathering information

Each procedure starts on a separate day. Procedures that can be fully completed online are an exception to this rule.

Procedure considered completed once final document is received

No prior contact with officials

Cost required to complete each procedure (% of income per capita)

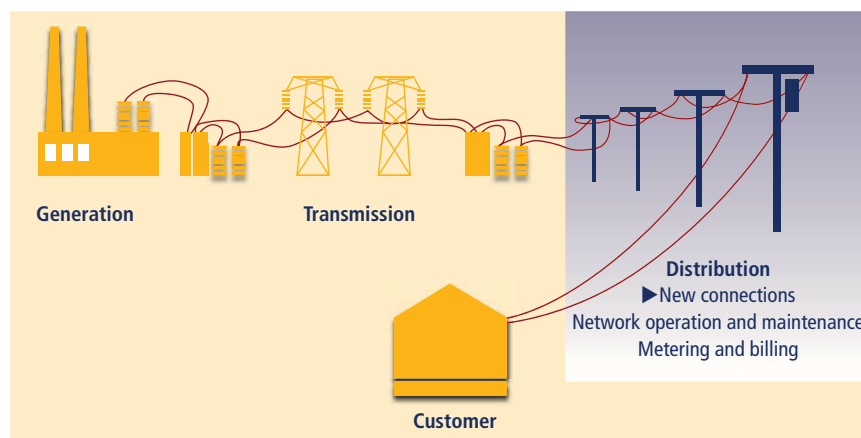
Official costs only, no bribes

GETTING ELECTRICITY

Doing Business records all procedures required for a business to obtain a permanent electricity connection and supply for a standardized warehouse (figure 21.5). These procedures include applications and contracts with electricity utilities, all necessary inspections and clearances from the utility and other agencies and the external and final connection works. The questionnaire divides the process of getting an electricity connection into distinct procedures and solicits data for calculating the time and cost to complete each procedure. The ranking on the ease of getting electricity is the simple average of the percentile rankings on its component indicators (figure 21.6).

Data are collected from the electricity distribution utility, then completed and verified by electricity regulatory agencies and independent professionals such as electrical engineers, electrical contractors and construction companies. The electricity distribution utility consulted is the one serving the area (or areas) where warehouses are located. If there is a choice of distribution utilities, the one serving the largest number of customers is selected.

FIGURE 21.5 *Doing Business* measures the connection process at the level of distribution utilities



To make the data comparable across economies, several assumptions about the warehouse and the electricity connection are used.

Assumptions about the warehouse

The warehouse:

- Is owned by a local entrepreneur.
- Is located in the economy's largest business city (see table 21A.1).
- Is located within the city's official limits and in an area where other warehouses are located (a nonresidential area).
- Is not located in a special economic or investment zone; that is, the electricity connection is not eligible for subsidization or faster service under a special investment promotion regime. If several options for location are available, the warehouse is located where electricity is most easily available.
- Has road access. The connection works involve the crossing of a road (for excavation, overhead lines and the like), but they are all carried out on public land; that is, there is no crossing onto another owner's private property.
- Is located in an area with no physical constraints. For example, the property is not near a railway.
- Is used for storage of refrigerated goods.
- Is a new construction (that is, there was no previous construction on the land where it is located). It is being connected to electricity for the first time.

- Has 2 stories, both above ground, with a total surface area of approximately 1,300.6 square meters (14,000 square feet). The plot of land on which it is built is 929 square meters (10,000 square feet).

Assumptions about the electricity connection

The electricity connection:

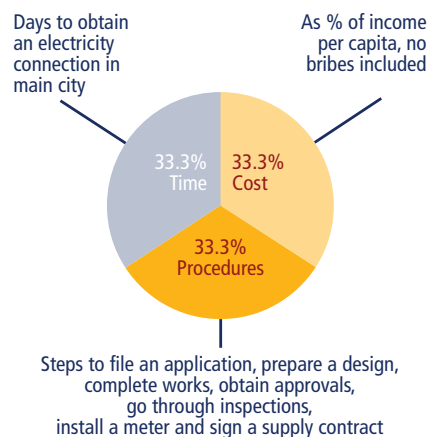
- Is a permanent one.
- Is a 3-phase, 4-wire Y, 140-kilovolt-ampere (kVA) (subscribed capacity) connection.
- Is 150 meters long. The connection is to either the low-voltage or the medium-voltage distribution network and either overhead or underground, whichever is more common in the economy and in the area where the warehouse is located. The length of any connection in the customer's private domain is negligible.
- Involves the installation of only one electricity meter. The monthly electricity consumption will be 0.07 gigawatt-hour (GWh). The internal electrical wiring has already been completed.

Procedures

A procedure is defined as any interaction of the company's employees or its main electrician or electrical engineer (that is, the one who may have done the internal wiring) with external parties such as the electricity distribution utility, electricity

FIGURE 21.6 Getting electricity: obtaining an electricity connection

Rankings are based on 3 indicators



supply utilities, government agencies, electrical contractors and electrical firms. Interactions between company employees and steps related to the internal electrical wiring, such as the design and execution of the internal electrical installation plans, are not counted as procedures. Procedures that must be completed with the same utility but with different departments are counted as separate procedures (table 21.5).

The company's employees are assumed to complete all procedures themselves unless the use of a third party is mandated (for example, if only an electrician registered with the utility is allowed to submit an application). If the company can, but is not required to, request the services of professionals (such as a private firm rather than the utility for the external works), these procedures are recorded if they are commonly done. For all procedures, only the most likely cases (for example, more than 50% of the time the utility has the material) and those followed in practice for connecting a warehouse to electricity are counted.

Time

Time is recorded in calendar days. The measure captures the median duration that the electricity utility and experts indicate is necessary in practice, rather than required by law, to complete a procedure with minimum follow-up and no extra payments. It is also assumed that

the minimum time required for each procedure is 1 day. Although procedures may take place simultaneously, they cannot start on the same day (that is, simultaneous procedures start on consecutive days). It is assumed that the company does not waste time and commits to completing each remaining procedure without delay. The time that the company spends on gathering information is ignored. It is assumed that the company is aware of all electricity connection requirements and their sequence from the beginning.

Cost

Cost is recorded as a percentage of the economy's income per capita. Costs are recorded exclusive of value added tax. All the fees and costs associated with completing the procedures to connect a warehouse to electricity are recorded, including those related to obtaining clearances from government agencies, applying for the connection, receiving inspections of both the site and the internal wiring, purchasing material, getting the

actual connection works and paying a security deposit. Information from local experts and specific regulations and fee schedules are used as sources for costs. If several local partners provide different estimates, the median reported value is used. In all cases the cost excludes bribes.

Security deposit

Utilities require security deposits as a guarantee against the possible failure of customers to pay their consumption bills. For this reason the security deposit for a new customer is most often calculated as a function of the customer's estimated consumption.

Doing Business does not record the full amount of the security deposit. If the deposit is based on the customer's actual consumption, this basis is the one assumed in the case study. Rather than the full amount of the security deposit, *Doing Business* records the present value of the losses in interest earnings experienced by the customer because the utility holds the security deposit over a prolonged period, in most cases until the end of the contract (assumed to be after 5 years). In cases where the security deposit is used to cover the first monthly consumption bills, it is not recorded. To calculate the present value of the lost interest earnings, the end-2012 lending rates from the International Monetary Fund's *International Financial Statistics* are used. In cases where the security deposit is returned with interest, the difference between the lending rate and the interest paid by the utility is used to calculate the present value.

In some economies the security deposit can be put up in the form of a bond: the company can obtain from a bank or an insurance company a guarantee issued on the assets it holds with that financial institution. In contrast to the scenario in which the customer pays the deposit in cash to the utility, in this scenario the company does not lose ownership control over the full amount and can continue using it. In return the company will pay the bank a commission for obtaining the bond. The commission charged may vary depending on the credit standing of the company. The best possible credit standing and thus the lowest possible commission are assumed. Where a bond

can be put up, the value recorded for the deposit is the annual commission times the 5 years assumed to be the length of the contract. If both options exist, the cheaper alternative is recorded.

In Honduras in June 2013 a customer requesting a 140-kVA electricity connection would have had to put up a security deposit of 126,894 Honduran lempiras (L) in cash or check, and the deposit would have been returned only at the end of the contract. The customer could instead have invested this money at the prevailing lending rate of 18.45%. Over the 5 years of the contract this would imply a present value of lost interest earnings of L 72,475. In contrast, if the customer chose to settle the deposit with a bank guarantee at an annual rate of 2.5%, the amount lost over the 5 years would be just L 15,862.

The data details on getting electricity can be found for each economy at <http://www.doingbusiness.org>.

TABLE 21.5 What do the getting electricity indicators measure?

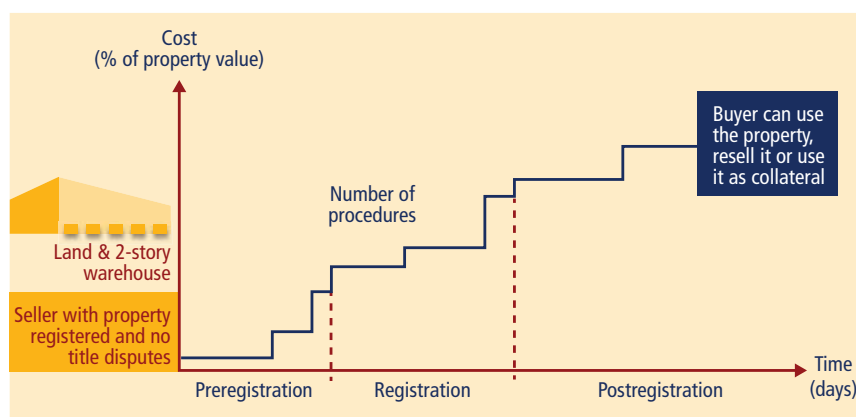
Procedures to obtain an electricity connection (number)
Submitting all relevant documents and obtaining all necessary clearances and permits
Completing all required notifications and receiving all necessary inspections
Obtaining external installation works and possibly purchasing material for these works
Concluding any necessary supply contract and obtaining final supply
Time required to complete each procedure (calendar days)
Is at least 1 calendar day
Each procedure starts on a separate day
Does not include time spent gathering information
Reflects the time spent in practice, with little follow-up and no prior contact with officials
Cost required to complete each procedure (% of income per capita)
Official costs only, no bribes
Value added tax excluded

REGISTERING PROPERTY

Doing Business records the full sequence of procedures necessary for a business (buyer) to purchase a property from another business (seller) and to transfer the property title to the buyer's name so that the buyer can use the property for expanding its business, use the property as collateral in taking new loans or, if necessary, sell the property to another business. The process starts with obtaining the necessary documents, such as a copy of the seller's title if necessary, and conducting due diligence if required. The transaction is considered complete when it is opposable to third parties and when the buyer can use the property, use it as collateral for a bank loan or resell it (figure 21.7). The ranking on the ease of registering property is the simple average of the percentile rankings on its component indicators (figure 21.8).

Every procedure required by law or necessary in practice is included, whether it is the responsibility of the seller or the buyer or must be completed by a third party on their behalf. Local property lawyers, notaries and property registries provide information on procedures as well as the

FIGURE 21.7 What are the time, cost and number of procedures required to transfer property between 2 local companies?



time and cost to complete each of them. The registering property indicators do not measure the accessibility of property registration systems, the legal security offered by formal registration, the use of informal property registration systems or the equity of land policies.

To make the data comparable across economies, several assumptions about the parties to the transaction, the property and the procedures are used.

Assumptions about the parties

The parties (buyer and seller):

- Are limited liability companies.
- Are located in the periurban area of the economy's largest business city (see table 21A.1).
- Are 100% domestically and privately owned.
- Have 50 employees each, all of whom are nationals.
- Perform general commercial activities.

Assumptions about the property

The property:

- Has a value of 50 times income per capita. The sale price equals the value.
- Is fully owned by the seller.
- Has no mortgages attached and has been under the same ownership for the past 10 years.
- Is registered in the land registry or cadastre, or both, and is free of title disputes.


- Is located in a periurban commercial zone, and no rezoning is required.
- Consists of land and a building. The land area is 557.4 square meters (6,000 square feet). A 2-story warehouse of 929 square meters (10,000 square feet) is located on the land. The warehouse is 10 years old, is in good condition and complies with all safety standards, building codes and other legal requirements. It has no heating system. The property of land and building will be transferred in its entirety.
- Will not be subject to renovations or additional building following the purchase.
- Has no trees, natural water sources, natural reserves or historical monuments of any kind.
- Will not be used for special purposes, and no special permits, such as for residential use, industrial plants, waste storage or certain types of agricultural activities, are required.
- Has no occupants, and no other party holds a legal interest in it.

Procedures

A procedure is defined as any interaction of the buyer or the seller, their agents (if an agent is legally or in practice required) or the property with external parties, including government agencies, inspectors, notaries and lawyers. Interactions between company officers and employees are not considered. All procedures that are legally or in practice required for registering property are recorded, even if

FIGURE 21.8 Registering property: transfer of property between 2 local companies

Rankings are based on 3 indicators



they may be avoided in exceptional cases (table 21.6). It is assumed that the buyer follows the fastest legal option available and used by the majority of property owners. Although the buyer may use lawyers or other professionals where necessary in the registration process, it is assumed that the buyer does not employ an outside facilitator in the registration process unless legally or in practice required to do so.

Time

Time is recorded in calendar days. The measure captures the median duration that property lawyers, notaries or registry officials indicate is necessary to complete a procedure. It is assumed that the minimum time required for each procedure is 1 day, except for procedures that can be fully completed online, for which the time required is recorded as half a day. Although procedures may take place simultaneously, they cannot start on the same day, again with the exception of procedures that can be fully completed online. It is assumed that the buyer does not waste time and commits to completing each remaining procedure without delay. If a procedure can be accelerated for an additional cost, the fastest legal procedure available and used by the majority of property owners is chosen. If procedures can be undertaken simultaneously, it is assumed that they are. It is assumed that the parties

involved are aware of all requirements and their sequence from the beginning. Time spent on gathering information is not considered.

Cost

Cost is recorded as a percentage of the property value, assumed to be equivalent to 50 times income per capita. Only official costs required by law are recorded, including fees, transfer taxes, stamp duties and any other payment to the property registry, notaries, public agencies or lawyers. Other taxes, such as capital gains tax or value added tax, are excluded from the cost measure. Both costs borne by the buyer and those borne by the seller are included. If cost estimates differ among sources, the median reported value is used.

The data details on registering property can be found for each economy at <http://www.doingbusiness.org> by selecting the economy in the drop-down list.

TABLE 21.6 What do the registering property indicators measure?
Procedures to legally transfer title on immovable property (number)
Preregistration procedures (for example, checking for liens, notarizing sales agreement, paying property transfer taxes)
Registration procedures in the economy's largest business city
Postregistration procedures (for example, filing title with municipality)
Time required to complete each procedure (calendar days)
Does not include time spent gathering information
Each procedure starts on a separate day. Procedures that can be fully completed online are an exception to this rule.
Procedure considered completed once final document is received
No prior contact with officials
Cost required to complete each procedure (% of property value)
Official costs only, no bribes
No value added or capital gains taxes included

GETTING CREDIT

Doing Business measures the legal rights of borrowers and lenders with respect to secured transactions through one set of indicators and the sharing of credit information through another. The first set of indicators measures whether certain features that facilitate lending exist within the applicable collateral and bankruptcy laws. The second set measures the coverage, scope and accessibility of credit information available through public credit registries and private credit bureaus (figure 21.9). The ranking on the ease of getting credit is based on the percentile rankings on the sum of its component indicators: the depth of credit information index and the strength of legal rights index (figure 21.10).

Legal rights

The data on the legal rights of borrowers and lenders are gathered through a questionnaire administered to financial lawyers and verified through analysis of laws and regulations as well as public sources of information on collateral and bankruptcy laws. Questionnaire responses are verified through several rounds of follow-up communication with respondents as well as by contacting third parties and consulting public sources. The questionnaire data are confirmed through teleconference calls or on-site visits in all economies.

Strength of legal rights index

The strength of legal rights index measures the degree to which collateral and

bankruptcy laws protect the rights of borrowers and lenders and thus facilitate lending (table 21.7). Two case scenarios, case A and case B, are used to determine the scope of the secured transactions system. The case scenarios involve a secured borrower, the incorporated company ABC, and a secured lender, BizBank. For example, in some economies the legal framework for secured transactions will allow only case A or case B to apply (not both). Both cases examine the same set of legal provisions relating to the use of movable collateral.

Several assumptions about the secured borrower and lender are used:

- ABC is a domestically incorporated, limited liability company.
- The company has up to 50 employees.
- ABC has its headquarters and only base of operations in the economy's largest business city (see table 21A.1).
- Both ABC and BizBank are 100% domestically owned.

The case scenarios also involve assumptions. In case A, as collateral for the loan, ABC grants BizBank a nonpossessory security interest in one category of movable assets, for example, its machinery or its inventory. ABC wants to keep both possession and ownership of the collateral. In economies where the law does not allow nonpossessory security interests in movable property, ABC and BizBank use a fiduciary transfer-of-title arrangement (or a similar substitute for nonpossessory security interests). The strength of legal rights index does not cover functional equivalents

FIGURE 21.9 Do lenders have credit information on entrepreneurs seeking credit? Is the law favorable to borrowers and lenders using movable assets as collateral?

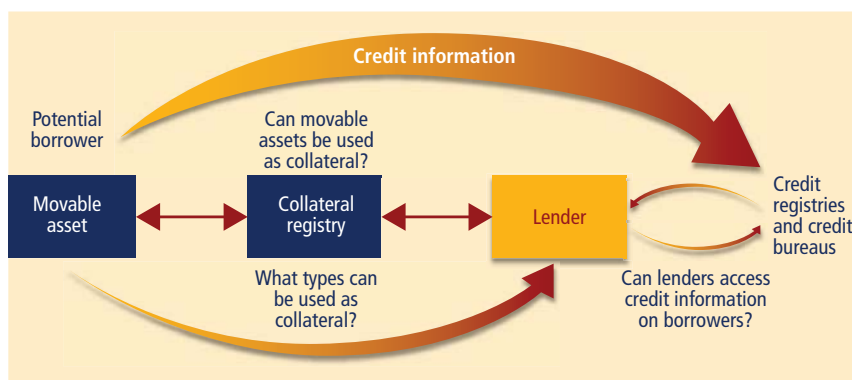



FIGURE 21.10 Getting credit: collateral rules and credit information
Rankings are based on 2 indicators



Note: Private bureau coverage and public registry coverage are measured but do not count for the rankings.

to security over movable assets (for example, leasing or reservation of title).

In case B, ABC grants BizBank a business charge, enterprise charge, floating charge or any charge that gives BizBank a security interest over ABC's combined movable assets (or as much of ABC's movable assets as possible). ABC keeps ownership and possession of the assets.

TABLE 21.7 What do the getting credit indicators measure?

Strength of legal rights index (0–10)

Protection of rights of borrowers and lenders through collateral laws

Protection of secured creditors' rights through bankruptcy laws

Depth of credit information index (0–6)

Scope and accessibility of credit information distributed by public credit registries and private credit bureaus

Public credit registry coverage (% of adults)

Number of individuals and firms listed in a public credit registry as percentage of adult population

Private credit bureau coverage (% of adults)

Number of individuals and firms listed in largest private credit bureau as percentage of adult population

The strength of legal rights index includes 8 aspects related to legal rights in collateral law and 2 aspects in bankruptcy law. A score of 1 is assigned for each of the following features of the laws:

- Any business may use movable assets as collateral while keeping possession of the assets, and any financial institution may accept such assets as collateral.
- The law allows a business to grant a nonpossessory security right in a single category of movable assets (such as accounts receivable or inventory), without requiring a specific description of the collateral.
- The law allows a business to grant a nonpossessory security right in substantially all its movable assets, without requiring a specific description of the collateral.
- A security right may be given over future or after-acquired assets and may extend automatically to the products, proceeds or replacements of the original assets.
- A general description of debts and obligations is permitted in the collateral agreement and in registration documents; all types of debts and obligations can be secured between the parties, and the collateral agreement can include a maximum amount for which the assets are encumbered.
- A collateral registry or registration institution for security interests over movable property is in operation, unified geographically and by asset type, with an electronic database indexed by debtors' names.
- Secured creditors are paid first (for example, before tax claims and employee claims) when a debtor defaults outside an insolvency procedure.
- Secured creditors are paid first (for example, before tax claims and employee claims) when a business is liquidated.
- Secured creditors either are not subject to an automatic stay or moratorium on enforcement procedures when a debtor enters a court-supervised reorganization procedure, or the law provides secured creditors with grounds for relief from an automatic stay or moratorium (for example, if the movable property is in danger) or sets a time limit for the automatic stay.

- The law allows parties to agree in a collateral agreement that the lender may enforce its security right out of court.

The index ranges from 0 to 10, with higher scores indicating that collateral and bankruptcy laws are better designed to expand access to credit.

Credit information

The data on credit information sharing are built in 2 stages. First, banking supervision authorities and public information sources are surveyed to confirm the presence of a public credit registry or private credit bureau. Second, when applicable, a detailed questionnaire on the public credit registry's or private credit bureau's structure, laws and associated rules is administered to the entity itself. Questionnaire responses are verified through several rounds of follow-up communication with respondents as well as by contacting third parties and consulting public sources. The questionnaire data are confirmed through teleconference calls or on-site visits in all economies.

Depth of credit information index

The depth of credit information index measures rules and practices affecting the coverage, scope and accessibility of credit information available through either a public credit registry or a private credit bureau. A score of 1 is assigned for each of the following 6 features of the public credit registry or private credit bureau (or both):

- Data on both firms and individuals are distributed.
- Both positive credit information (for example, outstanding loan amounts and pattern of on-time repayments) and negative information (for example, late payments and the number and amount of defaults and bankruptcies) are distributed.
- Data from retailers and utility companies as well as financial institutions are distributed.
- More than 2 years of historical data are distributed. Credit registries and bureaus that erase data on defaults as soon as they are repaid obtain a score of 0 for this indicator.

- Data on loan amounts below 1% of income per capita are distributed. Note that a credit registry or bureau must have a minimum coverage of 1% of the adult population to score a 1 on this indicator.
- By law, borrowers have the right to access their data in the largest credit registry or bureau in the economy.

The index ranges from 0 to 6, with higher values indicating the availability of more credit information, from either a public credit registry or a private credit bureau, to facilitate lending decisions. If the credit registry or bureau is not operational or has a coverage of less than 0.1% of the adult population, the score on the depth of credit information index is 0.

In Lithuania, for example, both a public credit registry and a private credit bureau operate. Both distribute positive and negative information (a score of 1). Both distribute data on firms and individuals (a score of 1). Both distribute more than 2 years of historical data (a score of 1). Although the public credit registry does not distribute data from retailers or utilities, the private credit bureau does do so (a score of 1). Although the public credit registry has a threshold of 1,000 litai, the private credit bureau distributes data on loans of any value (a score of 1). Borrowers have the right to access their data in both the public credit registry and the private credit bureau (a score of 1). Summing across the indicators gives Lithuania a total score of 6.

Public credit registry coverage

The public credit registry coverage indicator reports the number of individuals and firms listed in a public credit registry's database as of January 1, 2013, with information on their borrowing history from the past 5 years. The number is expressed as a percentage of the adult population (the population age 15 and above in 2012 according to the World Bank's *World Development Indicators*). A public credit registry is defined as a database managed by the public sector, usually by the central bank or the superintendent of banks, that collects information on the creditworthiness of borrowers (individuals or firms) in the financial system and facilitates the exchange of credit information among banks and other regulated

financial institutions. If no public registry operates, the coverage value is 0.0%.

Private credit bureau coverage

The private credit bureau coverage indicator reports the number of individuals and firms listed in a private credit bureau's database as of January 1, 2013, with information on their borrowing history from the past 5 years. The number is expressed as a percentage of the adult population (the population age 15 and above in 2012 according to the World Bank's *World Development Indicators*). A private credit bureau is defined as a private firm or nonprofit organization that maintains a database on the creditworthiness of borrowers (individuals or firms) in the financial system and facilitates the exchange of credit information among creditors. Credit investigative bureaus and credit reporting firms that do not directly facilitate information exchange among banks and other financial institutions are not considered. If no private bureau operates, the coverage value is 0.0%.

The data details on getting credit can be found for each economy at <http://www.doingbusiness.org> by selecting the economy in the drop-down list. This methodology was developed by Djankov, McLiesh and Shleifer (2007) and is adopted here with minor changes.

PROTECTING INVESTORS

Doing Business measures the strength of minority shareholder protections against directors' misuse of corporate assets for personal gain. The indicators

distinguish 3 dimensions of investor protections: transparency of related-party transactions (extent of disclosure index), liability for self-dealing (extent of director liability index) and shareholders' ability to sue officers and directors for misconduct (ease of shareholder suits index) (figure 21.11). The data come from a questionnaire administered to corporate and securities lawyers and are based on securities regulations, company laws, civil procedure codes and court rules of evidence. The ranking on the strength of investor protection index is the simple average of the percentile rankings on its component indicators (figure 21.12).

To make the data comparable across economies, several assumptions about the business and the transaction are used.

Assumptions about the business

The business (Buyer):

- Is a publicly traded corporation listed on the economy's most important stock exchange. If the number of publicly traded companies listed on that exchange is less than 10, or if there is no stock exchange in the economy, it is assumed that Buyer is a large private company with multiple shareholders.
- Has a board of directors and a chief executive officer (CEO) who may legally act on behalf of Buyer where permitted, even if this is not specifically required by law.
- Has a supervisory board (applicable to economies with a 2-tier board system) on which 60% of the shareholder-

FIGURE 21.11 How well are minority shareholders protected against self-dealing in related-party transactions?

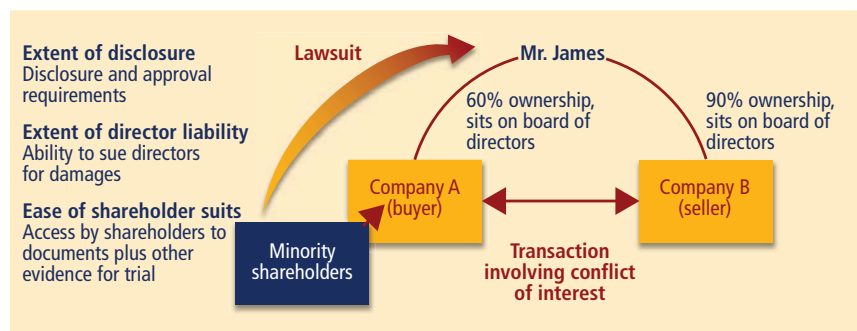


FIGURE 21.12 Protecting investors: minority shareholder rights in related-party transactions

Rankings are based on 3 indicators



elected members have been appointed by Mr. James.

- Is a manufacturing company.
- Has its own distribution network.

Assumptions about the transaction

- Mr. James is Buyer's controlling shareholder and a member of Buyer's board of directors. He owns 60% of Buyer and elected 2 directors to Buyer's 5-member board.
- Mr. James also owns 90% of Seller, a company that operates a chain of retail hardware stores. Seller recently closed a large number of its stores.
- Mr. James proposes that Buyer purchase Seller's unused fleet of trucks to expand Buyer's distribution of its food products, a proposal to which Buyer agrees. The price is equal to 10% of Buyer's assets and is higher than the market value.
- The proposed transaction is part of the company's ordinary course of business and is not outside the authority of the company.
- Buyer enters into the transaction. All required approvals are obtained, and all required disclosures made (that is, the transaction is not fraudulent).
- The transaction causes damages to Buyer. Shareholders sue Mr. James and the other parties that approved the transaction.

Extent of disclosure index

The extent of disclosure index has 5 components (table 21.8):

- Which corporate body can provide legally sufficient approval for the transaction. A score of 0 is assigned if it is the CEO or the managing director alone; 1 if the board of directors, the supervisory board or shareholders must vote and Mr. James is permitted to vote; 2 if the board of directors or the supervisory board must vote and Mr. James is not permitted to vote; 3 if shareholders must vote and Mr. James is not permitted to vote.
- Whether immediate disclosure of the transaction to the public, the regulator or the shareholders is required.⁴ A score of 0 is assigned if no disclosure is required; 1 if disclosure on the terms of the transaction is required but not on Mr. James's conflict of interest; 2 if disclosure on both the terms and Mr. James's conflict of interest is required.
- Whether disclosure in the annual report is required. A score of 0 is assigned if no disclosure on the transaction is required; 1 if disclosure on the terms of the transaction is required but not on Mr. James's conflict of interest; 2 if disclosure on both the terms and Mr. James's conflict of interest is required.
- Whether disclosure by Mr. James to the board of directors or the supervisory board is required. A score of 0 is assigned if no disclosure is required; 1 if a general disclosure of the existence of a conflict of interest is required without any specifics; 2 if full disclosure of all material facts relating to Mr. James's interest in the Buyer-Seller transaction is required.
- Whether it is required that an external body, for example, an external auditor, review the transaction before it takes place. A score of 0 is assigned if no; 1 if yes.

The index ranges from 0 to 10, with higher values indicating greater disclosure. In Poland, for example, the board of directors must approve the transaction and Mr. James is not allowed to vote (a score of 2). Buyer is required to disclose immediately all information affecting the stock price, including the conflict of interest (a score of 2). In its annual report

Buyer must also disclose the terms of the transaction and Mr. James's ownership in Buyer and Seller (a score of 2). Before the transaction Mr. James must disclose his conflict of interest to the other directors, but he is not required to provide specific information about it (a score of 1). Poland does not require an external body to review the transaction (a score of 0). Adding these numbers gives Poland a score of 7 on the extent of disclosure index.

Extent of director liability index

The extent of director liability index has 7 components:⁵

- Whether a shareholder plaintiff is able to hold Mr. James liable for the damage the Buyer-Seller transaction causes to the company. A score of 0 is assigned if Mr. James cannot be held liable or can be held liable only for fraud, bad faith or gross negligence; 1 if Mr. James can be held liable only if he influenced the approval of the transaction or was negligent; 2 if Mr. James can be held liable when

TABLE 21.8 What do the protecting investors indicators measure?

Extent of disclosure index (0–10)

Approval process for related-party transactions

Disclosure requirements in case of related-party transactions

Extent of director liability index (0–10)

Ability of minority shareholders to file a direct or derivative lawsuit

Ability of minority shareholders to hold interested parties and members of the approving body liable for prejudicial related-party transactions

Available legal remedies (damages, disgorgement of profits, fines, imprisonment and rescission of the transaction)

Ease of shareholder suits index (0–10)

Access to internal corporate documents (directly or through a government inspector)

Documents and information available during trial

Strength of investor protection index (0–10)

Simple average of the extent of disclosure, extent of director liability and ease of shareholder suits indices

the transaction is unfair or prejudicial to the other shareholders.

- Whether a shareholder plaintiff is able to hold the approving body (the CEO, members of the board of directors or members of the supervisory board) liable for the damage the transaction causes to the company. A score of 0 is assigned if the approving body cannot be held liable or can be held liable only for fraud, bad faith or gross negligence; 1 if the approving body can be held liable for negligence; 2 if the approving body can be held liable when the transaction is unfair or prejudicial to the other shareholders.
- Whether a court can void the transaction upon a successful claim by a shareholder plaintiff. A score of 0 is assigned if rescission is unavailable or is available only in case of fraud, bad faith or gross negligence; 1 if rescission is available when the transaction is oppressive or prejudicial to the other shareholders; 2 if rescission is available when the transaction is unfair or entails a conflict of interest.
- Whether Mr. James pays damages for the harm caused to the company upon a successful claim by the shareholder plaintiff. A score of 0 is assigned if no; 1 if yes.
- Whether Mr. James repays profits made from the transaction upon a successful claim by the shareholder plaintiff. A score of 0 is assigned if no; 1 if yes.
- Whether both fines and imprisonment can be applied against Mr. James. A score of 0 is assigned if no; 1 if yes.
- Whether shareholder plaintiffs are able to sue directly or derivatively for the damage the transaction causes to the company. A score of 0 is assigned if suits are unavailable or are available only for shareholders holding more than 10% of the company's share capital; 1 if direct or derivative suits are available for shareholders holding 10% or less of share capital.

The index ranges from 0 to 10, with higher values indicating greater liability of directors. Assuming that the prejudicial transaction was duly approved and disclosed, in order to hold Mr. James liable in Panama, for example, a plaintiff must prove that Mr. James influenced the approving

body or acted negligently (a score of 1). To hold the other directors liable, a plaintiff must prove that they acted negligently (a score of 1). The prejudicial transaction cannot be voided (a score of 0). If Mr. James is found liable, he must pay damages (a score of 1) but he is not required to disgorge his profits (a score of 0). Mr. James cannot be fined and imprisoned (a score of 0). Direct or derivative suits are available for shareholders holding 10% or less of share capital (a score of 1). Adding these numbers gives Panama a score of 4 on the extent of director liability index.

Ease of shareholder suits index

The ease of shareholder suits index has 6 components:

- What range of documents is available to the shareholder plaintiff from the defendant and witnesses during trial. A score of 1 is assigned for each of the following types of documents available: information that the defendant has indicated he intends to rely on for his defense; information that directly proves specific facts in the plaintiff's claim; any information relevant to the subject matter of the claim; and any information that may lead to the discovery of relevant information.
- Whether the plaintiff can directly examine the defendant and witnesses during trial. A score of 0 is assigned if no; 1 if yes, with prior approval of the questions by the judge; 2 if yes, without prior approval.
- Whether the plaintiff can obtain categories of relevant documents from the defendant without identifying each document specifically. A score of 0 is assigned if no; 1 if yes.
- Whether shareholders owning 10% or less of the company's share capital can request that a government inspector investigate the Buyer-Seller transaction without filing suit in court. A score of 0 is assigned if no; 1 if yes.
- Whether shareholders owning 10% or less of the company's share capital have the right to inspect the transaction documents before filing suit. A score of 0 is assigned if no; 1 if yes.
- Whether the standard of proof for civil suits is lower than that for a criminal case. A score of 0 is assigned if no; 1 if yes.

The index ranges from 0 to 10, with higher values indicating greater powers of shareholders to challenge the transaction. In Croatia, for example, the plaintiff can access documents that the defendant intends to rely on for his defense (a score of 1). The plaintiff can examine the defendant and witnesses during trial, without prior approval of the questions by the court (a score of 2). The plaintiff must specifically identify the documents being sought (for example, the Buyer-Seller purchase agreement of July 15, 2006) and cannot simply request categories (for example, all documents related to the transaction) (a score of 0). A shareholder holding 5% of Buyer's shares can request that a government inspector review suspected mismanagement by Mr. James and the CEO without filing suit in court (a score of 1). Shareholders cannot inspect the transaction documents before deciding whether to sue (a score of 0). The standard of proof for civil suits is the same as that for a criminal case (a score of 0). Adding these numbers gives Croatia a score of 4 on the ease of shareholder suits index.

Strength of investor protection index

The strength of investor protection index is the average of the extent of disclosure index, the extent of director liability index and the ease of shareholder suits index. The index ranges from 0 to 10, with higher values indicating more investor protection.

The data details on protecting investors can be found for each economy at <http://www.doingbusiness.org> by selecting the economy in the drop-down list. This methodology was developed by Djankov and others (2008).

PAYING TAXES

Doing Business records the taxes and mandatory contributions that a medium-size company must pay in a given year as well as measures of the administrative burden of paying taxes and contributions (figure 21.13). The project was developed and implemented in cooperation with PwC.⁶ Taxes and contributions measured include the profit or corporate income tax, social contributions and labor taxes paid by the employer, property taxes, property transfer taxes, dividend tax, capital gains

tax, financial transactions tax, waste collection taxes, vehicle and road taxes, and any other small taxes or fees.

The ranking on the ease of paying taxes is the simple average of the percentile rankings on its component indicators, with a threshold being applied to one of the component indicators, the total tax rate (figure 21.14). The threshold is defined as the highest total tax rate among the top 15% of economies in the ranking on the total tax rate. It is calculated and adjusted on a yearly basis. This year's threshold is 25.5%. All economies with a total tax rate below this threshold receive the same score as the economy at the threshold. The threshold is not based on any economic theory of an "optimal tax rate" that minimizes distortions or maximizes efficiency in the tax system of an economy overall. Instead, it is mainly empirical in nature, set at the lower end of the distribution of tax rates levied on medium-size enterprises in the manufacturing sector as observed through the paying taxes indicators. This reduces the bias in the indicators toward economies that do not need to levy significant taxes on companies like the *Doing Business* standardized case study company because they raise public revenue in other ways—for example, through taxes on foreign companies, through taxes on sectors other than manufacturing or from natural resources (all of which are outside the scope of the methodology).

Doing Business measures all taxes and contributions that are government mandated (at any level—federal, state or lo-

cal) and that apply to the standardized business and have an impact in its financial statements. In doing so, *Doing Business* goes beyond the traditional definition of a tax. As defined for the purposes of government national accounts, taxes include only compulsory, unrequited payments to general government. *Doing Business* departs from this definition because it measures imposed charges that affect business accounts, not government accounts. One main difference relates to labor contributions. The *Doing Business* measure includes government-mandated contributions paid by the employer to a required private pension fund or workers' insurance fund. The indicator includes, for example, Australia's compulsory superannuation guarantee and workers' compensation insurance. For the purpose of calculating the total tax rate (defined below), only taxes borne are included. For example, value added taxes are generally excluded (provided they are not irrecoverable) because they do not affect the accounting profits of the business—that is, they are not reflected in the income statement. They are, however, included for the purpose of the compliance measures (time and payments), as they add to the burden of complying with the tax system.

Doing Business uses a case scenario to measure the taxes and contributions paid by a standardized business and the complexity of an economy's tax compliance system. This case scenario uses a set of financial statements and assumptions about transactions made over the course of the year. In each economy tax experts from a

number of different firms (in many economies these include PwC) compute the taxes and mandatory contributions due in their jurisdiction based on the standardized case study facts. Information is also compiled on the frequency of filing and payments as well as time taken to comply with tax laws in an economy. To make the data comparable across economies, several assumptions about the business and the taxes and contributions are used.

The methodology for the paying taxes indicators has benefited from discussion with members of the International Tax Dialogue and other stakeholders, which led to a refinement of the questions on the time to pay taxes, the collection of additional data on the labor tax wedge for further research and the introduction of a threshold applied to the total tax rate for the purpose of calculating the ranking on the ease of paying taxes.

Assumptions about the business

The business:

- Is a limited liability, taxable company. If there is more than one type of limited liability company in the economy, the limited liability form most common among domestic firms is chosen. The most common form is reported by incorporation lawyers or the statistical office.
- Started operations on January 1, 2011.

FIGURE 21.13 What are the time, total tax rate and number of payments necessary for a local medium-size company to pay all taxes?

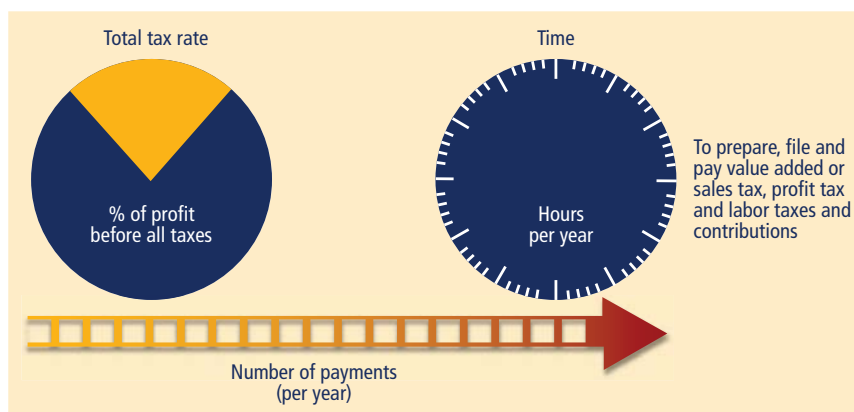
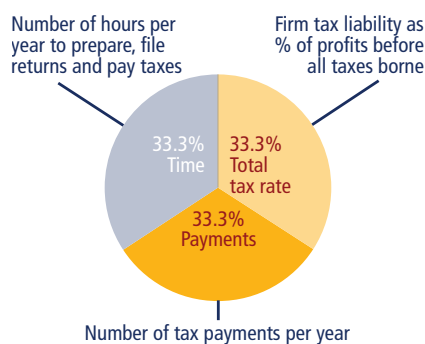


FIGURE 21.14 Paying taxes: tax compliance for a local manufacturing company

Rankings are based on 3 indicators



Note: All economies below the threshold receive the same score in the total tax rate component as the economies at the threshold.

At that time the company purchased all the assets shown in its balance sheet and hired all its workers.

- Operates in the economy's largest business city (see table 21A.1).
- Is 100% domestically owned and has 5 owners, all of whom are natural persons.
- At the end of 2011, has a start-up capital of 102 times income per capita.
- Performs general industrial or commercial activities. Specifically, it produces ceramic flowerpots and sells them at retail. It does not participate in foreign trade (no import or export) and does not handle products subject to a special tax regime, for example, liquor or tobacco.
- At the beginning of 2012, owns 2 plots of land, 1 building, machinery, office equipment, computers and 1 truck and leases 1 truck.
- Does not qualify for investment incentives or any benefits apart from those related to the age or size of the company.
- Has 60 employees—4 managers, 8 assistants and 48 workers. All are nationals, and 1 manager is also an owner. The company pays for additional medical insurance for employees (not mandated by any law) as an additional benefit. In addition, in some economies reimbursable business travel and client entertainment expenses are considered fringe benefits. When applicable, it is assumed that the company pays the fringe benefit tax on this expense or that the benefit becomes taxable income for the employee. The case study assumes no additional salary additions for meals, transportation, education or others.
- Has a turnover of 1,050 times income per capita.
- Makes a loss in the first year of operation.
- Has a gross margin (pretax) of 20% (that is, sales are 120% of the cost of goods sold).
- Distributes 50% of its net profits as dividends to the owners at the end of the second year.
- Sells one of its plots of land at a profit

at the beginning of the second year.

- Has annual fuel costs for its trucks equal to twice income per capita.
- Is subject to a series of detailed assumptions on expenses and transactions to further standardize the case. All financial statement variables are proportional to 2005 income per capita. For example, the owner who is also a manager spends 10% of income per capita on traveling for the company (20% of this owner's expenses are purely private, 20% are for entertaining customers and 60% for business travel).

Assumptions about the taxes and contributions

- All the taxes and contributions recorded are those paid in the second year of operation (calendar year 2012). A tax or contribution is considered distinct if it has a different name or is collected by a different agency. Taxes and contributions with the same name and agency, but charged at different rates depending on the business, are counted as the same tax or contribution.
- The number of times the company pays taxes and contributions in a year is the number of different taxes or contributions multiplied by the frequency of payment (or withholding) for each tax. The frequency of payment includes advance payments (or withholding) as well as regular payments (or withholding).

Tax payments

The tax payments indicator reflects the total number of taxes and contributions paid, the method of payment, the frequency of payment, the frequency of filing and the number of agencies involved for this standardized case study company during the second year of operation (table 21.9). It includes taxes withheld by the company, such as sales tax, value added tax and employee-borne labor taxes. These taxes are traditionally collected by the company from the consumer or employee on behalf of the tax agencies. Although they do not affect the income statements of the company, they add to the administrative burden of complying

with the tax system and so are included in the tax payments measure.

The number of payments takes into account electronic filing. Where full electronic filing and payment is allowed and it is used by the majority of medium-size businesses, the tax is counted as paid once a year even if filings and payments are more frequent. For payments made through third parties, such as tax on interest paid by a financial institution or fuel tax paid by a fuel distributor, only one payment is included even if payments are more frequent.

Where 2 or more taxes or contributions are filed for and paid jointly using the same form, each of these joint payments is counted once. For example, if mandatory health insurance contributions and mandatory pension contributions are filed for and paid together, only one of these contributions would be included in the number of payments.

TABLE 21.9 What do the paying taxes indicators measure?

Tax payments for a manufacturing company in 2012 (number per year adjusted for electronic and joint filing and payment)

Total number of taxes and contributions paid, including consumption taxes (value added tax, sales tax or goods and service tax)

Method and frequency of filing and payment

Time required to comply with 3 major taxes (hours per year)

Collecting information and computing the tax payable

Completing tax return forms, filing with proper agencies

Arranging payment or withholding

Preparing separate mandatory tax accounting books, if required

Total tax rate (% of profit before all taxes)

Profit or corporate income tax

Social contributions and labor taxes paid by the employer

Property and property transfer taxes

Dividend, capital gains and financial transactions taxes

Waste collection, vehicle, road and other taxes

Time

Time is recorded in hours per year. The indicator measures the time taken to prepare, file and pay 3 major types of taxes and contributions: the corporate income tax, value added or sales tax, and labor taxes, including payroll taxes and social contributions. Preparation time includes the time to collect all information necessary to compute the tax payable and to calculate the amount payable. If separate accounting books must be kept for tax purposes—or separate calculations made—the time associated with these processes is included. This extra time is included only if the regular accounting work is not enough to fulfill the tax accounting requirements. Filing time includes the time to complete all necessary tax return forms and file the relevant returns at the tax authority. Payment time considers the hours needed to make the payment online or at the tax authorities. Where taxes and contributions are paid in person, the time includes delays while waiting.

Total tax rate

The total tax rate measures the amount of taxes and mandatory contributions borne by the business in the second year of operation, expressed as a share of commercial profit. *Doing Business 2014* reports the total tax rate for calendar year 2012. The total amount of taxes borne is the sum of all the different taxes and contributions payable after accounting for allowable deductions and exemptions. The taxes withheld (such as personal income tax) or collected by the company and remitted to the tax authorities (such as value added tax, sales tax or goods and

service tax) but not borne by the company are excluded. The taxes included can be divided into 5 categories: profit or corporate income tax, social contributions and labor taxes paid by the employer (in respect of which all mandatory contributions are included, even if paid to a private entity such as a required pension fund), property taxes, turnover taxes and other taxes (such as municipal fees and vehicle taxes). Fuel taxes are no longer included in the total tax rate because of the difficulty of computing these taxes in a consistent way for all economies covered. The fuel tax amounts are in most cases very small, and measuring these amounts is often complicated because they depend on fuel consumption. Fuel taxes continue to be counted in the number of payments.

The total tax rate is designed to provide a comprehensive measure of the cost of all the taxes a business bears. It differs from the statutory tax rate, which merely provides the factor to be applied to the tax base. In computing the total tax rate, the actual tax payable is divided by commercial profit. Data for Kiribati are provided as an example (table 21.10).

Commercial profit is essentially net profit before all taxes borne. It differs from the conventional profit before tax, reported in financial statements. In computing profit before tax, many of the taxes borne by a firm are deductible. In computing commercial profit, these taxes are not deductible. Commercial profit therefore presents a clear picture of the actual profit of a business before any of the taxes it bears in the course of the fiscal year.

Commercial profit is computed as sales minus cost of goods sold, minus gross salaries, minus administrative expenses, minus other expenses, minus provisions, plus capital gains (from the property sale) minus interest expense, plus interest income and minus commercial depreciation. To compute the commercial depreciation, a straight-line depreciation method is applied, with the following rates: 0% for the land, 5% for the building, 10% for the machinery, 33% for the computers, 20% for the office equipment, 20% for the truck and 10% for business development expenses. Commercial profit amounts to 59.4 times income per capita.

The methodology for calculating the total tax rate is broadly consistent with the Total Tax Contribution framework developed by PwC and the calculation within this framework for taxes borne. But while the work undertaken by PwC is usually based on data received from the largest companies in the economy, *Doing Business* focuses on a case study for a standardized medium-size company.

The data details on paying taxes can be found for each economy at <http://www.doingbusiness.org> by selecting the economy in the drop-down list. This methodology was developed by Djankov and others (2010).

TRADING ACROSS BORDERS

Doing Business measures the time and cost (excluding tariffs) associated with exporting and importing a standardized cargo of goods by sea transport. The time and cost necessary to complete every official procedure for exporting and importing the goods are recorded; however, the time and cost for sea transport are not included. All documents needed by the trader to export or import the goods across the border are also recorded. For exporting goods, procedures range from packing the goods into the container at the warehouse to their departure from the port of exit. For importing goods, procedures range from the vessel's arrival at the port of entry to the cargo's delivery at the warehouse. For landlocked economies, these include procedures at the inland border post, since the port is located in the transit economy. Payment is made by letter of credit, and the time,

TABLE 21.10 Computing the total tax rate for Kiribati

Type of tax (tax base)	Statutory rate <i>r</i> (%)	Statutory tax base <i>b</i> (\$A)	Actual tax payable <i>a</i> = <i>r</i> × <i>b</i> (\$A)	Commercial profit* <i>c</i> (\$A)	Total tax rate <i>t</i> = <i>a</i> / <i>c</i> (%)
Corporate income tax (taxable income)	20.0–35.0	87,565	25,647	109,801	23.4
Employer-paid social security contributions (taxable wages)	7.5	123,854	9,289	109,801	8.5
Total			34,936		31.8

* Profit before all taxes borne.

Note: Commercial profit is assumed to be 59.4 times income per capita. \$A is Australian dollar.

Source: *Doing Business* database.

cost and documents required for the issuance or advising of a letter of credit are taken into account (figure 21.15). The ranking on the ease of trading across borders is the simple average of the percentile rankings on its component indicators (figure 21.16).

Local freight forwarders, shipping lines, customs brokers, port officials and banks provide information on required documents and cost as well as the time to complete each procedure. To make the data comparable across economies, several assumptions about the business and the traded goods are used.

Assumptions about the traded goods

The traded product travels in a dry-cargo, 20-foot,⁷ full container load. It weighs 10 tons and is valued at \$20,000. The product:

- Is not hazardous nor does it include military items.
- Does not require refrigeration or any other special environment.
- Does not require any special phytosanitary or environmental safety standards other than accepted international standards.
- Is one of the economy's leading export or import products.

FIGURE 21.15 How much time, how many documents and what cost to export and import by sea transport?

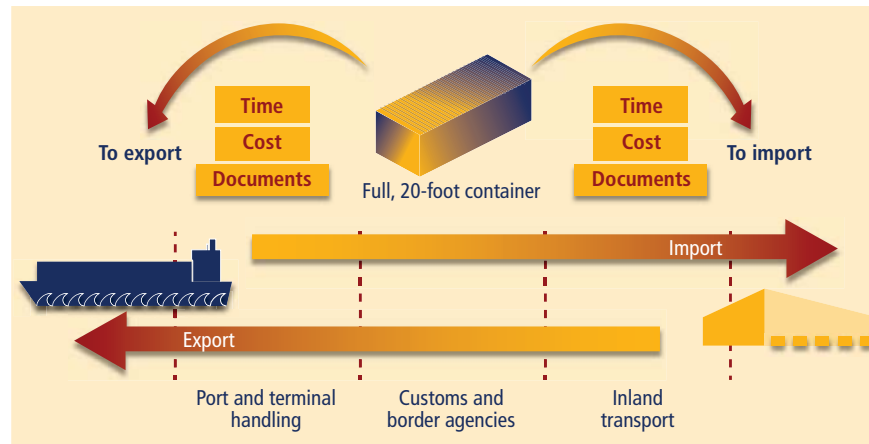
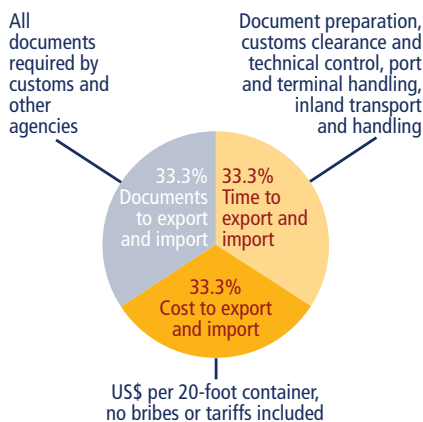


FIGURE 21.16 Trading across borders: exporting and importing by sea transport

Rankings are based on 3 indicators



Assumptions about the business

The business:

- Has at least 60 employees.
- Is located in the economy's largest business city (see table 21A.1).
- Is a private, limited liability company.
- Does not operate in an export processing zone or an industrial estate with special export or import privileges.
- Is 100% domestically owned.
- Exports more than 10% of its sales.

Documents

All documents required per shipment to export and import the goods are recorded (table 21.11). It is assumed that a new contract is drafted per shipment and that the contract has already been agreed upon and executed by both parties. Documents required for clearance by relevant agencies—including government ministries, customs, port authorities and other control agencies—are taken into account. For landlocked economies, documents required by authorities in the transit economy are also included. Since payment is by letter of credit, all documents required by banks for the issuance or securing of a letter of credit are also taken into account. Documents that are requested at the time of clearance but that are valid for a year or longer and do not require renewal per shipment (for example, an annual tax clearance certificate) are not included. Documents that are required purely for purposes of preferential treatment are no longer included—for example, a certificate

of origin if the use is only to qualify for a preferential tariff rate under trade agreements. It is assumed that the exporter will

TABLE 21.11 What do the trading across borders indicators measure?

Documents required to export and import (number)

- Bank documents
- Customs clearance documents
- Port and terminal handling documents
- Transport documents

Time required to export and import (days)

- Obtaining, filling out and submitting all the documents
- Inland transport and handling
- Customs clearance and inspections
- Port and terminal handling
- Does not include sea transport time

Cost required to export and import (US\$ per container)

- All documentation
- Inland transport and handling
- Customs clearance and inspections
- Port and terminal handling
- Official costs only, no bribes

always obtain a certificate of origin for its trade partner, however, and the time and cost associated with obtaining it are included in the time and cost to export.

Time

The time for exporting and importing is recorded in calendar days. The time calculation for a procedure starts from the moment it is initiated and runs until it is completed. If a procedure can be accelerated for an additional cost and is available to all trading companies, the fastest legal procedure is chosen. Fast-track procedures applying only to firms located in an export processing zone, or only to certain accredited firms under authorized economic operator programs, are not taken into account because they are not available to all trading companies. Sea transport time is not included. It is assumed that neither the exporter nor the importer wastes time and that each commits to completing each remaining procedure without delay. Procedures that can be completed in parallel are measured as simultaneous. But it is assumed that document preparation, inland transport, customs and other clearance, and port and terminal handling require a minimum time of 1 day each and cannot take place simultaneously. The waiting time between procedures—for example, during unloading of the cargo—is included in the measure.

Cost

Cost measures the fees levied on a 20-foot container in U.S. dollars. All the fees associated with completing the procedures to export or import the goods are taken into account. These include costs for documents, administrative fees for customs clearance and inspections, customs broker fees, port-related charges and inland transport costs. The cost does not include customs tariffs and duties or costs related to sea transport. Only official costs are recorded.

The data details on trading across borders can be found for each economy at <http://www.doingbusiness.org> by selecting the economy in the drop-down list. This methodology was developed by Djankov, Freund and Pham (2010) and is adopted here with minor changes.

ENFORCING CONTRACTS

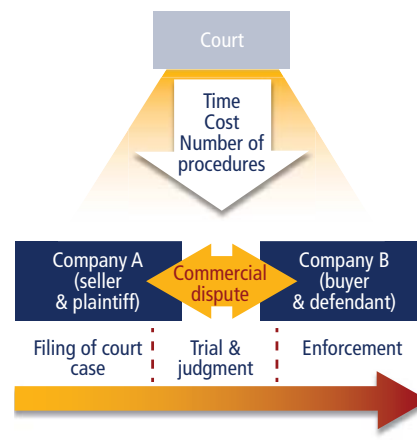
Indicators on enforcing contracts measure the efficiency of the judicial system in resolving a commercial dispute. The data are built by following the step-by-step evolution of a commercial sale dispute before local courts. The data are collected through study of the codes of civil procedure and other court regulations as well as questionnaires completed by local litigation lawyers and by judges (figure 21.17). The ranking on the ease of enforcing contracts is the simple average of the percentile rankings on its component indicators (figure 21.18).

The name of the relevant court in each economy—the court in the largest business city with jurisdiction over commercial cases worth 200% of income per capita—is published at <http://www.doingbusiness.org/data/exploretopics/enforcing-contracts>.

Assumptions about the case

- The value of the claim equals 200% of the economy's income per capita.
- The dispute concerns a lawful transaction between 2 businesses (Seller and Buyer), located in the economy's largest business city (see table 21A.1). Seller sells goods worth 200% of the economy's income per capita to Buyer. After Seller delivers the goods to Buyer, Buyer refuses to pay for the goods on the grounds that the delivered goods were not of adequate quality.
- Seller (the plaintiff) sues Buyer (the defendant) to recover the amount under the sales agreement (that is, 200% of the economy's income per capita). Buyer opposes Seller's claim, saying that the quality of the goods is not adequate. The claim is disputed on the merits. The court cannot decide the case on the basis of documentary evidence or legal title alone.
- A court in the economy's largest business city with jurisdiction over commercial cases worth 200% of income per capita decides the dispute.
- Seller attaches Buyer's movable assets (for example, office equipment and vehicles) before obtaining a judgment because Seller fears that Buyer may become insolvent.

FIGURE 21.17 What are the time, cost and number of procedures to resolve a commercial dispute through the courts?



- An expert opinion is given on the quality of the delivered goods. If it is standard practice in the economy for each party to call its own expert witness, the parties each call one expert witness. If it is standard practice for the judge to appoint an independent expert, the judge does so. In this case the judge does not allow opposing expert testimony.
- The judgment is 100% in favor of Seller: the judge decides that the goods are of adequate quality and that Buyer must pay the agreed price.
- Buyer does not appeal the judgment. Seller decides to start enforcing the

FIGURE 21.18 Enforcing contracts: resolving a commercial dispute through the courts
Rankings are based on 3 indicators

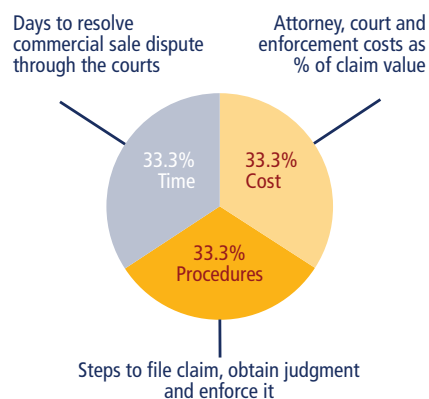


TABLE 21.12 What do the enforcing contracts indicators measure?

Procedures to enforce a contract through the courts (number)
Steps to file and serve the case
Steps for trial and judgment
Steps to enforce the judgment
Time required to complete procedures (calendar days)
Time to file and serve the case
Time for trial and obtaining judgment
Time to enforce the judgment
Cost required to complete procedures (% of claim)
Average attorney fees
Court costs
Enforcement costs

judgment as soon as the time allocated by law for appeal expires.

- Seller takes all required steps for prompt enforcement of the judgment. The money is successfully collected through a public sale of Buyer’s movable assets (for example, office equipment and vehicles).

Procedures

The list of procedural steps compiled for each economy traces the chronology of a commercial dispute before the relevant court. A procedure is defined as any interaction, required by law or commonly used in practice, between the parties or between them and the judge or court officer. Other procedural steps, internal to the court or between the parties and their counsel, may be counted as well. Procedural steps include steps to file and serve the case, steps to assign the case to a judge, steps for trial and judgment and steps necessary to enforce the judgment (table 21.12).

To indicate overall efficiency, 1 procedure is subtracted from the total number for economies that have specialized commercial courts, and 1 procedure for economies that allow electronic filing of the initial complaint in court cases. Some procedural steps that are part of others

are not counted in the total number of procedures.

Time

Time is recorded in calendar days, counted from the moment the plaintiff decides to file the lawsuit in court until payment. This includes both the days when actions take place and the waiting periods between. The average duration of different stages of dispute resolution is recorded: the completion of service of process (time to file and serve the case), the issuance of judgment (time for the trial and obtaining the judgment) and the moment of payment (time for enforcement of the judgment).

Cost

Cost is recorded as a percentage of the claim, assumed to be equivalent to 200% of income per capita. No bribes are recorded. Three types of costs are recorded: court costs, enforcement costs and average attorney fees.

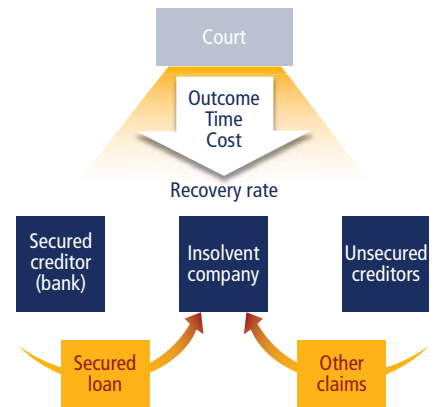
Court costs include all court costs that Seller (plaintiff) must advance to the court, regardless of the final cost to Seller. Enforcement costs are all costs that Seller (plaintiff) must advance to enforce the judgment through a public sale of Buyer’s movable assets, regardless of the final cost to Seller. Average attorney fees are the fees that Seller (plaintiff) must advance to a local attorney to represent Seller in the standardized case.

The data details on enforcing contracts can be found for each economy at <http://www.doingbusiness.org> by selecting the economy in the drop-down list. This methodology was developed by Djankov and others (2003) and is adopted here with minor changes.

RESOLVING INSOLVENCY

Doing Business studies the time, cost and outcome of insolvency proceedings involving domestic entities. The data are derived from questionnaire responses by local insolvency practitioners and verified through a study of laws and regulations as well as public information on bankruptcy systems (figure 21.19). The ranking on the

FIGURE 21.19 What are the time, cost and outcome of the insolvency proceedings against a local company?



ease of resolving insolvency is based on the recovery rate (figure 21.20).

To make the data comparable across economies, several assumptions about the business and the case are used.

Assumptions about the business

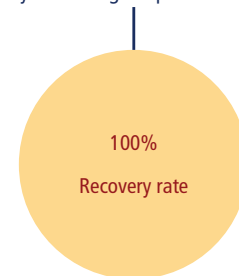
The business:

- Is a limited liability company.
- Operates in the economy’s largest business city (see table 21A.1).

FIGURE 21.20 Resolving insolvency: time, cost and outcome of the insolvency proceedings against a local company

Rankings are based on 1 indicator

Recovery rate is a function of time, cost and other factors such as lending rate and the likelihood of the company continuing to operate



Note: Time and cost do not count separately for the rankings.

- Is 100% domestically owned, with the founder, who is also the chairman of the supervisory board, owning 51% (no other shareholder holds more than 5% of shares).
- Has downtown real estate, where it runs a hotel, as its major asset.
- Has a professional general manager.
- Has 201 employees and 50 suppliers, each of which is owed money for the last delivery.
- Has a 10-year loan agreement with a domestic bank secured by a mortgage over the hotel's real estate property. A universal business charge (for example, a floating charge) is also assumed in economies where such collateral is recognized. If the laws of the economy do not specifically provide for a universal business charge but contracts commonly use some other provision to that effect, this provision is specified in the loan agreement.
- Has observed the payment schedule and all other conditions of the loan up to now.
- The business's market value, operating as a going concern, is 100 times income per capita or \$200,000, whichever is greater. The market value of the company's assets, if sold piecemeal, is 70% of the business's market value.

Assumptions about the case

The business is experiencing liquidity problems. The company's loss in 2012 reduced its net worth to a negative figure. It is January 1, 2013. There is no cash to pay the bank interest or principal in full, due the next day, January 2. The business will therefore default on its loan. Management believes that losses will be incurred in 2013 and 2014 as well.

The amount outstanding under the loan agreement is exactly equal to the market value of the hotel business and represents 74% of the company's total debt. The other 26% of its debt is held by unsecured creditors (suppliers, employees, tax authorities).

The company has too many creditors to negotiate an informal out-of-court workout. The following options are available: a judicial procedure aimed at the rehabilitation or reorganization of the company to permit its continued operation; a

judicial procedure aimed at the liquidation or winding-up of the company; or a debt enforcement or foreclosure procedure against the company, enforced either in court (or through another government authority) or out of court (for example, by appointing a receiver).

Assumptions about the parties

The bank wants to recover as much as possible of its loan, as quickly and cheaply as possible. The unsecured creditors will do everything permitted under the applicable laws to avoid a piecemeal sale of the assets. The majority shareholder wants to keep the company operating and under its control. Management wants to keep the company operating and preserve its employees' jobs. All the parties are local entities or citizens; no foreign parties are involved.

Time

Time for creditors to recover their credit is recorded in calendar years (table 21.13). The period of time measured by *Doing Business* is from the company's default until the payment of some or all of the money owed to the bank. Potential delay tactics by the parties, such as the filing of dilatory appeals or requests for extension, are taken into consideration.

Cost

The cost of the proceedings is recorded as a percentage of the value of the debtor's estate. The cost is calculated on the basis of questionnaire responses and includes court fees and government levies; fees of insolvency administrators, auctioneers, assessors and lawyers; and all other fees and costs.

Outcome

Recovery by creditors depends on whether the hotel business emerges from the proceedings as a going concern or the company's assets are sold piecemeal. If the business keeps operating, no value is lost and the bank can satisfy its claim in full, or recover 100 cents on the dollar. If the assets are sold piecemeal, the maximum amount that can be recovered will not exceed 70% of the bank's claim, which translates into 70 cents on the dollar.

Recovery rate

The recovery rate is recorded as cents on the dollar recouped by creditors through reorganization, liquidation or debt enforcement (foreclosure) proceedings. The calculation takes into account the outcome: whether the business emerges from the proceedings as a going concern or the assets are sold piecemeal. Then the costs of the proceedings are deducted (1 cent for each percentage point of the value of the debtor's estate). Finally, the value lost as a result of the time the money remains tied up in insolvency proceedings is taken into account, including the loss of value due to depreciation of the hotel furniture. Consistent with international accounting practice, the annual depreciation rate for furniture is taken to be 20%. The furniture is assumed to account for a quarter of the total value of assets. The recovery rate is the present value of the

TABLE 21.13 What do the resolving insolvency indicators measure?

Time required to recover debt (years)

Measured in calendar years

Appeals and requests for extension are included

Cost required to recover debt (% of debtor's estate)

Measured as percentage of estate value

Court fees

Fees of insolvency administrators

Lawyers' fees

Assessors' and auctioneers' fees

Other related fees

Outcome

Whether business continues operating as a going concern or business assets are sold piecemeal

Recovery rate for creditors (cents on the dollar)

Measures the cents on the dollar recovered by creditors

Present value of debt recovered

Official costs of the insolvency proceedings are deducted

Depreciation of furniture is taken into account

Outcome for the business (survival or not) affects the maximum value that can be recovered

remaining proceeds, based on end-2012 lending rates from the International Monetary Fund's *International Financial Statistics*, supplemented with data from central banks and the Economist Intelligence Unit.

No practice

If an economy had zero cases a year over the past 5 years involving a judicial reorganization, judicial liquidation or debt enforcement procedure (foreclosure), the economy receives a “no practice” ranking. This means that creditors are unlikely to recover their money through a formal legal process (in or out of court). The recovery rate for “no practice” economies is zero.

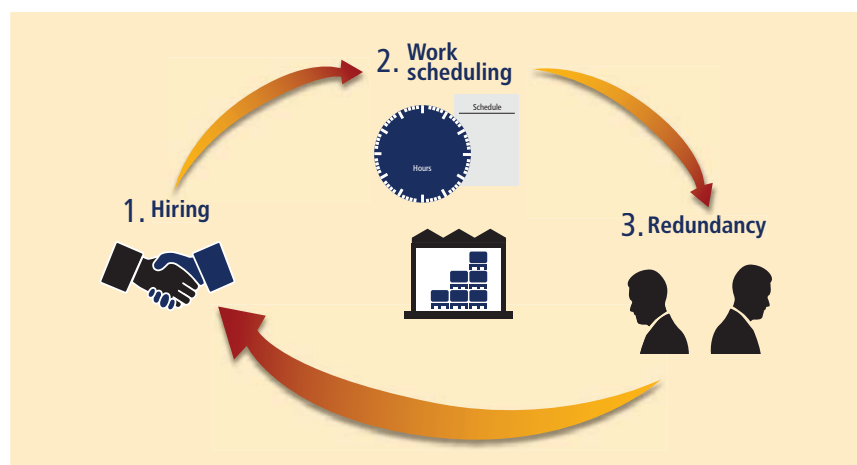
This methodology was developed by Djankov and others (2008) and is adopted here with minor changes.

EMPLOYING WORKERS

Doing Business measures flexibility in the regulation of employment, specifically as it affects the hiring and redundancy of workers and the rigidity of working hours (figure 21.21). Over the period from 2007 to 2011 improvements were made to align the methodology for the employing workers indicators with the letter and spirit of the ILO conventions. Only 4 of the 188 ILO conventions cover areas measured by *Doing Business*: employee termination, weekend work, holiday with pay and night work. The *Doing Business* methodology is fully consistent with these 4 conventions. The ILO conventions covering areas related to the employing workers indicators do not include the ILO core labor standards—8 conventions covering the right to collective bargaining, the elimination of forced labor, the abolition of child labor and equitable treatment in employment practices.

Between 2009 and 2011 the World Bank Group worked with a consultative group—including labor lawyers, employer and employee representatives, and experts from the ILO, the OECD, civil society and the private sector—to review the employing workers methodology and explore future areas of research.⁸ A full report with the conclusions of the consultative group, along with the employing workers methodology it proposed, is available at <http://www.doingbusiness.org/methodology/>

FIGURE 21.21 How flexible are hiring, work scheduling and redundancy rules?



employing-workers. This year *Doing Business* continued research collecting additional data on regulations covering workers' probationary period.

Doing Business 2014 presents the data on the employing workers indicators in an annex. The report does not present rankings of economies on the employing workers indicators or include the topic in the aggregate ranking on the ease of doing business. Detailed data collected on labor regulations are available on the *Doing Business* website (<http://www.doingbusiness.org>). The data on employing workers are based on a detailed questionnaire on employment regulations that is completed by local lawyers and public officials. Employment laws and regulations as well as secondary sources are reviewed to ensure accuracy. To make the data comparable across economies, several assumptions about the worker and the business are used.

Assumptions about the worker

The worker:

- Earns a salary plus benefits equal to the economy's average wage during the entire period of his employment.
- Has a pay period that is the most common for workers in the economy.
- Is a lawful citizen who belongs to the same race and religion as the majority of the economy's population.
- Resides in the economy's largest business city (see table 21A.1).
- Is not a member of a labor union, unless membership is mandatory.

Assumptions about the business

The business:

- Is a limited liability company.
- Operates in the economy's largest business city.
- Is 100% domestically owned.
- Operates in the manufacturing sector.
- Has 60 employees.
- Is subject to collective bargaining agreements in economies where such agreements cover more than half the manufacturing sector and apply even to firms not party to them.
- Abides by every law and regulation but does not grant workers more benefits than mandated by law, regulation or (if applicable) collective bargaining agreement.

Rigidity of employment

Rigidity of employment covers 3 areas: difficulty of hiring, rigidity of hours and difficulty of redundancy (table 21.14).

Difficulty of hiring covers (i) whether fixed-term contracts are prohibited for permanent tasks; (ii) the maximum cumulative duration of fixed-term contracts; and (iii) the ratio of the minimum wage for a trainee or first-time employee to the average value added per worker.⁹

Rigidity of hours covers 5 areas: (i) whether there are restrictions on night work; (ii) whether there are restrictions on weekly holiday work; (iii) whether the

TABLE 21.14 What do the employing workers indicators measure?

Rigidity of employment
Difficulty of hiring
Fixed-term contracts prohibited for permanent tasks?
Maximum duration of fixed-term contracts
Ratio of minimum wage for trainee or first-time employee to value added per worker
Rigidity of hours
Restrictions on night work and weekend work?
Allowed maximum length of the workweek in days and hours, including overtime
Fifty-hour workweeks permitted for 2 months due to an increase in production?
Paid annual vacation days
Difficulty of redundancy
Redundancy allowed as grounds for termination?
Notification required for termination of a redundant worker or group of workers?
Approval required for termination of a redundant worker or group of workers?
Employer obligated to reassign or retrain and to follow priority rules for redundancy and reemployment?
Redundancy cost (weeks of salary)
Notice requirements, severance payments and penalties due when terminating a redundant worker, expressed in weeks of salary

workweek can consist of 5.5 days or is more than 6 days; (iv) whether the workweek can extend to 50 hours or more (including overtime) for 2 months a year to respond to a seasonal increase in production; and (v) whether the average paid annual leave for a worker with 1 year of tenure, a worker with 5 years and a worker with 10 years is more than 26 working days or fewer than 15 working days.

Difficulty of redundancy looks at 8 questions: (i) whether redundancy is disallowed as a basis for terminating workers; (ii) whether the employer needs to notify a third party (such as a government agency) to terminate 1 redundant worker; (iii) whether the employer needs to notify a third party to terminate a group of

9 redundant workers; (iv) whether the employer needs approval from a third party to terminate 1 redundant worker; (v) whether the employer needs approval from a third party to terminate a group of 9 redundant workers; (vi) whether the law requires the employer to reassign or retrain a worker before making the worker redundant; (vii) whether priority rules apply for redundancies; and (viii) whether priority rules apply for reemployment.

Redundancy cost

Redundancy cost measures the cost of advance notice requirements, severance payments and penalties due when terminating a redundant worker, expressed in weeks of salary. The average value of notice requirements and severance payments applicable to a worker with 1 year of tenure, a worker with 5 years and a worker with 10 years is considered. One month is recorded as 4 and 1/3 weeks.

The data details on employing workers can be found for each economy at <http://www.doingbusiness.org>. The Doing Business website provides historical data sets to allow comparison of data across years. The employing workers methodology was developed by Botero and others (2004). Doing Business 2014 does not present rankings of economies on the employing workers indicators.

NOTES


1. The data for paying taxes refer to January–December 2012.
2. For getting electricity the rule that each procedure must take a minimum of 1 day still applies because in practice there are no cases in which procedures can be fully completed online in less than a day. For example, even though in some cases it is possible to apply for an electricity connection online, additional requirements mean that the process cannot be completed in less than 1 day.
3. This correction rate reflects changes that exceed 5% up or down.
4. This question is usually regulated by stock exchange or securities laws. Points are awarded

5. When evaluating the regime of liability for company directors for a prejudicial related-party transaction, *Doing Business* assumes that the transaction was duly disclosed and approved. *Doing Business* does not measure director liability in the event of fraud.
6. PwC refers to the network of member firms of PricewaterhouseCoopers International Limited (PwCIL), or, as the context requires, individual member firms of the PwC network. Each member firm is a separate legal entity and does not act as agent of PwCIL or any other member firm. PwCIL does not provide any services to clients. PwCIL is not responsible or liable for the acts or omissions of any of its member firms nor can it control the exercise of their professional judgment or bind them in any way. No member firm is responsible or liable for the acts or omissions of any other member firm nor can it control the exercise of another member firm's professional judgment or bind another member firm or PwCIL in any way.
7. While different types of containers are used around the world, the 2 most important are 20-foot and 40-foot containers. Use of 40-foot containers is growing, but this year's research confirms that 20-foot containers are still common in the majority of economies. According to respondents questioned in each of the 189 economies covered by *Doing Business*, 20-foot and 40-foot containers are equally common in 49% of the economies, 20-foot containers are more common in 29%, and 40-foot containers are mostly relied on in only 10%. For the remaining 12% of economies no data on the use of the 2 types of containers were available. The trading across borders indicators will continue to be based on 20-foot containers because this size remains the most relevant for international trade across the globe.
8. For the terms of reference and composition of the consultative group, see World Bank, "Doing Business Employing Workers Indicator Consultative Group," <http://www.doingbusiness.org>.
9. The average value added per worker is the ratio of an economy's GNI per capita to the working-age population as a percentage of the total population.

TABLE 21A.1 Largest business city in each economy covered by the *Doing Business* report

Economy	City	Economy	City	Economy	City
Afghanistan	Kabul	Greece	Athens	Pakistan	Karachi
Albania	Tirana	Grenada	St. George's	Palau	Koror
Algeria	Algiers	Guatemala	Guatemala City	Panama	Panama City
Angola	Luanda	Guinea	Conakry	Papua New Guinea	Port Moresby
Antigua and Barbuda	St. John's	Guinea-Bissau	Bissau	Paraguay	Asunción
Argentina	Buenos Aires	Guyana	Georgetown	Peru	Lima
Armenia	Yerevan	Haiti	Port-au-Prince	Philippines	Quezon City
Australia	Sydney	Honduras	Tegucigalpa	Poland	Warsaw
Austria	Vienna	Hong Kong SAR, China	Hong Kong SAR, China	Portugal	Lisbon
Azerbaijan	Baku	Hungary	Budapest	Puerto Rico (U.S.)	San Juan
Bahamas, The	Nassau	Iceland	Reykjavik	Qatar	Doha
Bahrain	Manama	India	Mumbai	Romania	Bucharest
Bangladesh	Dhaka	Indonesia	Jakarta	Russian Federation	Moscow
Barbados	Bridgetown	Iran, Islamic Rep.	Tehran	Rwanda	Kigali
Belarus	Minsk	Iraq	Baghdad	Samoa	Apia
Belgium	Brussels	Ireland	Dublin	San Marino	San Marino
Belize	Belize City	Israel	Tel Aviv	São Tomé and Príncipe	São Tomé
Benin	Cotonou	Italy	Rome	Saudi Arabia	Riyadh
Bhutan	Thimphu	Jamaica	Kingston	Senegal	Dakar
Bolivia	La Paz	Japan	Tokyo	Serbia	Belgrade
Bosnia and Herzegovina	Sarajevo	Jordan	Amman	Seychelles	Victoria
Botswana	Gaborone	Kazakhstan	Almaty	Sierra Leone	Freetown
Brazil	São Paulo	Kenya	Nairobi	Singapore	Singapore
Brunei Darussalam	Bandar Seri Begawan	Kiribati	Tarawa	Slovak Republic	Bratislava
Bulgaria	Sofia	Korea, Rep.	Seoul	Slovenia	Ljubljana
Burkina Faso	Ouagadougou	Kosovo	Pristina	Solomon Islands	Honiara
Burundi	Bujumbura	Kuwait	Kuwait City	South Africa	Johannesburg
Cambodia	Phnom Penh	Kyrgyz Republic	Bishkek	South Sudan	Juba
Cameroon	Douala	Lao PDR	Vientiane	Spain	Madrid
Canada	Toronto	Latvia	Riga	Sri Lanka	Colombo
Cape Verde	Praia	Lebanon	Beirut	St. Kitts and Nevis	Basseterre
Central African Republic	Bangui	Lesotho	Maseru	St. Lucia	Castries
Chad	N'Djamena	Liberia	Monrovia	St. Vincent and the Grenadines	Kingstown
Chile	Santiago	Libya	Tripoli	Sudan	Khartoum
China	Shanghai	Lithuania	Vilnius	Suriname	Paramaribo
Colombia	Bogotá	Luxembourg	Luxembourg	Swaziland	Mbabane
Comoros	Moroni	Macedonia, FYR	Skopje	Sweden	Stockholm
Congo, Dem. Rep.	Kinshasa	Madagascar	Antananarivo	Switzerland	Zurich
Congo, Rep.	Brazzaville	Malawi	Blantyre	Syrian Arab Republic	Damascus
Costa Rica	San José	Malaysia	Kuala Lumpur	Taiwan, China	Taipei
Côte d'Ivoire	Abidjan	Maldives	Malé	Tajikistan	Dushanbe
Croatia	Zagreb	Mali	Bamako	Tanzania	Dar es Salaam
Cyprus	Nicosia	Malta	Valletta	Thailand	Bangkok
Czech Republic	Prague	Marshall Islands	Majuro	Timor-Leste	Dili
Denmark	Copenhagen	Mauritania	Nouakchott	Togo	Lomé
Djibouti	Djibouti Ville	Mauritius	Port Louis	Tonga	Nuku'alofa
Dominica	Roseau	Mexico	Mexico City	Trinidad and Tobago	Port of Spain
Dominican Republic	Santo Domingo	Micronesia, Fed. Sts.	Island of Pohnpei	Tunisia	Tunis
Ecuador	Quito	Moldova	Chişinău	Turkey	Istanbul
Egypt, Arab Rep.	Cairo	Mongolia	Ulaanbaatar	Uganda	Kampala
El Salvador	San Salvador	Montenegro	Podgorica	Ukraine	Kiev
Equatorial Guinea	Malabo	Morocco	Casablanca	United Arab Emirates	Dubai
Eritrea	Asmara	Mozambique	Maputo	United Kingdom	London
Estonia	Tallinn	Myanmar	Yangon	United States	New York City
Ethiopia	Addis Ababa	Namibia	Windhoek	Uruguay	Montevideo
Fiji	Suva	Nepal	Kathmandu	Uzbekistan	Tashkent
Finland	Helsinki	Netherlands	Amsterdam	Vanuatu	Port-Vila
France	Paris	New Zealand	Auckland	Venezuela, RB	Caracas
Gabon	Libreville	Nicaragua	Managua	Vietnam	Ho Chi Minh City
Gambia, The	Banjul	Niger	Niamey	West Bank and Gaza	Ramallah
Georgia	Tbilisi	Nigeria	Lagos	Yemen, Rep.	Sana'a
Germany	Berlin	Norway	Oslo	Zambia	Lusaka
Ghana	Accra	Oman	Muscat	Zimbabwe	Harare

Ease of doing business and distance to frontier



This year's report presents results for 2 aggregate measures: the aggregate ranking on the ease of doing business and the distance to frontier measure. The ease of doing business ranking compares economies with one another, while the distance to frontier measure benchmarks economies to the frontier in regulatory practice, measuring the absolute distance to the best performance on each indicator. Both measures can be used for comparisons over time. When compared across years, the distance to frontier measure shows how much the regulatory environment for local entrepreneurs in each economy has changed over time in absolute terms, while the ease of doing business ranking can show only relative change.

EASE OF DOING BUSINESS

The ease of doing business index ranks economies from 1 to 189. For each economy the ranking is calculated as the simple average of the percentile rankings on each of the 10 topics included in the index in *Doing Business 2014*: starting a business, dealing with construction permits, getting electricity, registering property, getting credit, protecting investors, paying taxes, trading across borders, enforcing contracts and resolving insolvency. The employing workers indicators are not included in this year's aggregate ease of doing business ranking.

Construction of the ease of doing business index

Here is one example of how the ease of doing business index is constructed. In Denmark it takes 4 procedures, 5.5 days and 0.2% of annual income per capita in fees to open a business. The minimum

capital requirement is 24% of annual income per capita. On these 4 indicators Denmark ranks in the 12th, 11th, 1st and 79th percentiles. So on average Denmark ranks in the 25th percentile on the ease of starting a business. It ranks in the 21st percentile on getting credit, 19th percentile on paying taxes, 27th percentile on enforcing contracts, 5th percentile on resolving insolvency and so on. Higher rankings indicate simpler regulation and stronger protection of property rights. The simple average of Denmark's percentile rankings on all topics is 17th. When all economies are ordered by their average percentile rankings, Denmark stands at 5 in the aggregate ranking on the ease of doing business.

More complex aggregation methods—such as principal components and unobserved components—yield a ranking nearly identical to the simple average used by *Doing Business*.¹ Thus *Doing Business* uses the simplest method: weighting all topics equally and, within each topic, giving equal weight to each of the topic components.

If an economy has no laws or regulations covering a specific area—for example, insolvency—it receives a “no practice” mark. Similarly, an economy receives a “no practice” or “not possible” mark if regulation exists but is never used in practice or if a competing regulation prohibits such practice. Either way, a “no practice” mark puts the economy at the bottom of the ranking on the relevant indicator.

The ease of doing business index is limited in scope. It does not account for an economy's proximity to large markets, the quality of its infrastructure services (other than services related to trading across borders

and getting electricity), the strength of its financial system, the security of property from theft and looting, macroeconomic conditions or the strength of underlying institutions.

Variability of economies' rankings across topics

Each indicator set measures a different aspect of the business regulatory environment. The rankings of an economy can vary, sometimes significantly, across indicator sets. The average correlation coefficient between the 10 indicator sets included in the aggregate ranking is 0.38, and the coefficients between 2 sets of indicators range from 0.18 (between getting credit and getting electricity) to 0.58 (between trading across borders and resolving insolvency and between trading across borders and getting electricity). These correlations suggest that economies rarely score universally well or universally badly on the indicators (table 22.1).

Consider the example of Canada. It stands at 19 in the aggregate ranking on the ease of doing business. Its ranking is 2 on starting a business, 4 on protecting investors, and 8 on paying taxes. But its ranking is only 58 on enforcing contracts, 116 on dealing with construction permits and 145 on getting electricity.

Figure 1.3 in the overview illustrates the degree of variability in each economy's performance across the different areas of business regulation covered by *Doing Business*. The figure draws attention to economies with a particularly uneven performance by showing the distance between the average of the highest 3 topic rankings and the average of the lowest 3 for each of 189 economies across the 10 topics included in this year's aggregate ranking. While a relatively small distance between these 2 averages suggests a broadly consistent approach across the areas of business regulation measured by *Doing Business*, a relatively large distance suggests a more uneven approach, with greater room for improvement in some areas than in others.

Variation in performance across the indicator sets is not at all unusual. It reflects differences in the degree of priority that government authorities give to particular areas of business regulation reform and the ability of different government agencies to deliver tangible results in their area of responsibility.

DISTANCE TO FRONTIER MEASURE

A drawback of the ease of doing business ranking is that it can measure the

regulatory performance of economies only relative to the performance of others. It does not provide information on how the absolute quality of the regulatory environment is improving over time. Nor does it provide information on how large the gaps are between economies at a single point in time.

The distance to frontier measure is designed to address both shortcomings, complementing the ease of doing business ranking. This measure illustrates the distance of an economy to the "frontier," and the change in the measure over time shows the extent to which the economy has closed this gap. The frontier is a score derived from the most efficient practice or highest score achieved on each of the component indicators in 10 *Doing Business* indicator sets (excluding the employing workers indicators) by any economy. In starting a business, for example, Canada and New Zealand have achieved the highest performance on the number of procedures required (1) and on the time (0.5 days), Denmark and Slovenia on the cost (0% of income per capita) and Chile, Zambia and 99 other economies on the paid-in minimum capital requirement (0% of income per capita) (table 22.2).

Calculating the distance to frontier for each economy involves 2 main steps.

TABLE 22.1 Correlations between economy rankings on *Doing Business* topics

	Dealing with construction permits	Registering property	Getting credit	Protecting investors	Paying taxes	Trading across borders	Enforcing contracts	Resolving insolvency	Getting electricity
Starting a business	0.33	0.35	0.47	0.57	0.41	0.40	0.42	0.46	0.25
Dealing with construction permits		0.24	0.26	0.24	0.39	0.45	0.22	0.33	0.45
Registering property			0.41	0.34	0.38	0.28	0.50	0.39	0.25
Getting credit				0.49	0.27	0.39	0.39	0.52	0.18
Protecting investors					0.39	0.38	0.30	0.45	0.23
Paying taxes						0.51	0.35	0.44	0.47
Trading across borders							0.39	0.58	0.58
Enforcing contracts								0.49	0.28
Resolving insolvency									0.37

Source: *Doing Business* database.

First, individual indicator scores are normalized to a common unit: except for the total tax rate, each of the 31 component indicators y is rescaled to $(\max - y)/(\max - \min)$, with the minimum value (min) representing the frontier—the highest performance on that indicator across all economies since 2003 or the first year the indicator was collected.² For the total tax rate, consistent with the calculation of the rankings, the frontier is defined as the total tax rate at the 15th percentile of the overall distribution of total tax rates for all years. Second, for each economy the scores obtained for individual indicators are aggregated through simple averaging into one distance to frontier score, first for each topic and then across all topics. An economy's distance to frontier is indicated on a scale from 0 to 100, where 0 represents the lowest performance and 100 the frontier.

The maximum (max) and minimum (min) observed values are computed for all economies included in the *Doing Business* sample since 2003 and for all years (from 2003 to 2013). To mitigate the effects of extreme outliers in the distributions of the rescaled data (very few economies need 694 days to complete the procedures to start a business, but many need 9 days), the maximum (max) is defined as the 95th percentile of the pooled data for all economies and all years for each indicator. The exceptions are the getting credit, protecting investors and resolving insolvency indicators, whose construction precludes outliers. In addition, the cost to export and cost to import for each year are divided by the GDP deflator, so as to take the general price level into account when benchmarking these absolute-cost indicators across economies with different inflation trends. The base year for the deflator is 2013 for all economies.

The difference between an economy's distance to frontier score in any previous year and its score in 2013 illustrates the extent to which the economy has closed the gap to the frontier over time. And in any given year the score measures how far an economy is from the highest performance at that time.

Take Colombia, which has a score of 70.5 on the distance to frontier measure

TABLE 22.2 Who sets the frontier in regulatory practice?

Topic and indicator	Who sets the frontier	Best performance (frontier)	Worst performance (95th percentile) ^a
Starting a business			
Procedures (number)	Canada; New Zealand	1	15
Time (days)	New Zealand	0.5	115
Cost (% of income per capita)	Slovenia; Denmark	0	208
Minimum capital (% of income per capita)	Chile; Zambia ^b	0	507
Dealing with construction permits			
Procedures (number)	Hong Kong SAR, China	6	28
Time (days)	Singapore	26	395
Cost (% of income per capita)	Azerbaijan	0.2	2,560
Getting electricity			
Procedures (number)	Sweden; Switzerland ^c	3	8
Time (days)	Germany	17	257
Cost (% of income per capita)	Japan	0	9,057
Registering property			
Procedures (number)	Georgia; Norway; Portugal; Sweden	1	10
Time (days)	New Zealand; Portugal	1	245
Cost (% of property value)	Saudi Arabia	0	17
Getting credit			
Strength of legal rights index (0–10)	Australia; New Zealand ^d	10	0
Depth of credit information index (0–6)	Peru; Poland ^e	6	0
Protecting investors			
Extent of disclosure index (0–10)	China; Indonesia ^f	10	0
Extent of director liability index (0–10)	Cambodia	10	0
Ease of shareholder suits index (0–10)	Hong Kong SAR, China; Kenya; New Zealand	10	0
Paying taxes			
Payments (number per year)	Hong Kong SAR, China; Saudi Arabia	3	64
Time (hours per year)	Maldives	0	696
Total tax rate (% of commercial profit)	Canada	26.2 ^g	85
Trading across borders			
Documents to export (number)	France; Ireland	2	10
Time to export (days)	Estonia; United States ^h	6	57

(continued on next page)

for 2014. This score indicates that the economy is 29.5 percentage points away from the frontier constructed from the best performances across all economies and all years. Colombia was further from the frontier in 2009, with a score of 66.2. The difference between the scores shows an improvement over time.

The distance to frontier measure can also be used for comparisons across economies in the same year, complementing the ease of doing business ranking. For example, Colombia stands at 43 this year in the ease of doing business ranking, while Peru, which is 29.3 percentage points from the frontier, stands at 42.

Economies that improved the most across 3 or more *Doing Business* topics in 2012/13

Doing Business 2014 uses a simple method to calculate which economies improved the most in the ease of doing business. First, it selects the economies that in 2012/13 implemented regulatory reforms making it easier to do business in 3 or more of the 10 topics included in this year's ease of doing business ranking.³ Twenty-nine economies meet this criterion: Azerbaijan, Belarus, Burundi, Côte d'Ivoire, Croatia, Djibouti, Gabon, Guatemala, Guinea, Italy, Kosovo, Latvia, the former Yugoslav Republic of Macedonia, Malaysia, Mauritius, Mexico, Moldova, Mongolia, Morocco, Panama, the Philippines, the Republic of Congo, Romania, the Russian Federation, Rwanda, Sri Lanka, Ukraine, Uzbekistan and the United Arab Emirates. Second, *Doing Business* sorts these economies on the increase in their distance to frontier measure from the previous year using comparable data.

Selecting the economies that implemented regulatory reforms in at least 3 topics and improved the most in the distance to frontier measure is intended to highlight economies with ongoing, broad-based reform programs. The criterion for

TABLE 22.2 Who sets the frontier in regulatory practice? (CONTINUED)

Topic and indicator	Who sets the frontier	Best performance (frontier)	Worst performance (95th percentile) ^a
Cost to export (US\$ per container)	China	390	3,210
Documents to import (number)	France; Ireland	2	12
Time to import (days)	Singapore	4	67
Cost to import (US\$ per container)	Singapore	367	3,830
Enforcing contracts			
Procedures (number)	Ireland; Singapore	21	49
Time (days)	Singapore	120	1,340
Cost (% of claim)	Bhutan	0.1	92
Resolving insolvency			
Recovery rate (cents on the dollar)	Norway	94.4	0

- Worst performance is defined as the 95th percentile for each indicator. For getting credit, protecting investors and resolving insolvency, worst performance refers to the worst value recorded.
- Ninety-nine other economies also have a minimum capital requirement of 0.
- In 8 other economies it also takes only 3 procedures to get an electricity connection.
- Eight other economies also score 10 points on the strength of legal rights index.
- Twenty-nine other economies also score 6 points on the depth of credit information index.
- Eight other economies also score 10 points on the extent of disclosure index.
- The total tax rate shown is the threshold set for the indicator from the overall distribution of total tax rates for all years.
- In 3 other economies it also takes only 6 days to export.

Source: *Doing Business* database.


identifying the top improvers was changed from last year. The improvement in ease of doing business ranking is no longer used. The improvement in the distance to frontier measure is used instead because under this measure economies are sorted according to their absolute improvement instead of relative improvement.

NOTES

- See Djankov, Manraj and others (2005). Principal components and unobserved components methods yield a ranking nearly identical to that from the simple average
- Even though scores for the distance to frontier are calculated from 2005, data from as early as 2003 are used to define the frontier
- Doing Business* reforms making it more difficult to do business are subtracted from the total number of those making it easier to do business.

method because both these methods assign roughly equal weights to the topics, since the pairwise correlations among indicators do not differ much. An alternative to the simple average method is to give different weights to the topics, depending on which are considered of more or less importance in the context of a specific economy.

Summaries of *Doing Business* reforms in 2012/13



Doing Business reforms affecting all sets of indicators included in this year's report, implemented from June 2012 to June 2013.

- ✓ *Doing Business* reform making it easier to do business
- ✗ *Doing Business* reform making it more difficult to do business

Afghanistan

✓ Starting a business

Afghanistan made starting a business easier by reducing the time and cost to obtain a business license and by eliminating the inspection of the premises of newly registered companies.

✓ Getting credit

Afghanistan strengthened its secured transactions system by implementing a unified collateral registry.

Albania

✓ Paying taxes

Albania made paying taxes easier by allowing corporate income tax to be paid quarterly.

Angola

✗ Trading across borders

Angola increased documentation requirements for cross-border trade by introducing a mandatory registration for all traders and a new license for export and import transactions.

Argentina

✗ Starting a business

Argentina made starting a business more difficult by increasing the incorporation costs.

✓ Trading across borders

Argentina reduced the number of documents necessary for importing by eliminating nonautomatic license requirements.

Armenia

✓ Starting a business

Armenia made starting a business easier by eliminating the company registration fees.

✓ Paying taxes

Armenia made paying taxes easier by merging the employee and employer social contributions and individual income tax into one unified income tax.

Australia

✓ Getting credit

Australia improved its credit information system through the Privacy Amendment (Enhancing Privacy Protection) Act 2012, which permits credit bureaus to collect account payment history with improved privacy protection.

Azerbaijan

✓ Starting a business

Azerbaijan made starting a business easier by introducing free online

registration services and eliminating preregistration formalities.

- ✓ **Dealing with construction permits**
Azerbaijan adopted a new construction code that streamlined procedures relating to the issuance of building permits and established official time limits for some procedures.
- ✓ **Trading across borders**
Azerbaijan made trading across borders easier by streamlining internal customs procedures.

Bahamas, The

- ✓ **Registering property**
The Bahamas made transferring property easier by reducing the stamp duty.
- ✓ **Resolving insolvency**
The Bahamas enhanced its insolvency process by implementing rules for the remuneration of liquidators, allowing voluntary liquidations and outlining clawback provisions for suspect transactions.

Bahrain

- ✗ **Starting a business**
Bahrain made starting a business more expensive by increasing the cost of the business registration certificate.
- ✓ **Getting credit**
Bahrain improved access to credit information by starting to collect payment information from retailers.

Employing workers

Bahrain reduced the maximum cumulative duration of fixed-term contracts, made third-party notification mandatory for redundancy dismissals and increased paid annual leave.

Bangladesh

- ✓ **Starting a business**
Bangladesh made starting a business easier by automating the registration process and reducing the time required to obtain a trading license and to complete the tax and value added tax registration.

Belarus

- ✓ **Starting a business**
Belarus made starting a business easier by reducing the registration fees and eliminating the requirement for an initial capital deposit at a bank before registration.
- ✓ **Getting electricity**
Belarus made getting electricity easier by speeding up the process of issuing technical specifications and excavation permits and by reducing the time needed to connect to the electricity network.
- ✓ **Registering property**
Belarus made transferring property easier by introducing a fast-track procedure for property registration.

- ✓ **Resolving insolvency**
Belarus improved its insolvency process through a new insolvency law that, among other things, changes the appointment process for insolvency administrators and encourages the sale of assets in insolvency. The law also regulates the liability of shareholders and directors of the insolvent company.

Benin

- ✓ **Starting a business**
Benin made starting a business easier by creating a one-stop shop.
- ✓ **Trading across borders**
Benin made trading across borders easier by improving port management systems, enhancing the infrastructure around the port and putting in place new rules for the transit of trucks.

Bhutan

- ✓ **Starting a business**
Bhutan made starting a business easier by reducing the time required to obtain the security clearance certificate.
- ✓ **Getting credit**
Bhutan improved access to credit information through new regulations governing the licensing and functioning of the credit bureau and guaranteeing borrowers' right to access their data.

Bosnia and Herzegovina

- ✗ **Paying taxes**
Bosnia and Herzegovina introduced a penalty for failure to employ the required minimum number of people in special categories—though it also temporarily abolished the forestry tax.

Botswana

- ✓ **Dealing with construction permits**
Botswana made dealing with construction permits easier by eliminating the requirement for an environmental impact assessment for low-risk projects.

Brunei Darussalam

- ✓ **Getting credit**
Brunei Darussalam improved access to credit information by establishing a public credit registry.

Burkina Faso

- ✓ **Paying taxes**
Burkina Faso made paying taxes easier for companies by abolishing the separate capital gains tax on real estate properties.

Burundi

- ✓ **Starting a business**
Burundi made starting a business easier by allowing registration with the Ministry of Labor at the one-stop shop and by speeding up the process of obtaining the registration certificate.
- ✓ **Dealing with construction permits**
Burundi made dealing with construction permits easier by establishing a one-stop shop for obtaining building permits and utility connections.
- ✓ **Getting electricity**
Burundi made getting electricity easier by eliminating the electricity utility's monopoly on the sale of materials needed for new connections and by dropping the processing fee for new connections.
- ✓ **Registering property**
Burundi made transferring property easier by creating a one-stop shop for property registration.

- ✓ **Paying taxes**
Burundi made paying taxes less costly for companies by reducing the corporate income tax rate.
- ✓ **Trading across borders**
Burundi made trading across borders easier by eliminating the requirement for a preshipment inspection clean report of findings.

Cambodia

- × **Starting a business**
Cambodia made starting a business more difficult by introducing a requirement for a company name check at the Department of Intellectual Property and by increasing the costs both for getting registration documents approved and stamped by the Phnom Penh Tax Department and for completing incorporation with the commercial registrar.

Cameroon

- × **Dealing with construction permits**
Cameroon made dealing with construction permits more complex by introducing notification and inspection requirements. At the same time, Cameroon made it easier by decentralizing the process for obtaining a building permit and by introducing strict time limits for processing the application and issuing the certificate of conformity.

Cape Verde

- ✓ **Starting a business**
Cape Verde made starting a business easier by abolishing the minimum capital requirement.
- ✓ **Registering property**
Cape Verde made property transfers faster by digitizing its land registry.

Central African Republic

- ✓ **Trading across borders**
The Central African Republic made trading across borders easier by rehabilitating the key transit road at the border with Cameroon.

Chad

- ✓ **Registering property**
Chad made transferring property easier by lowering the property transfer tax.
- × **Trading across borders**
Chad made trading across borders more difficult by introducing a new export and import document.

Chile

- ✓ **Starting a business**
Chile made starting a business easier by creating a new online system for business registration.

China

- ✓ **Getting credit**
China improved its credit information system by introducing credit information industry regulations, which guarantee borrowers' right to inspect their data.
- ✓ **Enforcing contracts**
China made enforcing contracts easier by amending its civil procedure code to streamline and speed up all court proceedings.

Colombia

- ✓ **Getting electricity**
Colombia made getting electricity easier by opening a one-stop shop for electricity connections and improving the efficiency of the utility's internal processes.
- ✓ **Enforcing contracts**
Colombia made enforcing contracts easier by simplifying and speeding up the proceedings for commercial disputes.

Comoros

- ✓ **Starting a business**
Comoros made starting a business easier by eliminating the requirement to deposit the minimum capital in a bank before incorporation.

Congo, Dem. Rep.

- × **Starting a business**
The Democratic Republic of Congo made starting a business more complicated by increasing the minimum capital requirement. At the same time, it made the process easier by reducing the time and cost and by eliminating the requirement to obtain a certificate confirming the location of the new company's headquarters.
- ✓ **Getting credit**
The Democratic Republic of Congo strengthened its secured transactions system by adopting the OHADA (Organization for the Harmonization of Business Law in Africa) Uniform Act on Secured Transactions. The new law broadens the range of assets that can be used as collateral (including future assets) and the range of obligations that can be secured, extends security interests to the proceeds of the original asset and introduces the possibility of out-of-court enforcement.
- ✓ **Protecting investors**
The Democratic Republic of Congo strengthened investor protections by adopting the OHADA Uniform Act on Commercial Companies and Economic Interest Groups, which introduces additional approval and disclosure requirements for related-party transactions and makes it possible to sue directors when such transactions harm the company.
- × **Paying taxes**
The Democratic Republic of Congo made paying taxes more costly for companies by increasing the employers' social security contribution rate—though it also reduced the corporate income tax rate.
- ✓ **Resolving insolvency**
The Democratic Republic of Congo made resolving insolvency easier by adopting the OHADA Uniform Act Organizing Collective Proceedings for Wiping Off Debts. The law allows an insolvent debtor to file for preventive settlement, legal redress or liquidation and sets out clear rules on the steps and procedures for each of the options available.

Congo, Rep.

- ✓ **Starting a business**
The Republic of Congo made starting a business easier by reducing the registration costs and eliminating the merchant card.
- ✓ **Paying taxes**
The Republic of Congo made paying taxes easier and less costly for companies by merging several employment taxes into a single tax, reducing the corporate income tax rate and lowering the tax rate on rental value.
- ✓ **Trading across borders**
The Republic of Congo made trading across borders easier by implementing prearrival processing of ship manifests and making improvements in customs administration.

Costa Rica

- ✓ **Starting a business**
Costa Rica made starting a business easier by creating an online platform for business registration, reducing the time to register with social security and simplifying the legalization of company books.
- ✓ **Dealing with construction permits**
Costa Rica made dealing with construction permits easier by eliminating procedures, improving efficiency and launching an online platform that streamlined the building permit process by integrating different agencies' approval processes.

Côte d'Ivoire

- ✓ **Starting a business**
Côte d'Ivoire made starting a business easier by creating a one-stop shop, reducing the notary fees and replacing the requirement for a copy of the founders' criminal records with one for a sworn declaration at the time of company registration.
- ✓ **Dealing with construction permits**
Côte d'Ivoire reduced the time required for obtaining a building permit by streamlining procedures at the one-stop shop (Service du Guichet Unique du Foncier et de l'Habitat).

- ✓ **Registering property**
Côte d'Ivoire made transferring property easier by streamlining procedures and reducing the property transfer tax.
- ✗ **Paying taxes**
Côte d'Ivoire made paying taxes more costly for companies by increasing the employers' contribution rate for social security related to retirement and by increasing the rate for the special tax on equipment.
- ✓ **Enforcing contracts**
Côte d'Ivoire made enforcing contracts easier by creating a specialized commercial court.

Croatia

- ✓ **Starting a business**
Croatia made starting a business easier by introducing a new form of limited liability company with a lower minimum capital requirement and simplified incorporation procedures.
- ✓ **Paying taxes**
Croatia made paying taxes easier for companies by introducing an electronic system for social security contributions and by reducing the rates for the forest and Chamber of Commerce contributions.
- ✓ **Trading across borders**
Croatia made trading across borders easier by improving the physical and information system infrastructure at the port of Rijeka and by streamlining export customs procedures in preparation for accession to the Common Transit Convention of the European Union.
- ✓ **Enforcing contracts**
Croatia made enforcing contracts easier by streamlining litigation proceedings and transferring certain enforcement procedures from the courts to state agencies.
- ✓ **Resolving insolvency**
Croatia made resolving insolvency easier by introducing an expedited out-of-court restructuring procedure.

Czech Republic

- ✗ **Registering property**
The Czech Republic made transferring property more costly by increasing the property transfer tax rate.
- ✓ **Enforcing contracts**
The Czech Republic made enforcing contracts easier by simplifying and speeding up the proceedings for the execution and enforcement of judgments.
- Employing workers**
The Czech Republic abolished the minimum wage for young workers.

Denmark

- ✗ **Dealing with construction permits**
Denmark made dealing with construction permits more costly by increasing the fee for building permits.

Djibouti

- ✓ **Starting a business**
Djibouti made starting a business easier by simplifying registration formalities and eliminating the minimum capital requirement for limited liability companies.
- ✓ **Getting credit**
Djibouti strengthened its secured transactions system by adopting a new commercial code, which broadens the range of movable assets that can be used as collateral.
- ✓ **Resolving insolvency**
Djibouti made resolving insolvency easier through its new commercial code, which allows an insolvent debtor to file for preventive settlement, legal redress or liquidation and sets out clear rules on the steps and procedures for each of the alternatives available.

Ecuador

- ✓ **Getting electricity**
Ecuador made getting electricity easier by dividing the city of Quito into zones for the purpose of handling applications for new connections—a change that improved the utility's customer

service—and by reducing the fees to obtain a connection.

Egypt, Arab Rep.

- ✗ **Paying taxes**
Egypt made paying taxes more costly for companies by increasing the corporate income tax rate.

El Salvador

- ✗ **Paying taxes**
El Salvador made paying taxes more costly for companies by increasing the corporate income tax rate.
- ✓ **Trading across borders**
El Salvador made trading across borders easier by developing a one-stop shop for exporting and by implementing electronic data interchange systems.

Estonia

- ✓ **Enforcing contracts**
Estonia made enforcing contracts easier by lowering court fees.

Fiji

- ✗ **Paying taxes**
Fiji made paying taxes more complicated for companies by transferring the fringe benefit tax liability from employees to employers and by limiting the deductibility of mandatory contributions.

France

- ✓ **Registering property**
France made transferring property easier by speeding up the registration of the deed of sale at the land registry.

Gabon

- ✓ **Starting a business**
Gabon made starting a business easier by replacing the requirement for a copy of the founders' criminal records with one for a sworn declaration.
- ✓ **Dealing with construction permits**
Gabon made dealing with construction permits easier by reducing the time required to obtain a building permit and

by eliminating the requirement for an on-site inspection before construction starts.

- ✓ **Paying taxes**
Gabon made paying taxes less costly for companies by reducing the corporate income tax rate.

Gambia, The

- ✓ **Paying taxes**
The Gambia made paying taxes easier for companies by replacing the sales tax with a value added tax.

Georgia

- ✓ **Getting credit**
Georgia improved its credit information system by implementing a new law on personal data protection.

Ghana

- ✗ **Starting a business**
Ghana made starting a business more difficult by requiring entrepreneurs to obtain a tax identification number prior to company incorporation.

Greece

- ✓ **Starting a business**
Greece made starting a business easier by introducing a simpler form of limited liability company and abolishing the minimum capital requirement for such companies.
- ✓ **Protecting investors**
Greece strengthened investor protections by introducing a requirement for director approval of related-party transactions.
- ✗ **Paying taxes**
Greece made paying taxes more costly for companies by increasing the corporate income tax rate—though it also reduced the employers' contribution rate to the social security fund.

- ✓ **Trading across borders**
Greece made trading across borders easier by implementing a system allowing electronic submission of customs declarations for exports.

Guatemala

- ✓ **Starting a business**
Guatemala made starting a business easier by creating an online platform that allows simultaneous registration of a new company with different government agencies.
- ✓ **Dealing with construction permits**
Guatemala made dealing with construction permits easier by streamlining procedures through the creation of a one-stop shop, backed by agreements between institutions and agencies involved in the permitting process.

- ✓ **Paying taxes**
Guatemala made paying taxes easier for companies by introducing a new electronic filing and payment system.

Guinea

- ✓ **Starting a business**
Guinea made starting a business easier by enabling the one-stop shop to publish incorporation notices and by reducing the notary fees.
- ✓ **Registering property**
Guinea made transferring property easier by reducing the property transfer tax.

- ✓ **Trading across borders**
Guinea made trading across borders easier by improving port management systems.

Guinea-Bissau

- ✓ **Registering property**
Guinea-Bissau made transferring property easier by increasing the number of notaries dealing with property transactions.

Guyana

- ✓ **Paying taxes**
Guyana made paying taxes easier for companies by reducing the corporate income tax rate.

Hong Kong SAR, China

- ✓ **Starting a business**
Hong Kong SAR, China, made starting a business less costly by abolishing

the capital duty levied on local companies.

✗ **Registering property**

Hong Kong SAR, China, made transferring property more costly by increasing the stamp duty.

Hungary

Employing workers

Hungary reduced the premium for night work and weekly holiday work and increased the minimum wage.

Iceland

✓ **Paying taxes**

Iceland made paying taxes easier for companies by reducing employers' social security contribution rate and abolishing the weight distance tax—though it also introduced a new rehabilitation fund contribution.

Indonesia

✓ **Getting credit**

Indonesia improved its credit information system through a new regulation setting up a legal framework for establishing credit bureaus.

Ireland

Employing workers

Ireland ended a 60% rebate for employers on severance payments and eliminated the requirement for third-party notification when terminating a redundant worker.

Israel

✓ **Starting a business**

Israel made starting a business easier by reducing the time required for registration at the Income Tax Department and the National Insurance Institute.

✓ **Resolving insolvency**

Israel made resolving insolvency easier through amendments to its companies law allowing the assumption or rejection of executory contracts, granting maximum priority to post-commencement credit, extending

the maximum period of moratorium during restructuring proceedings and allowing the sale of secured assets when necessary to ensure a successful restructuring.

Italy

✓ **Registering property**

Italy made transferring property easier by eliminating the requirement for an energy performance certificate for commercial buildings with no heating system.

✓ **Enforcing contracts**

Italy made enforcing contracts easier by regulating attorneys' fees and streamlining some court proceedings.

✓ **Resolving insolvency**

Italy made resolving insolvency easier through amendments to its bankruptcy code that introduce a stay period for enforcement actions while the debtor is preparing a restructuring plan, make it easier to convert from one type of restructuring proceeding to another, facilitate continued operation by the debtor during restructuring and impose stricter requirements on auditors evaluating a restructuring plan.

Jamaica

✓ **Starting a business**

Jamaica made starting a business easier by enabling the Companies Office of Jamaica to stamp the new company's articles of incorporation at registration.

✗ **Registering property**

Jamaica made transferring property more difficult by increasing the transfer tax and the stamp duty.

✓ **Getting credit**

Jamaica improved its credit information system by creating a legal and regulatory framework for private credit bureaus.

✓ **Paying taxes**

Jamaica made paying taxes less costly for companies by reducing the corporate income tax rate—though it also increased vehicle and asset taxes.

Kazakhstan

✓ **Starting a business**

Kazakhstan made starting a business easier by reducing the time required to register a company at the Public Registration Center.

✓ **Registering property**

Kazakhstan made transferring property easier by introducing a fast-track procedure for property registration.

Korea, Rep.

✓ **Getting credit**

Korea strengthened its secured transactions system by creating new types of security rights that can be publicized through registration.

Kosovo

✓ **Starting a business**

Kosovo made starting a business easier by creating a one-stop shop for incorporation.

✓ **Dealing with construction permits**

Kosovo made dealing with construction permits easier by eliminating the requirement for validation of the main construction project, eliminating fees for technical approvals from the municipality and reducing the building permit fee.

✓ **Registering property**

Kosovo made transferring property easier by introducing a new notary system and by combining procedures for drafting and legalizing sale and purchase agreements.

Kuwait

✗ **Starting a business**

Kuwait made starting a business more difficult by increasing the minimum capital requirement.

✓ **Protecting investors**

Kuwait strengthened investor protections by making it possible for minority shareholders to request the appointment of an auditor to review the company's activities.

Lao PDR

- ✓ **Paying taxes**
Lao PDR made paying taxes less costly for companies by reducing the corporate income tax rate—though it also introduced a new property transfer tax.

Latvia

- ✓ **Starting a business**
Latvia made starting a business easier by making it possible to file the applications for company registration and value added tax registration simultaneously at the commercial registry.
- ✓ **Dealing with construction permits**
Latvia made dealing with construction permits easier by introducing new time limits for issuing a building permit and by eliminating the Public Health Agency's role in approving building permits and conducting inspections.
- ✓ **Getting credit**
Latvia improved its credit information system by adopting a new law regulating the public credit registry.
- ✓ **Trading across borders**
Latvia made trading across borders easier by reducing the number of documents required for importing.

Lesotho

- ✓ **Registering property**
Lesotho made transferring property easier by streamlining procedures and increasing administrative efficiency.

Liberia

- ✓ **Starting a business**
Liberia made starting a business easier by eliminating the business trade license fees and reducing the time to obtain the business registration certificate.
- ✓ **Registering property**
Liberia made transferring property easier by digitizing the records at the land registry.

Lithuania

- ✓ **Starting a business**
Lithuania made starting a business easier by creating a new form of limited liability company with no minimum capital requirement.
- ✓ **Getting credit**
Lithuania strengthened its secured transactions system by broadening the range of movable assets that can be used as collateral, allowing a general description in the security agreement of the assets pledged as collateral and permitting out-of-court enforcement.

Macedonia, FYR

- ✓ **Dealing with construction permits**
FYR Macedonia made dealing with construction permits easier by reducing the time required to register a new building and by authorizing the municipality to register the building on behalf of the owner.
- ✓ **Getting electricity**
FYR Macedonia made getting electricity easier by reducing the time required to obtain a new connection and by setting fixed connection fees per kilowatt (kW) for connections requiring a capacity below 400 kW.
- ✓ **Registering property**
FYR Macedonia made property registration faster and less costly by digitizing the real estate cadastre and eliminating the requirement for an encumbrance certificate.
- ✓ **Getting credit**
FYR Macedonia strengthened its secured transactions system by providing more flexibility on the description of assets in a collateral agreement and on the types of debts and obligations that can be secured.
- ✓ **Protecting investors**
FYR Macedonia strengthened investor protections by allowing shareholders to request the rescission of unfair related-party transactions and the appointment of an auditor to investigate alleged irregularities in the company's activities.

✓ Paying taxes

FYR Macedonia made paying taxes easier for companies by encouraging the use of electronic filing and payment systems for corporate income and value added taxes.

Madagascar

- ✗ **Starting a business**
Madagascar made starting a business more difficult by increasing the cost to register with the National Center for Statistics.
- ✓ **Paying taxes**
Madagascar made paying taxes easier and less costly for companies by training taxpayers in the use of the online system for value added tax declarations and by reducing the corporate income tax rate.
- ✓ **Trading across borders**
Madagascar made trading across borders easier by rolling out an online platform linking trade operators with government agencies involved in the trade process and customs clearance.

Malawi

- ✓ **Registering property**
Malawi made transferring property easier by reducing the stamp duty.

Malaysia

- ✓ **Starting a business**
Malaysia made starting a business less costly by reducing the company registration fees.
- ✓ **Dealing with construction permits**
Malaysia made dealing with construction permits easier by establishing a one-stop shop.
- ✓ **Getting electricity**
Malaysia made getting electricity easier by increasing the efficiency of internal processes at the utility and improving its communication and dialogue with contractors.

Employing workers

Malaysia introduced a minimum wage.

Maldives

- ✓ **Paying taxes**
Maldives made paying taxes easier for companies by introducing electronic filing systems for corporate income tax, sales tax and pension contributions.

Mali

- ✗ **Starting a business**
Mali made starting a business more difficult by ceasing to regularly publish the incorporation notices of new companies on the official website of the one-stop shop.

Malta

- ✓ **Dealing with construction permits**
Malta made dealing with construction permits less costly by significantly reducing the building permit fees.

Mauritania

- ✗ **Paying taxes**
Mauritania made paying taxes more costly for companies by introducing a new health insurance contribution for employers that is levied on gross salaries.
- ✓ **Trading across borders**
Mauritania made trading across borders easier by introducing a new risk-based inspection system with scanners.

Mauritius

- ✓ **Getting credit**
Mauritius improved access to credit information by expanding the scope of credit information and increasing the coverage of the historical data distributed from 2 years to 3.
- ✓ **Enforcing contracts**
Mauritius made enforcing contracts easier by liberalizing the profession of ushers, providing competitive options for litigants to enforce binding decisions.
- ✓ **Resolving insolvency**
Mauritius made resolving insolvency easier by introducing guidelines for out-of-court restructuring and

standardizing the process of registration, suspension and removal of insolvency practitioners.

Mexico

- ✓ **Getting electricity**
Mexico made getting electricity easier by increasing the efficiency of the utility's internal processes and by enforcing a "silence is consent" rule for the approval of the feasibility study for a new connection.
- ✓ **Trading across borders**
Mexico made trading across borders easier by implementing an electronic single-window system.
- ✓ **Enforcing contracts**
Mexico made enforcing contracts easier by creating small claims courts, with oral proceedings, that can hear both civil and commercial cases.

Moldova

- ✓ **Getting credit**
Moldova strengthened its secured transactions system by introducing new grounds for relief from an automatic stay during insolvency and restructuring proceedings.
- ✓ **Paying taxes**
Moldova made paying taxes easier for companies by introducing an electronic filing and payment system for the value added tax, corporate income tax, land improvement tax and tax on immovable property.
- ✓ **Resolving insolvency**
Moldova made resolving insolvency easier by introducing new restructuring mechanisms, reducing opportunities for appeals, adding moratorium provisions and establishing strict statutory periods for several stages of the insolvency proceeding.

Mongolia

- ✓ **Starting a business**
Mongolia made starting a business easier by eliminating the requirement to get company statutes and charters notarized as well as the requirement to

register a new company with the local tax office.

- ✓ **Dealing with construction permits**
Mongolia made dealing with construction permits easier by eliminating the requirement for a technical review of the building plans by the state for low- and medium-risk construction projects.
- ✓ **Getting electricity**
Mongolia made getting electricity easier by increasing the efficiency of the utility's internal processes, enforcing time limits at different stages of the connection process and eliminating the fees for testing the installation.

Montenegro

- ✓ **Dealing with construction permits**
Montenegro made dealing with construction permits easier by introducing a one-stop shop and imposing strict time limits for the issuance of approvals.
- ✓ **Registering property**
Montenegro made registering property easier by introducing a notary system.

Morocco

- ✓ **Starting a business**
Morocco made starting a business easier by reducing the company registration fees.
- ✓ **Registering property**
Morocco made transferring property easier by reducing the time required to register a deed of transfer at the tax authority.
- ✓ **Paying taxes**
Morocco made paying taxes easier for companies by increasing the use of the electronic filing and payment system for social security contributions.

Mozambique

- ✓ **Dealing with construction permits**
Mozambique made dealing with construction permits easier by improving internal processes at the Department of Construction and Urbanization—though it also increased the fees for building permits and occupancy permits.

✓ **Trading across borders**

Mozambique made trading across borders easier by implementing an electronic single-window system.

Myanmar

✓ **Paying taxes**

Myanmar made paying taxes less costly for companies by reducing the corporate income tax rate.

Namibia

✗ **Registering property**

Namibia made transferring property more expensive by increasing the transfer and stamp duties.

Nepal

✓ **Starting a business**

Nepal made starting a business easier by reducing the administrative processing time at the company registrar and by establishing a data link between agencies involved in the incorporation process.

Netherlands

✓ **Starting a business**

The Netherlands made starting a business easier by abolishing the minimum capital requirement.

✓ **Registering property**

The Netherlands made transferring property easier by increasing the efficiency of the title search process.

✗ **Getting credit**

The Netherlands weakened its secured transactions system through an amendment to the Collection of State Taxes Act that grants priority outside bankruptcy to tax claims over secured creditors' claims.

New Zealand

✓ **Enforcing contracts**

New Zealand made enforcing contracts easier by improving its case management system to ensure a speedier and less costly adjudication of cases.

Nicaragua

✓ **Starting a business**

Nicaragua made starting a business easier by merging the procedures for registering with the revenue authority and with the municipality and by reducing the time required for incorporation.

✓ **Getting electricity**

Nicaragua reduced the time required for getting electricity by increasing efficiency in granting approval of the connection design and by informing the customer in advance what the amount of the security deposit will be.

Niger

✓ **Starting a business**

Niger made starting a business easier by replacing the requirement for a copy of the founders' criminal records with one for a sworn declaration at the time of company registration.

✓ **Registering property**

Niger made transferring property easier by reducing the registration fees.

Employing workers

Niger increased the maximum cumulative duration of fixed-term contracts.

Palau

✓ **Getting credit**

Palau strengthened its secured transactions system through a new law that establishes a centralized collateral registry, broadens the range of assets that can be used as collateral to include future assets, allows a general description in the security agreement of debts and obligations as well as assets pledged as collateral, establishes clear priority rules outside bankruptcy for secured creditors and allows out-of-court enforcement of the collateral.

✓ **Enforcing contracts**

Palau made enforcing contracts easier by introducing an electronic filing system for court users.

Panama

✓ **Starting a business**

Panama made starting a business easier by eliminating the need to visit the municipality to obtain the municipal taxpayer number.

✓ **Registering property**

Panama made transferring property easier by connecting the land registry with the cadastre.

✓ **Protecting investors**

Panama strengthened investor protections by increasing the disclosure requirements for publicly held companies.

✓ **Paying taxes**

Panama made paying taxes easier for companies by changing the payment frequency for corporate income taxes from monthly to quarterly and by implementing a new online platform for filing the social security payroll.

Paraguay

✓ **Paying taxes**

Paraguay made paying taxes easier for companies by making electronic filing and payment mandatory for corporate income and value added taxes.

Philippines

✓ **Dealing with construction permits**

The Philippines made dealing with construction permits easier by eliminating the requirement to obtain a health certificate.

✓ **Getting credit**

The Philippines improved access to credit information by beginning to distribute both positive and negative information and by enacting a data privacy act that guarantees borrowers' right to access their data.

✓ **Paying taxes**

The Philippines made paying taxes easier for companies by introducing an electronic filing and payment system for social security contributions.

Poland

- ✓ **Starting a business**
Poland made starting a business easier by eliminating the requirement to register the new company at the National Labor Inspectorate and the National Sanitary Inspectorate.
- ✓ **Dealing with construction permits**
Poland made dealing with construction permits easier by eliminating the requirement to obtain a description of the geotechnical documentation of the land.

Portugal

- ✓ **Starting a business**
Portugal made starting a business easier by eliminating the requirement to report to the Ministry of Labor.
- Employing workers**
Portugal reduced the wage premium for weekly holiday work and abolished priority rules for redundancy dismissals.

Qatar

- ✓ **Paying taxes**
Qatar made paying taxes easier for companies by eliminating certain requirements associated with the corporate income tax return.

Romania

- ✓ **Starting a business**
Romania made starting a business easier by transferring responsibility for issuing the headquarters clearance certificate from the Fiscal Administration Office to the Trade Registry.
- ✓ **Paying taxes**
Romania made paying taxes easier and less costly for companies by reducing the payment frequency for the firm tax from quarterly to twice a year and by reducing the vehicle tax rate.
- ✓ **Enforcing contracts**
Romania made enforcing contracts easier by adopting a new civil procedure code that streamlines and speeds up all court proceedings.

Russian Federation

- ✓ **Starting a business**
Russia made starting a business easier by abolishing the requirement to have the bank signature card notarized before opening a company bank account.
- ✓ **Dealing with construction permits**
Russia made dealing with construction permits easier by eliminating several requirements for project approvals from government agencies and by reducing the time required to register a new building.

- ✓ **Getting electricity**
Russia made getting electricity simpler and less costly by setting standard connection tariffs and eliminating many procedures previously required.
- ✓ **Registering property**
Russia made transferring property easier by streamlining procedures and implementing effective time limits for processing transfer applications.

- ✓ **Trading across borders**
Russia made trading across borders easier by implementing an electronic system for submitting export and import documents and by reducing the number of physical inspections.

Rwanda

- ✓ **Starting a business**
Rwanda made starting a business easier by reducing the time required to obtain a registration certificate.
- ✓ **Dealing with construction permits**
Rwanda made dealing with construction permits easier and less costly by reducing the building permit fees, implementing an electronic platform for building permit applications and streamlining procedures.
- ✓ **Registering property**
Rwanda made transferring property easier by eliminating the requirement to obtain a tax clearance certificate and by implementing the web-based Land Administration Information System for processing land transactions.

- ✓ **Getting credit**
Rwanda strengthened its secured transactions system by providing more flexibility on the types of debts and obligations that can be secured through a collateral agreement.

- ✓ **Protecting investors**
Rwanda strengthened investor protections through a new law allowing plaintiffs to cross-examine defendants and witnesses with prior approval of the questions by the court.

- ✓ **Paying taxes**
Rwanda made paying taxes easier and less costly for companies by fully rolling out its electronic filing system to the majority of businesses and by reducing the property tax rate and business trading license fee.

- ✓ **Trading across borders**
Rwanda made trading across borders easier by introducing an electronic single-window system at the border.

- ✓ **Resolving insolvency**
Rwanda made resolving insolvency easier through a new law clarifying the standards for beginning insolvency proceedings; preventing the separation of the debtor's assets during reorganization proceedings; setting clear time limits for the submission of a reorganization plan; and implementing an automatic stay of creditors' enforcement actions.

Samoa

- ✗ **Registering property**
Samoa made transferring property more expensive by increasing the stamp duty.

Senegal

- ✓ **Registering property**
Senegal made transferring property easier by reducing the property transfer tax.
- ✗ **Paying taxes**
Senegal made paying taxes more costly by increasing the corporate income tax rate. At the same time, Senegal facilitated tax payments by making tax forms available online and

creating the Center for Medium Enterprises.

Serbia

- ✗ **Paying taxes**
Serbia made paying taxes more costly for companies by increasing the corporate income tax rate.

Seychelles

- ✗ **Paying taxes**
The Seychelles made paying taxes more complicated for companies by introducing a value added tax.

Singapore

- ✓ **Registering property**
Singapore made transferring property easier by introducing an online procedure for property transfers.
- ✓ **Getting credit**
Singapore improved its credit information system by guaranteeing by law borrowers' right to inspect their own data.

Slovak Republic

- ✗ **Starting a business**
The Slovak Republic made starting a business more difficult by adding a new procedure for establishing a limited liability company.
- ✗ **Paying taxes**
The Slovak Republic made paying taxes more costly for companies by increasing the corporate income tax rate and by adjusting land appraisal values.

Employing workers

The Slovak Republic reduced the maximum cumulative duration of fixed-term contracts, reintroduced the requirement for third-party notification when terminating an employee, reintroduced mandatory severance pay for workers with more than 2 years of service in the company and increased the minimum wage.

Slovenia

- ✓ **Dealing with construction permits**
Slovenia made dealing with construction permits easier by eliminating the

requirement to obtain project conditions from the water and sewerage provider.

Employing workers

Slovenia abolished priority rules for reemployment, changed the notice period and severance pay provisions for redundancy dismissals and increased the minimum wage.

South Africa

- ✓ **Paying taxes**
South Africa made paying taxes easier for companies by replacing the secondary tax on companies with a dividend tax borne by shareholders.

South Sudan

- ✗ **Paying taxes**
South Sudan made paying taxes more costly for companies by increasing the corporate income tax rate.

Spain

- ✓ **Starting a business**
Spain made starting a business easier by eliminating the requirement to obtain a municipal license before starting operations and by improving the efficiency of the commercial registry.

Employing workers

Spain reduced the maximum cumulative duration of fixed-term contracts and increased the minimum wage.

Sri Lanka

- ✓ **Dealing with construction permits**
Sri Lanka made dealing with construction permits easier by eliminating the requirement to obtain a tax clearance and by reducing building permit fees.
- ✓ **Getting electricity**
Sri Lanka made getting electricity easier by improving the utility's internal workflow and by reducing the time required to process new applications for connections.

- ✓ **Paying taxes**

Sri Lanka made paying taxes easier for companies by introducing an

electronic filing system for social security contributions.

- ✓ **Trading across borders**

Sri Lanka made trading across borders easier by introducing an electronic payment system for port services.

St. Lucia

- ✗ **Trading across borders**
St. Lucia made trading across borders more difficult by introducing a new export document.

Suriname

- ✓ **Starting a business**
Suriname made starting a business easier by reducing the time required to obtain the president's approval for the registration of a new company.
- ✓ **Registering property**
Suriname made transferring property easier by increasing administrative efficiency at the land registry.

Swaziland

- ✓ **Starting a business**
Swaziland made starting a business easier by shortening the administrative processing times for registering a new business and obtaining a trading license.
- ✓ **Trading across borders**
Swaziland made trading across borders easier by streamlining the process for obtaining a certificate of origin.

Sweden

- ✓ **Paying taxes**
Sweden made paying taxes less costly for companies by reducing the corporate income tax rate.

Tajikistan

- ✗ **Starting a business**
Tajikistan made starting a business more difficult by requiring preliminary approval from the tax authority and the submission of additional documents at registration.

✓ **Getting credit**

Tajikistan improved access to credit information by establishing a private credit bureau.

✓ **Paying taxes**

Tajikistan made paying taxes easier and less costly for companies by reducing the corporate income tax rate, merging the minimal income tax with the corporate income tax and abolishing the retail sales tax. At the same time, Tajikistan increased the land and vehicle tax rates.

Tanzania

✓ **Getting credit**

Tanzania improved its credit information system through new regulations that provide for the licensing of credit reference bureaus and outline the functions of the credit reference data bank.

✓ **Resolving insolvency**

Tanzania made resolving insolvency easier through new rules clearly specifying the professional requirements and remuneration for insolvency practitioners, promoting reorganization proceedings and streamlining insolvency proceedings.

Thailand

✓ **Paying taxes**

Thailand made paying taxes less costly for companies by reducing employers' social security contribution rate.

Togo

✓ **Starting a business**

Togo made starting a business easier by reducing the time required to register at the one-stop shop and by reducing registration costs.

✓ **Dealing with construction permits**

Togo made dealing with construction permits easier by improving internal operations at the City Hall of Lomé.

× **Paying taxes**

Togo made paying taxes more costly for companies by increasing the corporate income tax rate and employers' social security contribution rate and by introducing a new tax on corporate

cars. At the same time, Togo reduced the payroll tax rate.

× **Trading across borders**

Togo made trading across borders more difficult by granting monopoly control of all port activities at the port of Lomé to a private company.

✓ **Enforcing contracts**

Togo made enforcing contracts easier by creating specialized commercial divisions within the court of first instance.

Tonga

✓ **Getting credit**

Tonga improved access to credit information by establishing a private credit bureau.

× **Paying taxes**

Tonga made paying taxes more complicated for companies by introducing a superannuation levy—though it also abolished the business license for 2013.

Trinidad and Tobago

✓ **Starting a business**

Trinidad and Tobago made starting a business easier by merging the statutory declaration of compliance into the standard articles of incorporation form.

Tunisia

× **Starting a business**

Tunisia made starting a business more difficult by increasing the cost of company registration.

Turkey

× **Starting a business**

Turkey made starting a business more difficult by increasing the minimum capital requirement.

✓ **Dealing with construction permits**

Turkey reduced the time required for dealing with construction permits by setting strict time limits for granting a lot plan and by reducing the documentation requirements for an occupancy permit.

✓ **Getting electricity**

Turkey made getting electricity easier by eliminating external inspections and reducing some administrative costs.

× **Registering property**

Turkey made transferring property more costly by increasing the registration and several other fees.

✓ **Protecting investors**

Turkey strengthened investor protections through a new commercial code that requires directors found liable in abusive related-party transactions to disgorge their profits and that allows shareholders to request the appointment of an auditor to investigate alleged prejudicial conflicts of interest.

Uganda

✓ **Registering property**

Uganda made transferring property easier by eliminating the need to have instruments of land transfer physically embossed to certify payment of the stamp duty.

Ukraine

✓ **Starting a business**

Ukraine made starting a business easier by eliminating the requirement for registration with the statistics authority and by eliminating the cost for value added tax registration.

✓ **Dealing with construction permits**

Ukraine made dealing with construction permits easier by introducing a risk-based approval system, eliminating requirements for certain approvals and technical conditions and simplifying the process for registering real estate ownership rights.

✓ **Getting electricity**

Ukraine made getting electricity easier by streamlining the process for obtaining a new connection.

✓ **Registering property**

Ukraine made transferring property easier by streamlining procedures and revamping the property registration system.

✓ **Getting credit**

Ukraine improved access to credit information by beginning to collect data on firms from financial institutions.

✓ **Paying taxes**

Ukraine made paying taxes easier for companies by simplifying tax returns and further improving its electronic filing system.

✓ **Trading across borders**

Ukraine made trading across borders easier by releasing customs declarations more quickly and reducing the number of physical inspections.

✓ **Resolving insolvency**

Ukraine made resolving insolvency easier by strengthening the rights of secured creditors, introducing new rehabilitation procedures and mechanisms, making it easier to invalidate suspect transactions and shortening the statutory periods for several steps of the insolvency process.

United Arab Emirates✓ **Getting electricity**

The United Arab Emirates made getting electricity easier by eliminating the requirement for site inspections and reducing the time required to provide new connections.

✓ **Registering property**

The United Arab Emirates made transferring property easier by increasing the operating hours of the land registry and reducing transfer fees.

✓ **Protecting investors**

The United Arab Emirates strengthened investor protections by introducing greater disclosure requirements for related-party transactions in the annual report and to the stock exchange and by making it possible to sue directors when such transactions harm the company.

United Kingdom✓ **Starting a business**

The United Kingdom made starting a business easier by providing model articles for use in preparing memorandums and articles of association.

✓ **Registering property**

The United Kingdom made transferring property easier by introducing electronic lodgment for property transfer applications.

Employing workers

United Kingdom increased the cap on weekly wage provided to employees on the severance payment and the minimum wage.

Uruguay✓ **Trading across borders**

Uruguay made trading across borders easier by implementing an electronic customs declaration system.

Uzbekistan✓ **Starting a business**

Uzbekistan made starting a business easier by abolishing the paid-in minimum capital requirement and by eliminating the requirement to have signature samples notarized before opening a bank account.

✓ **Registering property**

Uzbekistan made transferring property easier by reducing the notary fees.

✓ **Getting credit**

Uzbekistan improved access to credit information by expanding the scope of credit information and requiring that more than 2 years of historical data be collected and distributed.

✓ **Paying taxes**

Uzbekistan made paying taxes easier for companies by eliminating some small taxes.

✓ **Trading across borders**

Uzbekistan made trading across borders easier by eliminating the need to register import contracts with customs, tightening the time limits for banks to register export or import contracts and reducing the number of export documents required.

✓ **Enforcing contracts**

Uzbekistan made enforcing contracts easier by introducing an electronic filing system for court users.

Vanuatu✓ **Getting credit**

Vanuatu improved access to credit information by establishing a private credit bureau.

Venezuela, RB✗ **Starting a business**

República Bolivariana de Venezuela made starting a business more costly by increasing the company registration fees.

✓ **Getting credit**

República Bolivariana de Venezuela improved access to credit information by starting to collect data on firms from financial institutions.

Vietnam✓ **Getting credit**

Vietnam improved its credit information system through a decree setting up a legal framework for the establishment of private credit bureaus.

✓ **Protecting investors**

Vietnam strengthened investor protections by introducing greater disclosure requirements for publicly held companies in cases of related-party transactions.

✗ **Paying taxes**

Vietnam made paying taxes more costly for companies by increasing employers' social security contribution rate.

Employing workers

Vietnam abolished priority rules for redundancy dismissals or layoffs and increased the minimum wage.

West Bank and Gaza✓ **Starting a business**

West Bank and Gaza made starting a business less costly by eliminating the paid-in minimum capital requirement.

Employing workers

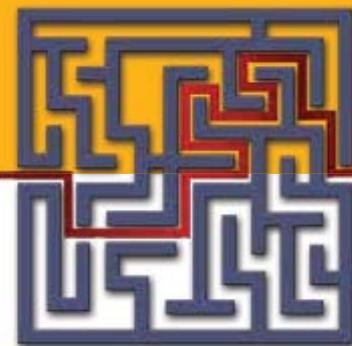
West Bank and Gaza introduced a minimum wage.

Zambia

✓ Starting a business

Zambia made starting a business easier by raising the threshold at which value added tax registration is required.

Country tables



✓ Reform making it easier to do business ✗ Reform making it more difficult to do business

AFGHANISTAN		South Asia Low income	GNI per capita (US\$) Population (m)	622 29.8
Ease of doing business (rank)	164			
✓ Starting a business (rank)	24	Registering property (rank)	175	Trading across borders (rank)
Procedures (number)	3	Procedures (number)	9	Documents to export (number)
Time (days)	5	Time (days)	250	Time to export (days)
Cost (% of income per capita)	14.4	Cost (% of property value)	5.0	Cost to export (US\$ per container)
Minimum capital (% of income per capita)	0.0			Documents to import (number)
		✓ Getting credit (rank)	130	Time to import (days)
Dealing with construction permits (rank)	167	Strength of legal rights index (0–10)	7	Cost to import (US\$ per container)
Procedures (number)	12	Depth of credit information index (0–6)	0	
Time (days)	330	Public registry coverage (% of adults)	0.0	Enforcing contracts (rank)
Cost (% of income per capita)	3,247.3	Private bureau coverage (% of adults)	0.0	Procedures (number)
				Time (days)
Getting electricity (rank)	104	Protecting investors (rank)	189	Cost (% of claim)
Procedures (number)	4	Extent of disclosure index (0–10)	1	
Time (days)	109	Extent of director liability index (0–10)	1	Resolving insolvency (rank)
Cost (% of income per capita)	1,731.7	Ease of shareholder suits index (0–10)	1	Time (years)
		Strength of investor protection index (0–10)	1.0	Cost (% of estate)
				Recovery rate (cents on the dollar)
		Paying taxes (rank)	98	
		Payments (number per year)	20	
		Time (hours per year)	275	
		Total tax rate (% of profit)	36.3	
ALBANIA		Europe & Central Asia Upper middle income	GNI per capita (US\$) Population (m)	4,090 3.2
Ease of doing business (rank)	90			
Starting a business (rank)	76	Registering property (rank)	119	Trading across borders (rank)
Procedures (number)	5	Procedures (number)	6	Documents to export (number)
Time (days)	4.5	Time (days)	33	Time to export (days)
Cost (% of income per capita)	21.1	Cost (% of property value)	11.1	Cost to export (US\$ per container)
Minimum capital (% of income per capita)	0.0			Documents to import (number)
		Getting credit (rank)	13	Time to import (days)
Dealing with construction permits (rank)	189	Strength of legal rights index (0–10)	9	Cost to import (US\$ per container)
Procedures (number)	NO PRACTICE	Depth of credit information index (0–6)	5	
Time (days)	NO PRACTICE	Public registry coverage (% of adults)	13.1	Enforcing contracts (rank)
Cost (% of income per capita)	NO PRACTICE	Private bureau coverage (% of adults)	0.0	Procedures (number)
				Time (days)
Getting electricity (rank)	158	Protecting investors (rank)	14	Cost (% of claim)
Procedures (number)	6	Extent of disclosure index (0–10)	7	
Time (days)	177	Extent of director liability index (0–10)	9	Resolving insolvency (rank)
Cost (% of income per capita)	543.3	Ease of shareholder suits index (0–10)	6	Time (years)
		Strength of investor protection index (0–10)	7.3	Cost (% of estate)
				Recovery rate (cents on the dollar)
		✓ Paying taxes (rank)	146	
		Payments (number per year)	42	
		Time (hours per year)	357	
		Total tax rate (% of profit)	31.7	

Note: Most indicator sets refer to a case scenario in an economy's largest business city. For more details, see the data notes.

✓ Reform making it easier to do business ✗ Reform making it more difficult to do business

ALGERIA		Middle East & North Africa Upper middle income	GNI per capita (US\$) Population (m)	4,110 38.5	
Ease of doing business (rank)	153				
Starting a business (rank)	164	Registering property (rank)	176	Trading across borders (rank)	133
Procedures (number)	14	Procedures (number)	10	Documents to export (number)	8
Time (days)	25	Time (days)	63	Time to export (days)	17
Cost (% of income per capita)	12.4	Cost (% of property value)	7.1	Cost to export (US\$ per container)	1,270
Minimum capital (% of income per capita)	28.6			Documents to import (number)	9
		Getting credit (rank)	130	Time to import (days)	27
Dealing with construction permits (rank)	147	Strength of legal rights index (0–10)	3	Cost to import (US\$ per container)	1,330
Procedures (number)	19	Depth of credit information index (0–6)	4		
Time (days)	241	Public registry coverage (% of adults)	2.4	Enforcing contracts (rank)	129
Cost (% of income per capita)	60.1	Private bureau coverage (% of adults)	0.0	Procedures (number)	45
				Time (days)	630
Getting electricity (rank)	148	Protecting investors (rank)	98	Cost (% of claim)	21.9
Procedures (number)	5	Extent of disclosure index (0–10)	5		
Time (days)	180	Extent of director liability index (0–10)	6	Resolving insolvency (rank)	60
Cost (% of income per capita)	1,562.9	Ease of shareholder suits index (0–10)	4	Time (years)	2.5
		Strength of investor protection index (0–10)	5.0	Cost (% of estate)	7
				Recovery rate (cents on the dollar)	41.7
		Paying taxes (rank)	174		
		Payments (number per year)	29		
		Time (hours per year)	451		
		Total tax rate (% of profit)	71.9		
ANGOLA					
Ease of doing business (rank)		Sub-Saharan Africa Upper middle income	GNI per capita (US\$) Population (m)	4,580 20.8	
Starting a business (rank)	178	Registering property (rank)	132	✗ Trading across borders (rank)	169
Procedures (number)	8	Procedures (number)	7	Documents to export (number)	10
Time (days)	66	Time (days)	191	Time to export (days)	40
Cost (% of income per capita)	130.1	Cost (% of property value)	3.0	Cost to export (US\$ per container)	1,860
Minimum capital (% of income per capita)	21.8			Documents to import (number)	9
		Getting credit (rank)	130	Time to import (days)	43
Dealing with construction permits (rank)	65	Strength of legal rights index (0–10)	3	Cost to import (US\$ per container)	2,700
Procedures (number)	12	Depth of credit information index (0–6)	4		
Time (days)	204	Public registry coverage (% of adults)	2.4	Enforcing contracts (rank)	187
Cost (% of income per capita)	28.6	Private bureau coverage (% of adults)	0.0	Procedures (number)	46
				Time (days)	1,296
Getting electricity (rank)	170	Protecting investors (rank)	80	Cost (% of claim)	44.4
Procedures (number)	7	Extent of disclosure index (0–10)	4		
Time (days)	145	Extent of director liability index (0–10)	6	Resolving insolvency (rank)	189
Cost (% of income per capita)	689.7	Ease of shareholder suits index (0–10)	6	Time (years)	NO PRACTICE
		Strength of investor protection index (0–10)	5.3	Cost (% of estate)	NO PRACTICE
				Recovery rate (cents on the dollar)	0.0
		Paying taxes (rank)	155		
		Payments (number per year)	30		
		Time (hours per year)	282		
		Total tax rate (% of profit)	52.1		
ANTIGUA AND BARBUDA					
Ease of doing business (rank)		Latin America & Caribbean High income	GNI per capita (US\$) Population (m)	12,640 0.1	
Starting a business (rank)	92	Registering property (rank)	128	Trading across borders (rank)	93
Procedures (number)	8	Procedures (number)	7	Documents to export (number)	5
Time (days)	21	Time (days)	26	Time to export (days)	16
Cost (% of income per capita)	10.5	Cost (% of property value)	10.8	Cost to export (US\$ per container)	1,090
Minimum capital (% of income per capita)	0.0			Documents to import (number)	7
		Getting credit (rank)	130	Time to import (days)	23
Dealing with construction permits (rank)	21	Strength of legal rights index (0–10)	7	Cost to import (US\$ per container)	1,520
Procedures (number)	10	Depth of credit information index (0–6)	0		
Time (days)	134	Public registry coverage (% of adults)	0.0	Enforcing contracts (rank)	65
Cost (% of income per capita)	22.5	Private bureau coverage (% of adults)	0.0	Procedures (number)	44
				Time (days)	351
Getting electricity (rank)	20	Protecting investors (rank)	34	Cost (% of claim)	22.7
Procedures (number)	4	Extent of disclosure index (0–10)	4		
Time (days)	42	Extent of director liability index (0–10)	8	Resolving insolvency (rank)	80
Cost (% of income per capita)	126.2	Ease of shareholder suits index (0–10)	7	Time (years)	3.0
		Strength of investor protection index (0–10)	6.3	Cost (% of estate)	7
				Recovery rate (cents on the dollar)	35.9
		Paying taxes (rank)	151		
		Payments (number per year)	57		
		Time (hours per year)	207		
		Total tax rate (% of profit)	41.0		

Note: Most indicator sets refer to a case scenario in an economy's largest business city. For more details, see the data notes.

✓ Reform making it easier to do business ✗ Reform making it more difficult to do business

ARGENTINA		Latin America & Caribbean Upper middle income	GNI per capita (US\$) Population (m)	9,740 41.1	
Ease of doing business (rank)	126				
✗ Starting a business (rank)	164	Registering property (rank)	138	✓ Trading across borders (rank)	129
Procedures (number)	14	Procedures (number)	7	Documents to export (number)	6
Time (days)	25	Time (days)	53.5	Time to export (days)	12
Cost (% of income per capita)	19.9	Cost (% of property value)	6.6	Cost to export (US\$ per container)	1,650
Minimum capital (% of income per capita)	5.7			Documents to import (number)	8
		Getting credit (rank)	73	Time to import (days)	30
Dealing with construction permits (rank)	181	Strength of legal rights index (0–10)	4	Cost to import (US\$ per container)	2,260
Procedures (number)	24	Depth of credit information index (0–6)	6		
Time (days)	365	Public registry coverage (% of adults)	41.9	Enforcing contracts (rank)	57
Cost (% of income per capita)	234.1	Private bureau coverage (% of adults)	100.0	Procedures (number)	36
				Time (days)	590
Getting electricity (rank)	80	Protecting investors (rank)	98	Cost (% of claim)	20.5
Procedures (number)	6	Extent of disclosure index (0–10)	7		
Time (days)	91	Extent of director liability index (0–10)	2	Resolving insolvency (rank)	97
Cost (% of income per capita)	40.3	Ease of shareholder suits index (0–10)	6	Time (years)	2.8
		Strength of investor protection index (0–10)	5.0	Cost (% of estate)	12
				Recovery rate (cents on the dollar)	30.8
		Paying taxes (rank)	153		
		Payments (number per year)	9		
		Time (hours per year)	405		
		Total tax rate (% of profit)	107.8		
ARMENIA		Europe & Central Asia Lower middle income	GNI per capita (US\$) Population (m)	3,720 3.0	
Ease of doing business (rank)	37				
✓ Starting a business (rank)	6	Registering property (rank)	5	Trading across borders (rank)	117
Procedures (number)	2	Procedures (number)	3	Documents to export (number)	5
Time (days)	4	Time (days)	7	Time to export (days)	16
Cost (% of income per capita)	1.1	Cost (% of property value)	0.1	Cost to export (US\$ per container)	1,885
Minimum capital (% of income per capita)	0.0			Documents to import (number)	8
		Getting credit (rank)	42	Time to import (days)	18
Dealing with construction permits (rank)	79	Strength of legal rights index (0–10)	6	Cost to import (US\$ per container)	2,175
Procedures (number)	21	Depth of credit information index (0–6)	6		
Time (days)	84	Public registry coverage (% of adults)	21.9	Enforcing contracts (rank)	112
Cost (% of income per capita)	68.4	Private bureau coverage (% of adults)	63.8	Procedures (number)	49
				Time (days)	570
Getting electricity (rank)	109	Protecting investors (rank)	22	Cost (% of claim)	19.0
Procedures (number)	5	Extent of disclosure index (0–10)	6		
Time (days)	242	Extent of director liability index (0–10)	6	Resolving insolvency (rank)	76
Cost (% of income per capita)	98.9	Ease of shareholder suits index (0–10)	8	Time (years)	1.9
		Strength of investor protection index (0–10)	6.7	Cost (% of estate)	11
				Recovery rate (cents on the dollar)	36.4
		✓ Paying taxes (rank)	103		
		Payments (number per year)	10		
		Time (hours per year)	380		
		Total tax rate (% of profit)	38.8		
AUSTRALIA		OECD high income High income	GNI per capita (US\$) Population (m)	59,570 22.7	
Ease of doing business (rank)	11				
Starting a business (rank)	4	Registering property (rank)	40	Trading across borders (rank)	46
Procedures (number)	3	Procedures (number)	5	Documents to export (number)	5
Time (days)	2.5	Time (days)	4.5	Time to export (days)	9
Cost (% of income per capita)	0.7	Cost (% of property value)	5.0	Cost to export (US\$ per container)	1,150
Minimum capital (% of income per capita)	0.0			Documents to import (number)	7
		✓ Getting credit (rank)	3	Time to import (days)	8
Dealing with construction permits (rank)	10	Strength of legal rights index (0–10)	10	Cost to import (US\$ per container)	1,170
Procedures (number)	11	Depth of credit information index (0–6)	5		
Time (days)	112	Public registry coverage (% of adults)	0.0	Enforcing contracts (rank)	14
Cost (% of income per capita)	13.3	Private bureau coverage (% of adults)	100.0	Procedures (number)	28
				Time (days)	395
Getting electricity (rank)	34	Protecting investors (rank)	68	Cost (% of claim)	21.8
Procedures (number)	5	Extent of disclosure index (0–10)	8		
Time (days)	75	Extent of director liability index (0–10)	2	Resolving insolvency (rank)	18
Cost (% of income per capita)	8.7	Ease of shareholder suits index (0–10)	7	Time (years)	1.0
		Strength of investor protection index (0–10)	5.7	Cost (% of estate)	8
				Recovery rate (cents on the dollar)	81.3
		Paying taxes (rank)	44		
		Payments (number per year)	11		
		Time (hours per year)	105		
		Total tax rate (% of profit)	47.0		

Note: Most indicator sets refer to a case scenario in an economy's largest business city. For more details, see the data notes.

✓ Reform making it easier to do business ✗ Reform making it more difficult to do business

AUSTRIA		OECD high income	GNI per capita (US\$)	48,160	
Ease of doing business (rank)	30	High income	Population (m)	8.5	
Starting a business (rank)	138	Registering property (rank)	36	Trading across borders (rank)	19
Procedures (number)	8	Procedures (number)	3	Documents to export (number)	3
Time (days)	25	Time (days)	20.5	Time to export (days)	9
Cost (% of income per capita)	4.8	Cost (% of property value)	4.6	Cost to export (US\$ per container)	1,090
Minimum capital (% of income per capita)	47.8			Documents to import (number)	4
		Getting credit (rank)	28	Time to import (days)	8
Dealing with construction permits (rank)	94	Strength of legal rights index (0–10)	7	Cost to import (US\$ per container)	1,155
Procedures (number)	13	Depth of credit information index (0–6)	6		
Time (days)	194	Public registry coverage (% of adults)	1.7	Enforcing contracts (rank)	6
Cost (% of income per capita)	55.8	Private bureau coverage (% of adults)	51.8	Procedures (number)	25
				Time (days)	397
Getting electricity (rank)	28	Protecting investors (rank)	98	Cost (% of claim)	18.0
Procedures (number)	5	Extent of disclosure index (0–10)	5		
Time (days)	23	Extent of director liability index (0–10)	5	Resolving insolvency (rank)	14
Cost (% of income per capita)	101.7	Ease of shareholder suits index (0–10)	5	Time (years)	1.1
		Strength of investor protection index (0–10)	5.0	Cost (% of estate)	10
				Recovery rate (cents on the dollar)	82.4
		Paying taxes (rank)	79		
		Payments (number per year)	12		
		Time (hours per year)	166		
		Total tax rate (% of profit)	52.4		
AZERBAIJAN		Europe & Central Asia	GNI per capita (US\$)	6,050	
Ease of doing business (rank)	70	Upper middle income	Population (m)	9.3	
✓ Starting a business (rank)	10	Registering property (rank)	13	✓ Trading across borders (rank)	168
Procedures (number)	3	Procedures (number)	4	Documents to export (number)	9
Time (days)	7	Time (days)	11	Time to export (days)	28
Cost (% of income per capita)	1.0	Cost (% of property value)	0.5	Cost to export (US\$ per container)	3,540
Minimum capital (% of income per capita)	0.0			Documents to import (number)	11
		Getting credit (rank)	55	Time to import (days)	25
✓ Dealing with construction permits (rank)	180	Strength of legal rights index (0–10)	6	Cost to import (US\$ per container)	3,560
Procedures (number)	28	Depth of credit information index (0–6)	5		
Time (days)	212	Public registry coverage (% of adults)	23.0	Enforcing contracts (rank)	28
Cost (% of income per capita)	282.3	Private bureau coverage (% of adults)	0.0	Procedures (number)	40
				Time (days)	237
Getting electricity (rank)	181	Protecting investors (rank)	22	Cost (% of claim)	18.5
Procedures (number)	9	Extent of disclosure index (0–10)	7		
Time (days)	241	Extent of director liability index (0–10)	5	Resolving insolvency (rank)	86
Cost (% of income per capita)	570.8	Ease of shareholder suits index (0–10)	8	Time (years)	2.3
		Strength of investor protection index (0–10)	6.7	Cost (% of estate)	8
				Recovery rate (cents on the dollar)	34.0
		Paying taxes (rank)	77		
		Payments (number per year)	18		
		Time (hours per year)	214		
		Total tax rate (% of profit)	40.0		
BAHAMAS, THE		Latin America & Caribbean	GNI per capita (US\$)	22,833	
Ease of doing business (rank)	84	High income	Population (m)	0.4	
Starting a business (rank)	83	✓ Registering property (rank)	182	Trading across borders (rank)	72
Procedures (number)	7	Procedures (number)	7	Documents to export (number)	5
Time (days)	23.5	Time (days)	122	Time to export (days)	19
Cost (% of income per capita)	10.4	Cost (% of property value)	12.1	Cost to export (US\$ per container)	1,005
Minimum capital (% of income per capita)	0.0			Documents to import (number)	5
		Getting credit (rank)	86	Time to import (days)	13
Dealing with construction permits (rank)	75	Strength of legal rights index (0–10)	9	Cost to import (US\$ per container)	1,770
Procedures (number)	14	Depth of credit information index (0–6)	0		
Time (days)	178	Public registry coverage (% of adults)	0.0	Enforcing contracts (rank)	125
Cost (% of income per capita)	28.2	Private bureau coverage (% of adults)	0.0	Procedures (number)	49
				Time (days)	427
Getting electricity (rank)	45	Protecting investors (rank)	115	Cost (% of claim)	28.9
Procedures (number)	5	Extent of disclosure index (0–10)	2		
Time (days)	67	Extent of director liability index (0–10)	5	✓ Resolving insolvency (rank)	32
Cost (% of income per capita)	102.1	Ease of shareholder suits index (0–10)	7	Time (years)	3.0
		Strength of investor protection index (0–10)	4.7	Cost (% of estate)	12
				Recovery rate (cents on the dollar)	63.5
		Paying taxes (rank)	45		
		Payments (number per year)	18		
		Time (hours per year)	58		
		Total tax rate (% of profit)	46.6		

Note: Most indicator sets refer to a case scenario in an economy's largest business city. For more details, see the data notes.

✓ Reform making it easier to do business ✗ Reform making it more difficult to do business

BAHRAIN		Middle East & North Africa	GNI per capita (US\$)	23,477	
Ease of doing business (rank)	46	High income	Population (m)	1.3	
✗ Starting a business (rank)	99	Registering property (rank)	32	Trading across borders (rank)	81
Procedures (number)	7	Procedures (number)	2	Documents to export (number)	7
Time (days)	9	Time (days)	31	Time to export (days)	11
Cost (% of income per capita)	0.9	Cost (% of property value)	2.7	Cost to export (US\$ per container)	955
Minimum capital (% of income per capita)	226.6	✓ Getting credit (rank)	130	Documents to import (number)	8
Dealing with construction permits (rank)	4	Strength of legal rights index (0–10)	3	Time to import (days)	15
Procedures (number)	12	Depth of credit information index (0–6)	4	Cost to import (US\$ per container)	995
Time (days)	60	Public registry coverage (% of adults)	0.0	Enforcing contracts (rank)	122
Cost (% of income per capita)	9.3	Private bureau coverage (% of adults)	26.0	Procedures (number)	48
Getting electricity (rank)	52	Protecting investors (rank)	115	Time (days)	635
Procedures (number)	5	Extent of disclosure index (0–10)	8	Cost (% of claim)	14.7
Time (days)	90	Extent of director liability index (0–10)	4	Resolving insolvency (rank)	27
Cost (% of income per capita)	55.5	Ease of shareholder suits index (0–10)	2	Time (years)	2.5
		Strength of investor protection index (0–10)	4.7	Cost (% of estate)	10
		Paying taxes (rank)	7	Recovery rate (cents on the dollar)	67.4
		Payments (number per year)	13		
		Time (hours per year)	36		
		Total tax rate (% of profit)	13.5		
BANGLADESH		South Asia	GNI per capita (US\$)	840	
Ease of doing business (rank)	130	Low income	Population (m)	154.7	
✓ Starting a business (rank)	74	Registering property (rank)	177	Trading across borders (rank)	130
Procedures (number)	7	Procedures (number)	8	Documents to export (number)	6
Time (days)	10.5	Time (days)	245	Time to export (days)	25
Cost (% of income per capita)	19.9	Cost (% of property value)	6.7	Cost to export (US\$ per container)	1,075
Minimum capital (% of income per capita)	0.0	Getting credit (rank)	86	Documents to import (number)	8
Dealing with construction permits (rank)	93	Strength of legal rights index (0–10)	7	Time to import (days)	35
Procedures (number)	11	Depth of credit information index (0–6)	2	Cost to import (US\$ per container)	1,470
Time (days)	201	Public registry coverage (% of adults)	0.8	Enforcing contracts (rank)	185
Cost (% of income per capita)	110.3	Private bureau coverage (% of adults)	0.0	Procedures (number)	41
Getting electricity (rank)	189	Protecting investors (rank)	22	Time (days)	1,442
Procedures (number)	9	Extent of disclosure index (0–10)	6	Cost (% of claim)	66.8
Time (days)	404	Extent of director liability index (0–10)	7	Resolving insolvency (rank)	119
Cost (% of income per capita)	4,483.4	Ease of shareholder suits index (0–10)	7	Time (years)	4.0
		Strength of investor protection index (0–10)	6.7	Cost (% of estate)	8
		Paying taxes (rank)	100	Recovery rate (cents on the dollar)	25.8
		Payments (number per year)	20		
		Time (hours per year)	302		
		Total tax rate (% of profit)	35.0		
BARBADOS		Latin America & Caribbean	GNI per capita (US\$)	16,152	
Ease of doing business (rank)	91	High income	Population (m)	0.3	
Starting a business (rank)	77	Registering property (rank)	142	Trading across borders (rank)	30
Procedures (number)	8	Procedures (number)	6	Documents to export (number)	5
Time (days)	18	Time (days)	153	Time to export (days)	9
Cost (% of income per capita)	7.2	Cost (% of property value)	5.6	Cost to export (US\$ per container)	810
Minimum capital (% of income per capita)	0.0	Getting credit (rank)	86	Documents to import (number)	5
Dealing with construction permits (rank)	56	Strength of legal rights index (0–10)	9	Time to import (days)	8
Procedures (number)	10	Depth of credit information index (0–6)	0	Cost to import (US\$ per container)	1,615
Time (days)	442	Public registry coverage (% of adults)	0.0	Enforcing contracts (rank)	110
Cost (% of income per capita)	8.3	Private bureau coverage (% of adults)	0.0	Procedures (number)	38
Getting electricity (rank)	83	Protecting investors (rank)	170	Time (days)	1,340
Procedures (number)	7	Extent of disclosure index (0–10)	2	Cost (% of claim)	19.7
Time (days)	65	Extent of director liability index (0–10)	1	Resolving insolvency (rank)	28
Cost (% of income per capita)	60.9	Ease of shareholder suits index (0–10)	6	Time (years)	1.8
		Strength of investor protection index (0–10)	3.0	Cost (% of estate)	15
		Paying taxes (rank)	112	Recovery rate (cents on the dollar)	65.1
		Payments (number per year)	28		
		Time (hours per year)	237		
		Total tax rate (% of profit)	40.8		

Note: Most indicator sets refer to a case scenario in an economy's largest business city. For more details, see the data notes.

✓ Reform making it easier to do business ✗ Reform making it more difficult to do business

BELARUS		Europe & Central Asia Upper middle income	GNI per capita (US\$) Population (m)	6,530 9.5	
Ease of doing business (rank)	63				
✓ Starting a business (rank)	15	✓ Registering property (rank)	3	Trading across borders (rank)	149
Procedures (number)	5	Procedures (number)	2	Documents to export (number)	9
Time (days)	9	Time (days)	4	Time to export (days)	15
Cost (% of income per capita)	0.8	Cost (% of property value)	0.0	Cost to export (US\$ per container)	1,510
Minimum capital (% of income per capita)	0.0			Documents to import (number)	10
		Getting credit (rank)	109	Time to import (days)	30
Dealing with construction permits (rank)	30	Strength of legal rights index (0–10)	3	Cost to import (US\$ per container)	2,315
Procedures (number)	12	Depth of credit information index (0–6)	5		
Time (days)	128	Public registry coverage (% of adults)	60.3	Enforcing contracts (rank)	13
Cost (% of income per capita)	21.3	Private bureau coverage (% of adults)	0.0	Procedures (number)	29
				Time (days)	275
✓ Getting electricity (rank)	168	Protecting investors (rank)	98	Cost (% of claim)	23.4
Procedures (number)	7	Extent of disclosure index (0–10)	7		
Time (days)	161	Extent of director liability index (0–10)	0	✓ Resolving insolvency (rank)	74
Cost (% of income per capita)	431.7	Ease of shareholder suits index (0–10)	8	Time (years)	3.0
		Strength of investor protection index (0–10)	5.0	Cost (% of estate)	22
				Recovery rate (cents on the dollar)	36.9
		Paying taxes (rank)	133		
		Payments (number per year)	10		
		Time (hours per year)	319		
		Total tax rate (% of profit)	54.0		
BELGIUM		OECD high income High income	GNI per capita (US\$) Population (m)	44,990 11.1	
Ease of doing business (rank)	36				
Starting a business (rank)	49	Registering property (rank)	180	Trading across borders (rank)	28
Procedures (number)	3	Procedures (number)	8	Documents to export (number)	4
Time (days)	4	Time (days)	64	Time to export (days)	9
Cost (% of income per capita)	5.2	Cost (% of property value)	12.7	Cost to export (US\$ per container)	1,240
Minimum capital (% of income per capita)	18.2			Documents to import (number)	4
		Getting credit (rank)	73	Time to import (days)	8
Dealing with construction permits (rank)	100	Strength of legal rights index (0–10)	6	Cost to import (US\$ per container)	1,400
Procedures (number)	13	Depth of credit information index (0–6)	4		
Time (days)	214	Public registry coverage (% of adults)	96.2	Enforcing contracts (rank)	16
Cost (% of income per capita)	54.3	Private bureau coverage (% of adults)	0.0	Procedures (number)	26
				Time (days)	505
Getting electricity (rank)	90	Protecting investors (rank)	16	Cost (% of claim)	17.7
Procedures (number)	6	Extent of disclosure index (0–10)	8		
Time (days)	88	Extent of director liability index (0–10)	6	Resolving insolvency (rank)	6
Cost (% of income per capita)	92.5	Ease of shareholder suits index (0–10)	7	Time (years)	0.9
		Strength of investor protection index (0–10)	7.0	Cost (% of estate)	4
				Recovery rate (cents on the dollar)	89.0
		Paying taxes (rank)	76		
		Payments (number per year)	11		
		Time (hours per year)	160		
		Total tax rate (% of profit)	57.5		
BELIZE		Latin America & Caribbean Upper middle income	GNI per capita (US\$) Population (m)	4,180 0.3	
Ease of doing business (rank)	106				
Starting a business (rank)	167	Registering property (rank)	143	Trading across borders (rank)	101
Procedures (number)	9	Procedures (number)	8	Documents to export (number)	5
Time (days)	44	Time (days)	60	Time to export (days)	17
Cost (% of income per capita)	46.3	Cost (% of property value)	4.8	Cost to export (US\$ per container)	1,355
Minimum capital (% of income per capita)	0.0			Documents to import (number)	7
		Getting credit (rank)	130	Time to import (days)	19
Dealing with construction permits (rank)	16	Strength of legal rights index (0–10)	7	Cost to import (US\$ per container)	1,580
Procedures (number)	8	Depth of credit information index (0–6)	0		
Time (days)	91	Public registry coverage (% of adults)	0.0	Enforcing contracts (rank)	173
Cost (% of income per capita)	87.4	Private bureau coverage (% of adults)	0.0	Procedures (number)	51
				Time (days)	892
Getting electricity (rank)	57	Protecting investors (rank)	128	Cost (% of claim)	27.5
Procedures (number)	5	Extent of disclosure index (0–10)	3		
Time (days)	66	Extent of director liability index (0–10)	4	Resolving insolvency (rank)	30
Cost (% of income per capita)	357.5	Ease of shareholder suits index (0–10)	6	Time (years)	1.0
		Strength of investor protection index (0–10)	4.3	Cost (% of estate)	23
				Recovery rate (cents on the dollar)	64.5
		Paying taxes (rank)	48		
		Payments (number per year)	29		
		Time (hours per year)	147		
		Total tax rate (% of profit)	33.2		

Note: Most indicator sets refer to a case scenario in an economy's largest business city. For more details, see the data notes.

✓ Reform making it easier to do business ✗ Reform making it more difficult to do business

BENIN		Sub-Saharan Africa	GNI per capita (US\$)	750	
Ease of doing business (rank)	174	Low income	Population (m)	10.1	
✓ Starting a business (rank)	139	Registering property (rank)	137	✓ Trading across borders (rank)	119
Procedures (number)	4	Procedures (number)	4	Documents to export (number)	6
Time (days)	15	Time (days)	120	Time to export (days)	26
Cost (% of income per capita)	122.7	Cost (% of property value)	11.7	Cost to export (US\$ per container)	1,030
Minimum capital (% of income per capita)	261.2			Documents to import (number)	7
		Getting credit (rank)	130	Time to import (days)	27
Dealing with construction permits (rank)	95	Strength of legal rights index (0–10)	6	Cost to import (US\$ per container)	1,520
Procedures (number)	11	Depth of credit information index (0–6)	1		
Time (days)	188	Public registry coverage (% of adults)	10.1	Enforcing contracts (rank)	181
Cost (% of income per capita)	165.3	Private bureau coverage (% of adults)	0.0	Procedures (number)	42
				Time (days)	795
Getting electricity (rank)	160	Protecting investors (rank)	157	Cost (% of claim)	64.7
Procedures (number)	5	Extent of disclosure index (0–10)	6		
Time (days)	158	Extent of director liability index (0–10)	1	Resolving insolvency (rank)	140
Cost (% of income per capita)	16,321.0	Ease of shareholder suits index (0–10)	3	Time (years)	4.0
		Strength of investor protection index (0–10)	3.3	Cost (% of estate)	22
				Recovery rate (cents on the dollar)	18.1
		Paying taxes (rank)	179		
		Payments (number per year)	55		
		Time (hours per year)	270		
		Total tax rate (% of profit)	65.9		
BHUTAN		South Asia	GNI per capita (US\$)	2,420	
Ease of doing business (rank)	141	Lower middle income	Population (m)	0.7	
✓ Starting a business (rank)	86	Registering property (rank)	86	Trading across borders (rank)	172
Procedures (number)	8	Procedures (number)	3	Documents to export (number)	9
Time (days)	32	Time (days)	92	Time to export (days)	38
Cost (% of income per capita)	5.0	Cost (% of property value)	5.0	Cost to export (US\$ per container)	2,230
Minimum capital (% of income per capita)	0.0			Documents to import (number)	12
		✓ Getting credit (rank)	109	Time to import (days)	38
Dealing with construction permits (rank)	132	Strength of legal rights index (0–10)	3	Cost to import (US\$ per container)	2,330
Procedures (number)	22	Depth of credit information index (0–6)	5		
Time (days)	150	Public registry coverage (% of adults)	15.6	Enforcing contracts (rank)	37
Cost (% of income per capita)	77.6	Private bureau coverage (% of adults)	0.0	Procedures (number)	47
				Time (days)	225
Getting electricity (rank)	91	Protecting investors (rank)	147	Cost (% of claim)	0.1
Procedures (number)	5	Extent of disclosure index (0–10)	4		
Time (days)	82	Extent of director liability index (0–10)	3	Resolving insolvency (rank)	189
Cost (% of income per capita)	693.1	Ease of shareholder suits index (0–10)	4	Time (years)	NO PRACTICE
		Strength of investor protection index (0–10)	3.7	Cost (% of estate)	NO PRACTICE
				Recovery rate (cents on the dollar)	0.0
		Paying taxes (rank)	104		
		Payments (number per year)	19		
		Time (hours per year)	274		
		Total tax rate (% of profit)	40.8		
BOLIVIA		Latin America & Caribbean	GNI per capita (US\$)	2,220	
Ease of doing business (rank)	162	Lower middle income	Population (m)	10.5	
Starting a business (rank)	180	Registering property (rank)	144	Trading across borders (rank)	126
Procedures (number)	15	Procedures (number)	7	Documents to export (number)	7
Time (days)	49	Time (days)	91	Time to export (days)	21
Cost (% of income per capita)	71.6	Cost (% of property value)	4.7	Cost to export (US\$ per container)	1,440
Minimum capital (% of income per capita)	1.8			Documents to import (number)	6
		Getting credit (rank)	130	Time to import (days)	24
Dealing with construction permits (rank)	136	Strength of legal rights index (0–10)	1	Cost to import (US\$ per container)	1,745
Procedures (number)	16	Depth of credit information index (0–6)	6		
Time (days)	275.5	Public registry coverage (% of adults)	14.1	Enforcing contracts (rank)	131
Cost (% of income per capita)	61.4	Private bureau coverage (% of adults)	36.5	Procedures (number)	40
				Time (days)	591
Getting electricity (rank)	128	Protecting investors (rank)	138	Cost (% of claim)	33.2
Procedures (number)	8	Extent of disclosure index (0–10)	1		
Time (days)	42	Extent of director liability index (0–10)	5	Resolving insolvency (rank)	67
Cost (% of income per capita)	952.3	Ease of shareholder suits index (0–10)	6	Time (years)	1.8
		Strength of investor protection index (0–10)	4.0	Cost (% of estate)	15
				Recovery rate (cents on the dollar)	38.9
		Paying taxes (rank)	185		
		Payments (number per year)	42		
		Time (hours per year)	1,025		
		Total tax rate (% of profit)	83.4		

Note: Most indicator sets refer to a case scenario in an economy's largest business city. For more details, see the data notes.

✓ Reform making it easier to do business ✗ Reform making it more difficult to do business

BOSNIA AND HERZEGOVINA		Europe & Central Asia	GNI per capita (US\$)	4,650	
Ease of doing business (rank)	131	Upper middle income	Population (m)	3.8	
Starting a business (rank)	174	Registering property (rank)	96	Trading across borders (rank)	107
Procedures (number)	11	Procedures (number)	7	Documents to export (number)	8
Time (days)	37	Time (days)	25	Time to export (days)	16
Cost (% of income per capita)	14.9	Cost (% of property value)	5.3	Cost to export (US\$ per container)	1,260
Minimum capital (% of income per capita)	29.1			Documents to import (number)	8
		Getting credit (rank)	73	Time to import (days)	13
Dealing with construction permits (rank)	175	Strength of legal rights index (0–10)	5	Cost to import (US\$ per container)	1,200
Procedures (number)	17	Depth of credit information index (0–6)	5		
Time (days)	179	Public registry coverage (% of adults)	39.1	Enforcing contracts (rank)	115
Cost (% of income per capita)	1,100.2	Private bureau coverage (% of adults)	4.9	Procedures (number)	37
				Time (days)	595
Getting electricity (rank)	164	Protecting investors (rank)	115	Cost (% of claim)	34.0
Procedures (number)	8	Extent of disclosure index (0–10)	3		
Time (days)	125	Extent of director liability index (0–10)	6	Resolving insolvency (rank)	77
Cost (% of income per capita)	492.4	Ease of shareholder suits index (0–10)	5	Time (years)	3.3
		Strength of investor protection index (0–10)	4.7	Cost (% of estate)	9
				Recovery rate (cents on the dollar)	36.0
		✗ Paying taxes (rank)	135		
		Payments (number per year)	40		
		Time (hours per year)	407		
		Total tax rate (% of profit)	25.5		
BOTSWANA		Sub-Saharan Africa	GNI per capita (US\$)	7,720	
Ease of doing business (rank)	56	Upper middle income	Population (m)	2.0	
Starting a business (rank)	96	Registering property (rank)	41	Trading across borders (rank)	145
Procedures (number)	9	Procedures (number)	4	Documents to export (number)	6
Time (days)	60	Time (days)	15	Time to export (days)	27
Cost (% of income per capita)	1.2	Cost (% of property value)	5.1	Cost to export (US\$ per container)	3,045
Minimum capital (% of income per capita)	0.0			Documents to import (number)	6
		Getting credit (rank)	73	Time to import (days)	35
✓ Dealing with construction permits (rank)	69	Strength of legal rights index (0–10)	6	Cost to import (US\$ per container)	3,610
Procedures (number)	21	Depth of credit information index (0–6)	4		
Time (days)	111	Public registry coverage (% of adults)	0.0	Enforcing contracts (rank)	86
Cost (% of income per capita)	17.6	Private bureau coverage (% of adults)	60.7	Procedures (number)	28
				Time (days)	625
Getting electricity (rank)	107	Protecting investors (rank)	52	Cost (% of claim)	39.8
Procedures (number)	5	Extent of disclosure index (0–10)	7		
Time (days)	121	Extent of director liability index (0–10)	8	Resolving insolvency (rank)	34
Cost (% of income per capita)	389.1	Ease of shareholder suits index (0–10)	3	Time (years)	1.7
		Strength of investor protection index (0–10)	6.0	Cost (% of estate)	18
				Recovery rate (cents on the dollar)	61.9
		Paying taxes (rank)	47		
		Payments (number per year)	34		
		Time (hours per year)	152		
		Total tax rate (% of profit)	25.4		
BRAZIL		Latin America & Caribbean	GNI per capita (US\$)	11,630	
Ease of doing business (rank)	116	Upper middle income	Population (m)	198.7	
Starting a business (rank)	123	Registering property (rank)	107	Trading across borders (rank)	124
Procedures (number)	13	Procedures (number)	14	Documents to export (number)	6
Time (days)	107.5	Time (days)	30	Time to export (days)	13
Cost (% of income per capita)	4.6	Cost (% of property value)	2.6	Cost to export (US\$ per container)	2,215
Minimum capital (% of income per capita)	0.0			Documents to import (number)	8
		Getting credit (rank)	109	Time to import (days)	17
Dealing with construction permits (rank)	130	Strength of legal rights index (0–10)	3	Cost to import (US\$ per container)	2,275
Procedures (number)	15	Depth of credit information index (0–6)	5		
Time (days)	400	Public registry coverage (% of adults)	50.4	Enforcing contracts (rank)	121
Cost (% of income per capita)	34.8	Private bureau coverage (% of adults)	63.4	Procedures (number)	44
				Time (days)	731
Getting electricity (rank)	14	Protecting investors (rank)	80	Cost (% of claim)	16.5
Procedures (number)	4	Extent of disclosure index (0–10)	5		
Time (days)	58	Extent of director liability index (0–10)	8	Resolving insolvency (rank)	135
Cost (% of income per capita)	34.4	Ease of shareholder suits index (0–10)	3	Time (years)	4.0
		Strength of investor protection index (0–10)	5.3	Cost (% of estate)	12
				Recovery rate (cents on the dollar)	19.5
		Paying taxes (rank)	159		
		Payments (number per year)	9		
		Time (hours per year)	2,600		
		Total tax rate (% of profit)	68.3		

Note: Most indicator sets refer to a case scenario in an economy's largest business city. For more details, see the data notes.

✓ Reform making it easier to do business ✗ Reform making it more difficult to do business

BRUNEI DARUSSALAM		East Asia & Pacific	GNI per capita (US\$)	41,703
Ease of doing business (rank)		High income	Population (m)	
Starting a business (rank)	59	Registering property (rank)	116	Trading across borders (rank)
Procedures (number)	137	Procedures (number)	7	Documents to export (number)
Time (days)	15	Time (days)	298	Time to export (days)
Cost (% of income per capita)	101	Cost (% of property value)	0.6	Cost to export (US\$ per container)
Minimum capital (% of income per capita)	9.9			Documents to import (number)
	0.0	✓ Getting credit (rank)	55	Time to import (days)
		Strength of legal rights index (0–10)	7	Cost to import (US\$ per container)
Dealing with construction permits (rank)	46	Depth of credit information index (0–6)	4	
Procedures (number)	22	Public registry coverage (% of adults)	55.7	Enforcing contracts (rank)
Time (days)	95	Private bureau coverage (% of adults)	0.0	Procedures (number)
Cost (% of income per capita)	3.5			Time (days)
		Protecting investors (rank)	115	Cost (% of claim)
Getting electricity (rank)	29	Extent of disclosure index (0–10)	4	
Procedures (number)	5	Extent of director liability index (0–10)	2	Resolving insolvency (rank)
Time (days)	56	Ease of shareholder suits index (0–10)	8	Time (years)
Cost (% of income per capita)	35.9	Strength of investor protection index (0–10)	4.7	Cost (% of estate)
				Recovery rate (cents on the dollar)
		Paying taxes (rank)	20	
		Payments (number per year)	27	
		Time (hours per year)	96	
		Total tax rate (% of profit)	16.1	
BULGARIA		Europe & Central Asia	GNI per capita (US\$)	6,870
Ease of doing business (rank)		Upper middle income	Population (m)	
Starting a business (rank)	58	Registering property (rank)	62	Trading across borders (rank)
Procedures (number)	65	Procedures (number)	7	Documents to export (number)
Time (days)	4	Time (days)	14	Time to export (days)
Cost (% of income per capita)	18	Cost (% of property value)	2.9	Cost to export (US\$ per container)
Minimum capital (% of income per capita)	1.0			Documents to import (number)
	0.0	Getting credit (rank)	28	Time to import (days)
		Strength of legal rights index (0–10)	9	Cost to import (US\$ per container)
Dealing with construction permits (rank)	118	Depth of credit information index (0–6)	4	
Procedures (number)	18	Public registry coverage (% of adults)	61.0	Enforcing contracts (rank)
Time (days)	104	Private bureau coverage (% of adults)	0.0	Procedures (number)
Cost (% of income per capita)	222.9			Time (days)
		Protecting investors (rank)	52	Cost (% of claim)
Getting electricity (rank)	135	Extent of disclosure index (0–10)	10	
Procedures (number)	6	Extent of director liability index (0–10)	2	Resolving insolvency (rank)
Time (days)	130	Ease of shareholder suits index (0–10)	6	Time (years)
Cost (% of income per capita)	320.0	Strength of investor protection index (0–10)	6.0	Cost (% of estate)
				Recovery rate (cents on the dollar)
		Paying taxes (rank)	81	
		Payments (number per year)	13	
		Time (hours per year)	454	
		Total tax rate (% of profit)	27.7	
BURKINA FASO		Sub-Saharan Africa	GNI per capita (US\$)	670
Ease of doing business (rank)		Low income	Population (m)	
Starting a business (rank)	154	Registering property (rank)	123	Trading across borders (rank)
Procedures (number)	125	Procedures (number)	4	Documents to export (number)
Time (days)	3	Time (days)	67	Time to export (days)
Cost (% of income per capita)	13	Cost (% of property value)	12.3	Cost to export (US\$ per container)
Minimum capital (% of income per capita)	44.5			Documents to import (number)
	306.2	Getting credit (rank)	130	Time to import (days)
		Strength of legal rights index (0–10)	6	Cost to import (US\$ per container)
Dealing with construction permits (rank)	60	Depth of credit information index (0–6)	1	
Procedures (number)	12	Public registry coverage (% of adults)	2.0	Enforcing contracts (rank)
Time (days)	98	Private bureau coverage (% of adults)	0.0	Procedures (number)
Cost (% of income per capita)	329.4			Time (days)
		Protecting investors (rank)	147	Cost (% of claim)
Getting electricity (rank)	141	Extent of disclosure index (0–10)	6	
Procedures (number)	4	Extent of director liability index (0–10)	1	Resolving insolvency (rank)
Time (days)	158	Ease of shareholder suits index (0–10)	4	Time (years)
Cost (% of income per capita)	10,956.6	Strength of investor protection index (0–10)	3.7	Cost (% of estate)
				Recovery rate (cents on the dollar)
		✓ Paying taxes (rank)	160	
		Payments (number per year)	45	
		Time (hours per year)	270	
		Total tax rate (% of profit)	43.9	

Note: Most indicator sets refer to a case scenario in an economy's largest business city. For more details, see the data notes.

✓ Reform making it easier to do business ✗ Reform making it more difficult to do business

BURUNDI		Sub-Saharan Africa	GNI per capita (US\$)	240	
Ease of doing business (rank)		Low income	Population (m)	9.8	
✓ Starting a business (rank)	27	✓ Registering property (rank)	52	✓ Trading across borders (rank)	175
Procedures (number)	3	Procedures (number)	5	Documents to export (number)	9
Time (days)	5	Time (days)	26	Time to export (days)	32
Cost (% of income per capita)	17.5	Cost (% of property value)	3.2	Cost to export (US\$ per container)	2,905
Minimum capital (% of income per capita)	0.0			Documents to import (number)	10
		Getting credit (rank)	170	Time to import (days)	46
✓ Dealing with construction permits (rank)	126	Strength of legal rights index (0–10)	3	Cost to import (US\$ per container)	4,420
Procedures (number)	15	Depth of credit information index (0–6)	1		
Time (days)	99	Public registry coverage (% of adults)	0.3	Enforcing contracts (rank)	177
Cost (% of income per capita)	2,262.8	Private bureau coverage (% of adults)	0.0	Procedures (number)	44
				Time (days)	832
✓ Getting electricity (rank)	161	Protecting investors (rank)	34	Cost (% of claim)	38.6
Procedures (number)	5	Extent of disclosure index (0–10)	8		
Time (days)	158	Extent of director liability index (0–10)	7	Resolving insolvency (rank)	164
Cost (% of income per capita)	20,509.0	Ease of shareholder suits index (0–10)	4	Time (years)	5.0
		Strength of investor protection index (0–10)	6.3	Cost (% of estate)	30
				Recovery rate (cents on the dollar)	7.7
		✓ Paying taxes (rank)	143		
		Payments (number per year)	25		
		Time (hours per year)	274		
		Total tax rate (% of profit)	51.6		
CAMBODIA		East Asia & Pacific	GNI per capita (US\$)	880	
Ease of doing business (rank)		Low income	Population (m)	14.9	
✗ Starting a business (rank)	184	Registering property (rank)	118	Trading across borders (rank)	114
Procedures (number)	11	Procedures (number)	7	Documents to export (number)	8
Time (days)	104	Time (days)	56	Time to export (days)	22
Cost (% of income per capita)	150.6	Cost (% of property value)	4.4	Cost to export (US\$ per container)	795
Minimum capital (% of income per capita)	27.5			Documents to import (number)	9
		Getting credit (rank)	42	Time to import (days)	24
Dealing with construction permits (rank)	161	Strength of legal rights index (0–10)	8	Cost to import (US\$ per container)	930
Procedures (number)	21	Depth of credit information index (0–6)	4		
Time (days)	652	Public registry coverage (% of adults)	0.0	Enforcing contracts (rank)	162
Cost (% of income per capita)	35.7	Private bureau coverage (% of adults)	21.1	Procedures (number)	44
				Time (days)	483
Getting electricity (rank)	134	Protecting investors (rank)	80	Cost (% of claim)	103.4
Procedures (number)	4	Extent of disclosure index (0–10)	5		
Time (days)	168	Extent of director liability index (0–10)	10	Resolving insolvency (rank)	163
Cost (% of income per capita)	2,636.1	Ease of shareholder suits index (0–10)	1	Time (years)	6.0
		Strength of investor protection index (0–10)	5.3	Cost (% of estate)	28
				Recovery rate (cents on the dollar)	8.2
		Paying taxes (rank)	65		
		Payments (number per year)	40		
		Time (hours per year)	173		
		Total tax rate (% of profit)	21.4		
CAMEROON		Sub-Saharan Africa	GNI per capita (US\$)	1,170	
Ease of doing business (rank)		Lower middle income	Population (m)	21.7	
Starting a business (rank)	132	Registering property (rank)	159	Trading across borders (rank)	159
Procedures (number)	5	Procedures (number)	5	Documents to export (number)	11
Time (days)	15	Time (days)	86	Time to export (days)	23
Cost (% of income per capita)	36.2	Cost (% of property value)	19.1	Cost to export (US\$ per container)	1,379
Minimum capital (% of income per capita)	171.8			Documents to import (number)	11
		Getting credit (rank)	109	Time to import (days)	25
✗ Dealing with construction permits (rank)	127	Strength of legal rights index (0–10)	6	Cost to import (US\$ per container)	2,167
Procedures (number)	13	Depth of credit information index (0–6)	2		
Time (days)	139	Public registry coverage (% of adults)	8.9	Enforcing contracts (rank)	175
Cost (% of income per capita)	1,020.5	Private bureau coverage (% of adults)	0.0	Procedures (number)	42
				Time (days)	800
Getting electricity (rank)	62	Protecting investors (rank)	128	Cost (% of claim)	46.6
Procedures (number)	4	Extent of disclosure index (0–10)	6		
Time (days)	64	Extent of director liability index (0–10)	1	Resolving insolvency (rank)	151
Cost (% of income per capita)	1,831.8	Ease of shareholder suits index (0–10)	6	Time (years)	2.8
		Strength of investor protection index (0–10)	4.3	Cost (% of estate)	34
				Recovery rate (cents on the dollar)	15.4
		Paying taxes (rank)	180		
		Payments (number per year)	44		
		Time (hours per year)	630		
		Total tax rate (% of profit)	48.8		

Note: Most indicator sets refer to a case scenario in an economy's largest business city. For more details, see the data notes.

✓ Reform making it easier to do business ✗ Reform making it more difficult to do business

CANADA		OECD high income	GNI per capita (US\$)	50,970	
Ease of doing business (rank)	19	High income	Population (m)	34.9	
Starting a business (rank)	2	Registering property (rank)	55	Trading across borders (rank)	45
Procedures (number)	1	Procedures (number)	6	Documents to export (number)	3
Time (days)	5	Time (days)	16.5	Time to export (days)	8
Cost (% of income per capita)	0.4	Cost (% of property value)	3.4	Cost to export (US\$ per container)	1,680
Minimum capital (% of income per capita)	0.0			Documents to import (number)	3
		Getting credit (rank)	28	Time to import (days)	10
Dealing with construction permits (rank)	116	Strength of legal rights index (0–10)	7	Cost to import (US\$ per container)	1,680
Procedures (number)	13	Depth of credit information index (0–6)	6		
Time (days)	249	Public registry coverage (% of adults)	0.0	Enforcing contracts (rank)	58
Cost (% of income per capita)	61.0	Private bureau coverage (% of adults)	100.0	Procedures (number)	36
				Time (days)	570
Getting electricity (rank)	145	Protecting investors (rank)	4	Cost (% of claim)	22.3
Procedures (number)	7	Extent of disclosure index (0–10)	8		
Time (days)	142	Extent of director liability index (0–10)	9	Resolving insolvency (rank)	9
Cost (% of income per capita)	131.8	Ease of shareholder suits index (0–10)	9	Time (years)	0.8
		Strength of investor protection index (0–10)	8.7	Cost (% of estate)	7
				Recovery rate (cents on the dollar)	87.3
		Paying taxes (rank)	8		
		Payments (number per year)	8		
		Time (hours per year)	131		
		Total tax rate (% of profit)	24.3		
CAPE VERDE		Sub-Saharan Africa	GNI per capita (US\$)	3,810	
Ease of doing business (rank)	121	Lower middle income	Population (m)	0.5	
✓ Starting a business (rank)	66	✓ Registering property (rank)	64	Trading across borders (rank)	95
Procedures (number)	7	Procedures (number)	6	Documents to export (number)	7
Time (days)	10	Time (days)	22	Time to export (days)	19
Cost (% of income per capita)	13.5	Cost (% of property value)	3.7	Cost to export (US\$ per container)	1,125
Minimum capital (% of income per capita)	0.0			Documents to import (number)	7
		Getting credit (rank)	109	Time to import (days)	18
Dealing with construction permits (rank)	135	Strength of legal rights index (0–10)	3	Cost to import (US\$ per container)	925
Procedures (number)	17	Depth of credit information index (0–6)	5		
Time (days)	117	Public registry coverage (% of adults)	17.3	Enforcing contracts (rank)	35
Cost (% of income per capita)	416.1	Private bureau coverage (% of adults)	0.0	Procedures (number)	37
				Time (days)	425
Getting electricity (rank)	151	Protecting investors (rank)	138	Cost (% of claim)	19.8
Procedures (number)	7	Extent of disclosure index (0–10)	1		
Time (days)	88	Extent of director liability index (0–10)	5	Resolving insolvency (rank)	189
Cost (% of income per capita)	888.0	Ease of shareholder suits index (0–10)	6	Time (years)	NO PRACTICE
		Strength of investor protection index (0–10)	4.0	Cost (% of estate)	NO PRACTICE
				Recovery rate (cents on the dollar)	0.0
		Paying taxes (rank)	80		
		Payments (number per year)	30		
		Time (hours per year)	186		
		Total tax rate (% of profit)	37.2		
CENTRAL AFRICAN REPUBLIC		Sub-Saharan Africa	GNI per capita (US\$)	490	
Ease of doing business (rank)	188	Low income	Population (m)	4.5	
Starting a business (rank)	177	Registering property (rank)	141	✓ Trading across borders (rank)	185
Procedures (number)	8	Procedures (number)	5	Documents to export (number)	9
Time (days)	22	Time (days)	75	Time to export (days)	46
Cost (% of income per capita)	162.0	Cost (% of property value)	11.0	Cost to export (US\$ per container)	5,490
Minimum capital (% of income per capita)	411.4			Documents to import (number)	17
		Getting credit (rank)	109	Time to import (days)	55
Dealing with construction permits (rank)	156	Strength of legal rights index (0–10)	6	Cost to import (US\$ per container)	5,555
Procedures (number)	18	Depth of credit information index (0–6)	2		
Time (days)	203	Public registry coverage (% of adults)	3.1	Enforcing contracts (rank)	180
Cost (% of income per capita)	179.7	Private bureau coverage (% of adults)	0.0	Procedures (number)	43
				Time (days)	660
Getting electricity (rank)	177	Protecting investors (rank)	138	Cost (% of claim)	82.0
Procedures (number)	7	Extent of disclosure index (0–10)	6		
Time (days)	102	Extent of director liability index (0–10)	1	Resolving insolvency (rank)	189
Cost (% of income per capita)	11,674.9	Ease of shareholder suits index (0–10)	5	Time (years)	4.8
		Strength of investor protection index (0–10)	4.0	Cost (% of estate)	76
				Recovery rate (cents on the dollar)	0.0
		Paying taxes (rank)	188		
		Payments (number per year)	56		
		Time (hours per year)	483		
		Total tax rate (% of profit)	87.6		

Note: Most indicator sets refer to a case scenario in an economy's largest business city. For more details, see the data notes.

✓ Reform making it easier to do business ✗ Reform making it more difficult to do business

CHAD		Sub-Saharan Africa		GNI per capita (US\$)	740
Ease of doing business (rank)		189	Low income	Population (m)	12.4
Starting a business (rank)	183	✓ Registering property (rank)	146	✗ Trading across borders (rank)	183
Procedures (number)	9	Procedures (number)	6	Documents to export (number)	8
Time (days)	62	Time (days)	44	Time to export (days)	73
Cost (% of income per capita)	186.3	Cost (% of property value)	15.4	Cost to export (US\$ per container)	6,615
Minimum capital (% of income per capita)	251.6			Documents to import (number)	11
		Getting credit (rank)	130	Time to import (days)	98
Dealing with construction permits (rank)	139	Strength of legal rights index (0–10)	6	Cost to import (US\$ per container)	9,025
Procedures (number)	13	Depth of credit information index (0–6)	1		
Time (days)	154	Public registry coverage (% of adults)	0.8	Enforcing contracts (rank)	171
Cost (% of income per capita)	4,438.9	Private bureau coverage (% of adults)	0.0	Procedures (number)	41
				Time (days)	743
Getting electricity (rank)	149	Protecting investors (rank)	157	Cost (% of claim)	45.7
Procedures (number)	6	Extent of disclosure index (0–10)	6		
Time (days)	67	Extent of director liability index (0–10)	1	Resolving insolvency (rank)	189
Cost (% of income per capita)	9,580.1	Ease of shareholder suits index (0–10)	3	Time (years)	4.0
		Strength of investor protection index (0–10)	3.3	Cost (% of estate)	60
				Recovery rate (cents on the dollar)	0.0
		Paying taxes (rank)	189		
		Payments (number per year)	54		
		Time (hours per year)	732		
		Total tax rate (% of profit)	73.8		

CHILE		OECD high income		GNI per capita (US\$)	14,280
Ease of doing business (rank)		34	High income	Population (m)	17.5
✓ Starting a business (rank)	22	Registering property (rank)	55	Trading across borders (rank)	40
Procedures (number)	7	Procedures (number)	6	Documents to export (number)	5
Time (days)	5.5	Time (days)	28.5	Time to export (days)	15
Cost (% of income per capita)	0.7	Cost (% of property value)	1.2	Cost to export (US\$ per container)	980
Minimum capital (% of income per capita)	0.0			Documents to import (number)	5
		Getting credit (rank)	55	Time to import (days)	12
Dealing with construction permits (rank)	101	Strength of legal rights index (0–10)	6	Cost to import (US\$ per container)	930
Procedures (number)	15	Depth of credit information index (0–6)	5		
Time (days)	155	Public registry coverage (% of adults)	40.5	Enforcing contracts (rank)	64
Cost (% of income per capita)	69.9	Private bureau coverage (% of adults)	5.9	Procedures (number)	36
				Time (days)	480
Getting electricity (rank)	43	Protecting investors (rank)	34	Cost (% of claim)	28.6
Procedures (number)	6	Extent of disclosure index (0–10)	8		
Time (days)	30	Extent of director liability index (0–10)	6	Resolving insolvency (rank)	102
Cost (% of income per capita)	63.9	Ease of shareholder suits index (0–10)	5	Time (years)	3.2
		Strength of investor protection index (0–10)	6.3	Cost (% of estate)	15
				Recovery rate (cents on the dollar)	29.1
		Paying taxes (rank)	38		
		Payments (number per year)	7		
		Time (hours per year)	291		
		Total tax rate (% of profit)	27.7		

CHINA		East Asia & Pacific		GNI per capita (US\$)	5,740
Ease of doing business (rank)		96	Upper middle income	Population (m)	1,350.7
Starting a business (rank)	158	Registering property (rank)	48	Trading across borders (rank)	74
Procedures (number)	13	Procedures (number)	4	Documents to export (number)	8
Time (days)	33	Time (days)	29	Time to export (days)	21
Cost (% of income per capita)	2.0	Cost (% of property value)	3.6	Cost to export (US\$ per container)	620
Minimum capital (% of income per capita)	78.2			Documents to import (number)	5
		✓ Getting credit (rank)	73	Time to import (days)	24
Dealing with construction permits (rank)	185	Strength of legal rights index (0–10)	5	Cost to import (US\$ per container)	615
Procedures (number)	25	Depth of credit information index (0–6)	5		
Time (days)	270	Public registry coverage (% of adults)	30.2	✓ Enforcing contracts (rank)	19
Cost (% of income per capita)	344.7	Private bureau coverage (% of adults)	0.0	Procedures (number)	37
				Time (days)	406
Getting electricity (rank)	119	Protecting investors (rank)	98	Cost (% of claim)	11.1
Procedures (number)	5	Extent of disclosure index (0–10)	10		
Time (days)	145	Extent of director liability index (0–10)	1	Resolving insolvency (rank)	78
Cost (% of income per capita)	499.2	Ease of shareholder suits index (0–10)	4	Time (years)	1.7
		Strength of investor protection index (0–10)	5.0	Cost (% of estate)	22
				Recovery rate (cents on the dollar)	36.0
		Paying taxes (rank)	120		
		Payments (number per year)	7		
		Time (hours per year)	318		
		Total tax rate (% of profit)	63.7		

Note: Most indicator sets refer to a case scenario in an economy's largest business city. For more details, see the data notes.

✓ Reform making it easier to do business ✗ Reform making it more difficult to do business

COLOMBIA		Latin America & Caribbean	GNI per capita (US\$)	6,990	
Ease of doing business (rank)	43	Upper middle income	Population (m)	47.7	
Starting a business (rank)	79	Registering property (rank)	53	Trading across borders (rank)	94
Procedures (number)	9	Procedures (number)	7	Documents to export (number)	4
Time (days)	15	Time (days)	13	Time to export (days)	14
Cost (% of income per capita)	7.5	Cost (% of property value)	2.0	Cost to export (US\$ per container)	2,355
Minimum capital (% of income per capita)	0.0			Documents to import (number)	6
		Getting credit (rank)	73	Time to import (days)	13
Dealing with construction permits (rank)	24	Strength of legal rights index (0–10)	5	Cost to import (US\$ per container)	2,470
Procedures (number)	8	Depth of credit information index (0–6)	5		
Time (days)	54	Public registry coverage (% of adults)	0.0	✓ Enforcing contracts (rank)	155
Cost (% of income per capita)	295.4	Private bureau coverage (% of adults)	83.8	Procedures (number)	34
				Time (days)	1,288
✓ Getting electricity (rank)	101	Protecting investors (rank)	6	Cost (% of claim)	47.9
Procedures (number)	5	Extent of disclosure index (0–10)	9		
Time (days)	105	Extent of director liability index (0–10)	8	Resolving insolvency (rank)	25
Cost (% of income per capita)	541.6	Ease of shareholder suits index (0–10)	8	Time (years)	1.7
		Strength of investor protection index (0–10)	8.3	Cost (% of estate)	6
				Recovery rate (cents on the dollar)	70.3
		Paying taxes (rank)	104		
		Payments (number per year)	10		
		Time (hours per year)	203		
		Total tax rate (% of profit)	76.0		
COMOROS		Sub-Saharan Africa	GNI per capita (US\$)	840	
Ease of doing business (rank)	158	Low income	Population (m)	0.7	
✓ Starting a business (rank)	163	Registering property (rank)	79	Trading across borders (rank)	146
Procedures (number)	8	Procedures (number)	4	Documents to export (number)	9
Time (days)	15	Time (days)	30	Time to export (days)	31
Cost (% of income per capita)	119.2	Cost (% of property value)	10.5	Cost to export (US\$ per container)	1,295
Minimum capital (% of income per capita)	237.0			Documents to import (number)	10
		Getting credit (rank)	159	Time to import (days)	26
Dealing with construction permits (rank)	44	Strength of legal rights index (0–10)	6	Cost to import (US\$ per container)	1,295
Procedures (number)	13	Depth of credit information index (0–6)	0		
Time (days)	109	Public registry coverage (% of adults)	0.0	Enforcing contracts (rank)	159
Cost (% of income per capita)	67.4	Private bureau coverage (% of adults)	0.0	Procedures (number)	43
				Time (days)	506
Getting electricity (rank)	109	Protecting investors (rank)	138	Cost (% of claim)	89.4
Procedures (number)	3	Extent of disclosure index (0–10)	6		
Time (days)	120	Extent of director liability index (0–10)	1	Resolving insolvency (rank)	189
Cost (% of income per capita)	2,224.9	Ease of shareholder suits index (0–10)	5	Time (years)	NO PRACTICE
		Strength of investor protection index (0–10)	4.0	Cost (% of estate)	NO PRACTICE
				Recovery rate (cents on the dollar)	0.0
		Paying taxes (rank)	123		
		Payments (number per year)	33		
		Time (hours per year)	100		
		Total tax rate (% of profit)	217.9		
CONGO, DEM. REP.		Sub-Saharan Africa	GNI per capita (US\$)	220	
Ease of doing business (rank)	183	Low income	Population (m)	65.7	
✗ Starting a business (rank)	185	Registering property (rank)	133	Trading across borders (rank)	171
Procedures (number)	11	Procedures (number)	7	Documents to export (number)	8
Time (days)	31	Time (days)	49	Time to export (days)	44
Cost (% of income per capita)	200.1	Cost (% of property value)	6.6	Cost to export (US\$ per container)	3,155
Minimum capital (% of income per capita)	909.1			Documents to import (number)	9
		✓ Getting credit (rank)	159	Time to import (days)	63
Dealing with construction permits (rank)	90	Strength of legal rights index (0–10)	6	Cost to import (US\$ per container)	3,890
Procedures (number)	11	Depth of credit information index (0–6)	0		
Time (days)	117	Public registry coverage (% of adults)	0.0	Enforcing contracts (rank)	177
Cost (% of income per capita)	1,366.9	Private bureau coverage (% of adults)	0.0	Procedures (number)	43
				Time (days)	610
Getting electricity (rank)	142	✓ Protecting investors (rank)	147	Cost (% of claim)	147.6
Procedures (number)	6	Extent of disclosure index (0–10)	6		
Time (days)	58	Extent of director liability index (0–10)	1	✓ Resolving insolvency (rank)	167
Cost (% of income per capita)	23,025.1	Ease of shareholder suits index (0–10)	4	Time (years)	5.2
		Strength of investor protection index (0–10)	3.7	Cost (% of estate)	29
				Recovery rate (cents on the dollar)	4.5
		✗ Paying taxes (rank)	176		
		Payments (number per year)	32		
		Time (hours per year)	348		
		Total tax rate (% of profit)	118.1		

Note: Most indicator sets refer to a case scenario in an economy's largest business city. For more details, see the data notes.

✓ Reform making it easier to do business ✗ Reform making it more difficult to do business

CONGO, REP.		Sub-Saharan Africa	GNI per capita (US\$)	2,550	
Ease of doing business (rank)		Lower middle income	Population (m)	4.3	
✓ Starting a business (rank)	182	Registering property (rank)	164	✓ Trading across borders (rank)	180
Procedures (number)	11	Procedures (number)	6	Documents to export (number)	11
Time (days)	101	Time (days)	55	Time to export (days)	50
Cost (% of income per capita)	52.1	Cost (% of property value)	21.2	Cost to export (US\$ per container)	3,795
Minimum capital (% of income per capita)	78.5			Documents to import (number)	10
		Getting credit (rank)	109	Time to import (days)	54
Dealing with construction permits (rank)	142	Strength of legal rights index (0–10)	6	Cost to import (US\$ per container)	7,590
Procedures (number)	14	Depth of credit information index (0–6)	2		
Time (days)	161	Public registry coverage (% of adults)	9.0	Enforcing contracts (rank)	164
Cost (% of income per capita)	878.5	Private bureau coverage (% of adults)	0.0	Procedures (number)	44
				Time (days)	560
Getting electricity (rank)	175	Protecting investors (rank)	157	Cost (% of claim)	53.2
Procedures (number)	6	Extent of disclosure index (0–10)	6		
Time (days)	135	Extent of director liability index (0–10)	1	Resolving insolvency (rank)	142
Cost (% of income per capita)	4,657.6	Ease of shareholder suits index (0–10)	3	Time (years)	3.3
		Strength of investor protection index (0–10)	3.3	Cost (% of estate)	25
				Recovery rate (cents on the dollar)	17.9
		✓ Paying taxes (rank)	183		
		Payments (number per year)	49		
		Time (hours per year)	602		
		Total tax rate (% of profit)	63.8		
COSTA RICA		Latin America & Caribbean	GNI per capita (US\$)	8,740	
Ease of doing business (rank)		Upper middle income	Population (m)	4.8	
✓ Starting a business (rank)	102	Registering property (rank)	46	Trading across borders (rank)	44
Procedures (number)	9	Procedures (number)	5	Documents to export (number)	5
Time (days)	24	Time (days)	19	Time to export (days)	13
Cost (% of income per capita)	9.5	Cost (% of property value)	3.4	Cost to export (US\$ per container)	1,015
Minimum capital (% of income per capita)	0.0			Documents to import (number)	5
		Getting credit (rank)	86	Time to import (days)	14
✓ Dealing with construction permits (rank)	82	Strength of legal rights index (0–10)	3	Cost to import (US\$ per container)	1,070
Procedures (number)	14	Depth of credit information index (0–6)	6		
Time (days)	123	Public registry coverage (% of adults)	25.4	Enforcing contracts (rank)	130
Cost (% of income per capita)	137.0	Private bureau coverage (% of adults)	100.0	Procedures (number)	40
				Time (days)	852
Getting electricity (rank)	47	Protecting investors (rank)	170	Cost (% of claim)	24.3
Procedures (number)	5	Extent of disclosure index (0–10)	2		
Time (days)	62	Extent of director liability index (0–10)	5	Resolving insolvency (rank)	124
Cost (% of income per capita)	226.9	Ease of shareholder suits index (0–10)	2	Time (years)	3.0
		Strength of investor protection index (0–10)	3.0	Cost (% of estate)	15
				Recovery rate (cents on the dollar)	24.5
		Paying taxes (rank)	136		
		Payments (number per year)	22		
		Time (hours per year)	226		
		Total tax rate (% of profit)	55.3		
CÔTE D'IVOIRE		Sub-Saharan Africa	GNI per capita (US\$)	1,220	
Ease of doing business (rank)		Lower middle income	Population (m)	19.8	
✓ Starting a business (rank)	115	✓ Registering property (rank)	127	Trading across borders (rank)	165
Procedures (number)	5	Procedures (number)	6	Documents to export (number)	9
Time (days)	8	Time (days)	42	Time to export (days)	25
Cost (% of income per capita)	44.4	Cost (% of property value)	10.8	Cost to export (US\$ per container)	1,990
Minimum capital (% of income per capita)	164.4			Documents to import (number)	10
		Getting credit (rank)	130	Time to import (days)	34
✓ Dealing with construction permits (rank)	162	Strength of legal rights index (0–10)	6	Cost to import (US\$ per container)	2,710
Procedures (number)	16	Depth of credit information index (0–6)	1		
Time (days)	364	Public registry coverage (% of adults)	3.2	✓ Enforcing contracts (rank)	88
Cost (% of income per capita)	134.8	Private bureau coverage (% of adults)	0.0	Procedures (number)	32
				Time (days)	585
Getting electricity (rank)	153	Protecting investors (rank)	157	Cost (% of claim)	41.7
Procedures (number)	8	Extent of disclosure index (0–10)	6		
Time (days)	55	Extent of director liability index (0–10)	1	Resolving insolvency (rank)	95
Cost (% of income per capita)	3,366.3	Ease of shareholder suits index (0–10)	3	Time (years)	2.2
		Strength of investor protection index (0–10)	3.3	Cost (% of estate)	18
				Recovery rate (cents on the dollar)	31.8
		✗ Paying taxes (rank)	173		
		Payments (number per year)	62		
		Time (hours per year)	270		
		Total tax rate (% of profit)	46.4		

Note: Most indicator sets refer to a case scenario in an economy's largest business city. For more details, see the data notes.

✓ Reform making it easier to do business ✗ Reform making it more difficult to do business

CROATIA		Europe & Central Asia		GNI per capita (US\$)	13,290
Ease of doing business (rank)	89	High income		Population (m)	4.3
✓ Starting a business (rank)	80	Registering property (rank)	106	✓ Trading across borders (rank)	99
Procedures (number)	6	Procedures (number)	5	Documents to export (number)	7
Time (days)	8	Time (days)	102.5	Time to export (days)	18
Cost (% of income per capita)	9.3	Cost (% of property value)	5.0	Cost to export (US\$ per container)	1,335
Minimum capital (% of income per capita)	0.0			Documents to import (number)	7
		Getting credit (rank)	42	Time to import (days)	15
Dealing with construction permits (rank)	152	Strength of legal rights index (0–10)	7	Cost to import (US\$ per container)	1,185
Procedures (number)	12	Depth of credit information index (0–6)	5		
Time (days)	317	Public registry coverage (% of adults)	0.0	✓ Enforcing contracts (rank)	49
Cost (% of income per capita)	646.5	Private bureau coverage (% of adults)	100.0	Procedures (number)	38
				Time (days)	572
Getting electricity (rank)	60	Protecting investors (rank)	157	Cost (% of claim)	13.8
Procedures (number)	5	Extent of disclosure index (0–10)	1		
Time (days)	70	Extent of director liability index (0–10)	5	✓ Resolving insolvency (rank)	98
Cost (% of income per capita)	319.8	Ease of shareholder suits index (0–10)	4	Time (years)	3.1
		Strength of investor protection index (0–10)	3.3	Cost (% of estate)	15
				Recovery rate (cents on the dollar)	30.3
		✓ Paying taxes (rank)	34		
		Payments (number per year)	19		
		Time (hours per year)	196		
		Total tax rate (% of profit)	19.8		
CYPRUS		Europe & Central Asia		GNI per capita (US\$)	26,000
Ease of doing business (rank)	39	High income		Population (m)	1.1
Starting a business (rank)	44	Registering property (rank)	103	Trading across borders (rank)	27
Procedures (number)	6	Procedures (number)	6	Documents to export (number)	5
Time (days)	8	Time (days)	28	Time to export (days)	7
Cost (% of income per capita)	12.3	Cost (% of property value)	10.3	Cost to export (US\$ per container)	865
Minimum capital (% of income per capita)	0.0			Documents to import (number)	7
		Getting credit (rank)	55	Time to import (days)	5
Dealing with construction permits (rank)	86	Strength of legal rights index (0–10)	9	Cost to import (US\$ per container)	1,010
Procedures (number)	9	Depth of credit information index (0–6)	2		
Time (days)	677	Public registry coverage (% of adults)	0.0	Enforcing contracts (rank)	110
Cost (% of income per capita)	57.0	Private bureau coverage (% of adults)	6.7	Procedures (number)	43
				Time (days)	735
Getting electricity (rank)	108	Protecting investors (rank)	34	Cost (% of claim)	16.4
Procedures (number)	5	Extent of disclosure index (0–10)	8		
Time (days)	247	Extent of director liability index (0–10)	4	Resolving insolvency (rank)	24
Cost (% of income per capita)	96.6	Ease of shareholder suits index (0–10)	7	Time (years)	1.5
		Strength of investor protection index (0–10)	6.3	Cost (% of estate)	15
				Recovery rate (cents on the dollar)	70.5
		Paying taxes (rank)	33		
		Payments (number per year)	30		
		Time (hours per year)	147		
		Total tax rate (% of profit)	22.5		
CZECH REPUBLIC		OECD high income		GNI per capita (US\$)	18,130
Ease of doing business (rank)	75	High income		Population (m)	10.5
Starting a business (rank)	146	✗ Registering property (rank)	37	Trading across borders (rank)	68
Procedures (number)	9	Procedures (number)	3	Documents to export (number)	4
Time (days)	19.5	Time (days)	24	Time to export (days)	17
Cost (% of income per capita)	8.2	Cost (% of property value)	4.0	Cost to export (US\$ per container)	1,215
Minimum capital (% of income per capita)	29.5			Documents to import (number)	6
		Getting credit (rank)	55	Time to import (days)	17
Dealing with construction permits (rank)	86	Strength of legal rights index (0–10)	6	Cost to import (US\$ per container)	1,190
Procedures (number)	33	Depth of credit information index (0–6)	5		
Time (days)	120	Public registry coverage (% of adults)	6.4	✓ Enforcing contracts (rank)	75
Cost (% of income per capita)	10.5	Private bureau coverage (% of adults)	76.0	Procedures (number)	27
				Time (days)	611
Getting electricity (rank)	146	Protecting investors (rank)	98	Cost (% of claim)	33.0
Procedures (number)	6	Extent of disclosure index (0–10)	2		
Time (days)	279	Extent of director liability index (0–10)	5	Resolving insolvency (rank)	29
Cost (% of income per capita)	179.0	Ease of shareholder suits index (0–10)	8	Time (years)	2.1
		Strength of investor protection index (0–10)	5.0	Cost (% of estate)	17
				Recovery rate (cents on the dollar)	65.0
		Paying taxes (rank)	122		
		Payments (number per year)	8		
		Time (hours per year)	413		
		Total tax rate (% of profit)	48.1		

Note: Most indicator sets refer to a case scenario in an economy's largest business city. For more details, see the data notes.

✓ Reform making it easier to do business ✗ Reform making it more difficult to do business

DENMARK		OECD high income	GNI per capita (US\$)	59,770	
Ease of doing business (rank)		High income	Population (m)	5.6	
Starting a business (rank)	40	Registering property (rank)	7	Trading across borders (rank)	8
Procedures (number)	4	Procedures (number)	3	Documents to export (number)	4
Time (days)	5.5	Time (days)	4	Time to export (days)	6
Cost (% of income per capita)	0.2	Cost (% of property value)	0.6	Cost to export (US\$ per container)	795
Minimum capital (% of income per capita)	23.9			Documents to import (number)	3
		Getting credit (rank)	28	Time to import (days)	5
✗ Dealing with construction permits (rank)	8	Strength of legal rights index (0–10)	9	Cost to import (US\$ per container)	745
Procedures (number)	8	Depth of credit information index (0–6)	4		
Time (days)	67	Public registry coverage (% of adults)	0.0	Enforcing contracts (rank)	32
Cost (% of income per capita)	87.2	Private bureau coverage (% of adults)	7.5	Procedures (number)	35
				Time (days)	410
Getting electricity (rank)	18	Protecting investors (rank)	34	Cost (% of claim)	23.3
Procedures (number)	4	Extent of disclosure index (0–10)	7		
Time (days)	38	Extent of director liability index (0–10)	5	Resolving insolvency (rank)	10
Cost (% of income per capita)	118.4	Ease of shareholder suits index (0–10)	7	Time (years)	1.0
		Strength of investor protection index (0–10)	6.3	Cost (% of estate)	4
				Recovery rate (cents on the dollar)	87.0
		Paying taxes (rank)	12		
		Payments (number per year)	10		
		Time (hours per year)	130		
		Total tax rate (% of profit)	27.0		
DJIBOUTI		Middle East & North Africa	GNI per capita (US\$)	1,523	
Ease of doing business (rank)		Lower middle income	Population (m)	0.9	
✓ Starting a business (rank)	127	Registering property (rank)	133	Trading across borders (rank)	60
Procedures (number)	9	Procedures (number)	6	Documents to export (number)	5
Time (days)	17	Time (days)	39	Time to export (days)	20
Cost (% of income per capita)	184.7	Cost (% of property value)	12.8	Cost to export (US\$ per container)	885
Minimum capital (% of income per capita)	0.0			Documents to import (number)	5
		✓ Getting credit (rank)	180	Time to import (days)	18
Dealing with construction permits (rank)	157	Strength of legal rights index (0–10)	2	Cost to import (US\$ per container)	910
Procedures (number)	15	Depth of credit information index (0–6)	1		
Time (days)	167	Public registry coverage (% of adults)	0.3	Enforcing contracts (rank)	163
Cost (% of income per capita)	1,949.2	Private bureau coverage (% of adults)	0.0	Procedures (number)	40
				Time (days)	1,225
Getting electricity (rank)	144	Protecting investors (rank)	182	Cost (% of claim)	34.0
Procedures (number)	4	Extent of disclosure index (0–10)	5		
Time (days)	180	Extent of director liability index (0–10)	2	✓ Resolving insolvency (rank)	147
Cost (% of income per capita)	7,487.0	Ease of shareholder suits index (0–10)	0	Time (years)	5.0
		Strength of investor protection index (0–10)	2.3	Cost (% of estate)	18
				Recovery rate (cents on the dollar)	16.8
		Paying taxes (rank)	66		
		Payments (number per year)	35		
		Time (hours per year)	82		
		Total tax rate (% of profit)	37.8		
DOMINICA		Latin America & Caribbean	GNI per capita (US\$)	6,460	
Ease of doing business (rank)		Upper middle income	Population (m)	0.1	
Starting a business (rank)	51	Registering property (rank)	119	Trading across borders (rank)	88
Procedures (number)	5	Procedures (number)	5	Documents to export (number)	6
Time (days)	12	Time (days)	42	Time to export (days)	13
Cost (% of income per capita)	16.6	Cost (% of property value)	13.3	Cost to export (US\$ per container)	990
Minimum capital (% of income per capita)	0.0			Documents to import (number)	8
		Getting credit (rank)	86	Time to import (days)	14
Dealing with construction permits (rank)	22	Strength of legal rights index (0–10)	9	Cost to import (US\$ per container)	1,600
Procedures (number)	9	Depth of credit information index (0–6)	0		
Time (days)	171	Public registry coverage (% of adults)	0.0	Enforcing contracts (rank)	172
Cost (% of income per capita)	8.3	Private bureau coverage (% of adults)	0.0	Procedures (number)	46
				Time (days)	681
Getting electricity (rank)	64	Protecting investors (rank)	34	Cost (% of claim)	36.0
Procedures (number)	5	Extent of disclosure index (0–10)	4		
Time (days)	61	Extent of director liability index (0–10)	8	Resolving insolvency (rank)	105
Cost (% of income per capita)	649.7	Ease of shareholder suits index (0–10)	7	Time (years)	4.0
		Strength of investor protection index (0–10)	6.3	Cost (% of estate)	10
				Recovery rate (cents on the dollar)	28.3
		Paying taxes (rank)	75		
		Payments (number per year)	37		
		Time (hours per year)	117		
		Total tax rate (% of profit)	37.1		

Note: Most indicator sets refer to a case scenario in an economy's largest business city. For more details, see the data notes.

✓ Reform making it easier to do business ✗ Reform making it more difficult to do business

DOMINICAN REPUBLIC		Latin America & Caribbean	GNI per capita (US\$)	5,470	
Ease of doing business (rank)	117	Upper middle income	Population (m)	10.3	
Starting a business (rank)	144	Registering property (rank)	115	Trading across borders (rank)	33
Procedures (number)	7	Procedures (number)	7	Documents to export (number)	5
Time (days)	18.5	Time (days)	60	Time to export (days)	8
Cost (% of income per capita)	17.3	Cost (% of property value)	3.7	Cost to export (US\$ per container)	1,040
Minimum capital (% of income per capita)	46.0			Documents to import (number)	6
		Getting credit (rank)	86	Time to import (days)	10
Dealing with construction permits (rank)	121	Strength of legal rights index (0–10)	3	Cost to import (US\$ per container)	1,145
Procedures (number)	14	Depth of credit information index (0–6)	6		
Time (days)	216	Public registry coverage (% of adults)	59.7	Enforcing contracts (rank)	81
Cost (% of income per capita)	67.9	Private bureau coverage (% of adults)	59.8	Procedures (number)	34
				Time (days)	460
Getting electricity (rank)	127	Protecting investors (rank)	98	Cost (% of claim)	40.9
Procedures (number)	7	Extent of disclosure index (0–10)	5		
Time (days)	82	Extent of director liability index (0–10)	4	Resolving insolvency (rank)	159
Cost (% of income per capita)	300.9	Ease of shareholder suits index (0–10)	6	Time (years)	3.5
		Strength of investor protection index (0–10)	5.0	Cost (% of estate)	38
				Recovery rate (cents on the dollar)	8.8
		Paying taxes (rank)	106		
		Payments (number per year)	9		
		Time (hours per year)	324		
		Total tax rate (% of profit)	43.5		
ECUADOR		Latin America & Caribbean	GNI per capita (US\$)	5,190	
Ease of doing business (rank)	135	Upper middle income	Population (m)	15.5	
Starting a business (rank)	176	Registering property (rank)	91	Trading across borders (rank)	122
Procedures (number)	13	Procedures (number)	8	Documents to export (number)	7
Time (days)	55.5	Time (days)	39	Time to export (days)	20
Cost (% of income per capita)	25.3	Cost (% of property value)	2.0	Cost to export (US\$ per container)	1,535
Minimum capital (% of income per capita)	3.7			Documents to import (number)	6
		Getting credit (rank)	86	Time to import (days)	25
Dealing with construction permits (rank)	64	Strength of legal rights index (0–10)	3	Cost to import (US\$ per container)	1,520
Procedures (number)	16	Depth of credit information index (0–6)	6		
Time (days)	115	Public registry coverage (% of adults)	0.0	Enforcing contracts (rank)	99
Cost (% of income per capita)	55.6	Private bureau coverage (% of adults)	70.9	Procedures (number)	39
				Time (days)	588
✓ Getting electricity (rank)	138	Protecting investors (rank)	138	Cost (% of claim)	27.2
Procedures (number)	7	Extent of disclosure index (0–10)	1		
Time (days)	74	Extent of director liability index (0–10)	5	Resolving insolvency (rank)	143
Cost (% of income per capita)	677.7	Ease of shareholder suits index (0–10)	6	Time (years)	5.3
		Strength of investor protection index (0–10)	4.0	Cost (% of estate)	18
				Recovery rate (cents on the dollar)	17.9
		Paying taxes (rank)	91		
		Payments (number per year)	8		
		Time (hours per year)	654		
		Total tax rate (% of profit)	33.9		
EGYPT, ARAB REP.		Middle East & North Africa	GNI per capita (US\$)	3,000	
Ease of doing business (rank)	128	Lower middle income	Population (m)	80.7	
Starting a business (rank)	50	Registering property (rank)	105	Trading across borders (rank)	83
Procedures (number)	7	Procedures (number)	8	Documents to export (number)	8
Time (days)	8	Time (days)	63	Time to export (days)	12
Cost (% of income per capita)	9.7	Cost (% of property value)	0.7	Cost to export (US\$ per container)	625
Minimum capital (% of income per capita)	0.0			Documents to import (number)	10
		Getting credit (rank)	86	Time to import (days)	15
Dealing with construction permits (rank)	149	Strength of legal rights index (0–10)	3	Cost to import (US\$ per container)	790
Procedures (number)	21	Depth of credit information index (0–6)	6		
Time (days)	179	Public registry coverage (% of adults)	5.3	Enforcing contracts (rank)	156
Cost (% of income per capita)	108.0	Private bureau coverage (% of adults)	19.6	Procedures (number)	42
				Time (days)	1,010
Getting electricity (rank)	105	Protecting investors (rank)	147	Cost (% of claim)	26.2
Procedures (number)	7	Extent of disclosure index (0–10)	5		
Time (days)	54	Extent of director liability index (0–10)	3	Resolving insolvency (rank)	146
Cost (% of income per capita)	337.4	Ease of shareholder suits index (0–10)	3	Time (years)	4.2
		Strength of investor protection index (0–10)	3.7	Cost (% of estate)	22
				Recovery rate (cents on the dollar)	16.9
		✗ Paying taxes (rank)	148		
		Payments (number per year)	29		
		Time (hours per year)	392		
		Total tax rate (% of profit)	42.6		

Note: Most indicator sets refer to a case scenario in an economy's largest business city. For more details, see the data notes.

✓ Reform making it easier to do business ✗ Reform making it more difficult to do business

EL SALVADOR		Latin America & Caribbean	GNI per capita (US\$)	3,580	
Ease of doing business (rank)	118	Lower middle income	Population (m)	6.3	
Starting a business (rank)	148	Registering property (rank)	59	✓ Trading across borders (rank)	64
Procedures (number)	8	Procedures (number)	5	Documents to export (number)	7
Time (days)	16.5	Time (days)	31	Time to export (days)	13
Cost (% of income per capita)	45.5	Cost (% of property value)	3.8	Cost to export (US\$ per container)	980
Minimum capital (% of income per capita)	2.8			Documents to import (number)	7
		Getting credit (rank)	55	Time to import (days)	10
Dealing with construction permits (rank)	144	Strength of legal rights index (0–10)	5	Cost to import (US\$ per container)	970
Procedures (number)	24	Depth of credit information index (0–6)	6		
Time (days)	144	Public registry coverage (% of adults)	27.3	Enforcing contracts (rank)	68
Cost (% of income per capita)	157.0	Private bureau coverage (% of adults)	83.3	Procedures (number)	34
				Time (days)	786
Getting electricity (rank)	154	Protecting investors (rank)	170	Cost (% of claim)	19.2
Procedures (number)	8	Extent of disclosure index (0–10)	3		
Time (days)	88	Extent of director liability index (0–10)	0	Resolving insolvency (rank)	90
Cost (% of income per capita)	563.1	Ease of shareholder suits index (0–10)	6	Time (years)	3.5
		Strength of investor protection index (0–10)	3.0	Cost (% of estate)	12
				Recovery rate (cents on the dollar)	32.8
		✗ Paying taxes (rank)	165		
		Payments (number per year)	53		
		Time (hours per year)	320		
		Total tax rate (% of profit)	38.1		
EQUATORIAL GUINEA		Sub-Saharan Africa	GNI per capita (US\$)	13,560	
Ease of doing business (rank)	166	High income	Population (m)	0.7	
Starting a business (rank)	185	Registering property (rank)	109	Trading across borders (rank)	137
Procedures (number)	18	Procedures (number)	6	Documents to export (number)	7
Time (days)	135	Time (days)	23	Time to export (days)	29
Cost (% of income per capita)	98.6	Cost (% of property value)	12.5	Cost to export (US\$ per container)	1,390
Minimum capital (% of income per capita)	13.0			Documents to import (number)	6
		Getting credit (rank)	109	Time to import (days)	44
Dealing with construction permits (rank)	125	Strength of legal rights index (0–10)	6	Cost to import (US\$ per container)	1,600
Procedures (number)	15	Depth of credit information index (0–6)	2		
Time (days)	166	Public registry coverage (% of adults)	4.7	Enforcing contracts (rank)	50
Cost (% of income per capita)	134.4	Private bureau coverage (% of adults)	0.0	Procedures (number)	40
				Time (days)	475
Getting electricity (rank)	99	Protecting investors (rank)	147	Cost (% of claim)	18.5
Procedures (number)	5	Extent of disclosure index (0–10)	6		
Time (days)	106	Extent of director liability index (0–10)	1	Resolving insolvency (rank)	189
Cost (% of income per capita)	509.8	Ease of shareholder suits index (0–10)	4	Time (years)	NO PRACTICE
		Strength of investor protection index (0–10)	3.7	Cost (% of estate)	NO PRACTICE
				Recovery rate (cents on the dollar)	0.0
		Paying taxes (rank)	177		
		Payments (number per year)	46		
		Time (hours per year)	492		
		Total tax rate (% of profit)	44.1		
ERITREA		Sub-Saharan Africa	GNI per capita (US\$)	450	
Ease of doing business (rank)	184	Low income	Population (m)	6.1	
Starting a business (rank)	188	Registering property (rank)	184	Trading across borders (rank)	170
Procedures (number)	13	Procedures (number)	11	Documents to export (number)	10
Time (days)	84	Time (days)	78	Time to export (days)	50
Cost (% of income per capita)	50.5	Cost (% of property value)	9.1	Cost to export (US\$ per container)	1,460
Minimum capital (% of income per capita)	196.1			Documents to import (number)	12
		Getting credit (rank)	186	Time to import (days)	59
Dealing with construction permits (rank)	189	Strength of legal rights index (0–10)	2	Cost to import (US\$ per container)	1,600
Procedures (number)	NO PRACTICE	Depth of credit information index (0–6)	0		
Time (days)	NO PRACTICE	Public registry coverage (% of adults)	0.0	Enforcing contracts (rank)	67
Cost (% of income per capita)	NO PRACTICE	Private bureau coverage (% of adults)	0.0	Procedures (number)	39
				Time (days)	490
Getting electricity (rank)	95	Protecting investors (rank)	115	Cost (% of claim)	22.6
Procedures (number)	5	Extent of disclosure index (0–10)	4		
Time (days)	59	Extent of director liability index (0–10)	5	Resolving insolvency (rank)	189
Cost (% of income per capita)	3,352.1	Ease of shareholder suits index (0–10)	5	Time (years)	NO PRACTICE
		Strength of investor protection index (0–10)	4.7	Cost (% of estate)	NO PRACTICE
				Recovery rate (cents on the dollar)	0.0
		Paying taxes (rank)	150		
		Payments (number per year)	30		
		Time (hours per year)	216		
		Total tax rate (% of profit)	84.5		

Note: Most indicator sets refer to a case scenario in an economy's largest business city. For more details, see the data notes.

✓ Reform making it easier to do business ✗ Reform making it more difficult to do business

ESTONIA		OECD high income		GNI per capita (US\$)	15,830
Ease of doing business (rank)	22	High income		Population (m)	1.3
Starting a business (rank)	61	Registering property (rank)	15	Trading across borders (rank)	7
Procedures (number)	5	Procedures (number)	3	Documents to export (number)	3
Time (days)	6.5	Time (days)	17.5	Time to export (days)	6
Cost (% of income per capita)	1.5	Cost (% of property value)	0.5	Cost to export (US\$ per container)	765
Minimum capital (% of income per capita)	20.6			Documents to import (number)	4
		Getting credit (rank)	42	Time to import (days)	5
Dealing with construction permits (rank)	38	Strength of legal rights index (0–10)	7	Cost to import (US\$ per container)	795
Procedures (number)	13	Depth of credit information index (0–6)	5		
Time (days)	148	Public registry coverage (% of adults)	0.0	✓ Enforcing contracts (rank)	26
Cost (% of income per capita)	15.0	Private bureau coverage (% of adults)	33.7	Procedures (number)	35
				Time (days)	425
Getting electricity (rank)	56	Protecting investors (rank)	68	Cost (% of claim)	21.9
Procedures (number)	4	Extent of disclosure index (0–10)	8		
Time (days)	111	Extent of director liability index (0–10)	3	Resolving insolvency (rank)	66
Cost (% of income per capita)	188.0	Ease of shareholder suits index (0–10)	6	Time (years)	3.0
		Strength of investor protection index (0–10)	5.7	Cost (% of estate)	9
				Recovery rate (cents on the dollar)	38.9
		Paying taxes (rank)	32		
		Payments (number per year)	7		
		Time (hours per year)	81		
		Total tax rate (% of profit)	49.4		
ETHIOPIA		Sub-Saharan Africa		GNI per capita (US\$)	410
Ease of doing business (rank)	125	Low income		Population (m)	91.7
Starting a business (rank)	166	Registering property (rank)	113	Trading across borders (rank)	166
Procedures (number)	9	Procedures (number)	10	Documents to export (number)	7
Time (days)	15	Time (days)	41	Time to export (days)	44
Cost (% of income per capita)	100.1	Cost (% of property value)	2.1	Cost to export (US\$ per container)	2,180
Minimum capital (% of income per capita)	184.2			Documents to import (number)	10
		Getting credit (rank)	109	Time to import (days)	44
Dealing with construction permits (rank)	55	Strength of legal rights index (0–10)	4	Cost to import (US\$ per container)	2,760
Procedures (number)	9	Depth of credit information index (0–6)	4		
Time (days)	128	Public registry coverage (% of adults)	0.1	Enforcing contracts (rank)	44
Cost (% of income per capita)	203.9	Private bureau coverage (% of adults)	0.0	Procedures (number)	38
				Time (days)	530
Getting electricity (rank)	91	Protecting investors (rank)	157	Cost (% of claim)	15.2
Procedures (number)	4	Extent of disclosure index (0–10)	3		
Time (days)	95	Extent of director liability index (0–10)	4	Resolving insolvency (rank)	75
Cost (% of income per capita)	1,879.5	Ease of shareholder suits index (0–10)	3	Time (years)	1.8
		Strength of investor protection index (0–10)	3.3	Cost (% of estate)	15
				Recovery rate (cents on the dollar)	36.9
		Paying taxes (rank)	109		
		Payments (number per year)	30		
		Time (hours per year)	306		
		Total tax rate (% of profit)	33.4		
FIJI		East Asia & Pacific		GNI per capita (US\$)	4,200
Ease of doing business (rank)	62	Upper middle income		Population (m)	0.9
Starting a business (rank)	141	Registering property (rank)	63	Trading across borders (rank)	111
Procedures (number)	11	Procedures (number)	4	Documents to export (number)	9
Time (days)	59	Time (days)	69	Time to export (days)	18
Cost (% of income per capita)	23.1	Cost (% of property value)	2.0	Cost to export (US\$ per container)	790
Minimum capital (% of income per capita)	0.0			Documents to import (number)	10
		Getting credit (rank)	55	Time to import (days)	22
Dealing with construction permits (rank)	74	Strength of legal rights index (0–10)	7	Cost to import (US\$ per container)	760
Procedures (number)	16	Depth of credit information index (0–6)	4		
Time (days)	142	Public registry coverage (% of adults)	0.0	Enforcing contracts (rank)	63
Cost (% of income per capita)	44.8	Private bureau coverage (% of adults)	72.9	Procedures (number)	34
				Time (days)	397
Getting electricity (rank)	81	Protecting investors (rank)	52	Cost (% of claim)	38.9
Procedures (number)	4	Extent of disclosure index (0–10)	3		
Time (days)	81	Extent of director liability index (0–10)	8	Resolving insolvency (rank)	50
Cost (% of income per capita)	1,835.3	Ease of shareholder suits index (0–10)	7	Time (years)	1.8
		Strength of investor protection index (0–10)	6.0	Cost (% of estate)	10
				Recovery rate (cents on the dollar)	45.6
		✗ Paying taxes (rank)	88		
		Payments (number per year)	38		
		Time (hours per year)	185		
		Total tax rate (% of profit)	31.2		

Note: Most indicator sets refer to a case scenario in an economy's largest business city. For more details, see the data notes.

✓ Reform making it easier to do business ✗ Reform making it more difficult to do business

FINLAND		OECD high income		GNI per capita (US\$)	46,940
Ease of doing business (rank)		High income		Population (m)	5.4
Starting a business (rank)	55	Registering property (rank)	26	Trading across borders (rank)	9
Procedures (number)	3	Procedures (number)	3	Documents to export (number)	4
Time (days)	14	Time (days)	14	Time to export (days)	9
Cost (% of income per capita)	1.1	Cost (% of property value)	4.0	Cost to export (US\$ per container)	615
Minimum capital (% of income per capita)	7.0			Documents to import (number)	5
		Getting credit (rank)	42	Time to import (days)	7
Dealing with construction permits (rank)	36	Strength of legal rights index (0–10)	8	Cost to import (US\$ per container)	625
Procedures (number)	16	Depth of credit information index (0–6)	4		
Time (days)	66	Public registry coverage (% of adults)	0.0	Enforcing contracts (rank)	8
Cost (% of income per capita)	43.3	Private bureau coverage (% of adults)	19.5	Procedures (number)	33
				Time (days)	375
Getting electricity (rank)	22	Protecting investors (rank)	68	Cost (% of claim)	13.3
Procedures (number)	5	Extent of disclosure index (0–10)	6		
Time (days)	42	Extent of director liability index (0–10)	4	Resolving insolvency (rank)	3
Cost (% of income per capita)	29.6	Ease of shareholder suits index (0–10)	7	Time (years)	0.9
		Strength of investor protection index (0–10)	5.7	Cost (% of estate)	4
				Recovery rate (cents on the dollar)	90.2
		Paying taxes (rank)	21		
		Payments (number per year)	8		
		Time (hours per year)	93		
		Total tax rate (% of profit)	39.8		
FRANCE		OECD high income		GNI per capita (US\$)	41,750
Ease of doing business (rank)		High income		Population (m)	65.7
Starting a business (rank)	41	✓ Registering property (rank)	149	Trading across borders (rank)	36
Procedures (number)	5	Procedures (number)	8	Documents to export (number)	2
Time (days)	6.5	Time (days)	49	Time to export (days)	10
Cost (% of income per capita)	0.9	Cost (% of property value)	6.1	Cost to export (US\$ per container)	1,335
Minimum capital (% of income per capita)	0.0			Documents to import (number)	2
		Getting credit (rank)	55	Time to import (days)	11
Dealing with construction permits (rank)	92	Strength of legal rights index (0–10)	7	Cost to import (US\$ per container)	1,445
Procedures (number)	9	Depth of credit information index (0–6)	4		
Time (days)	184	Public registry coverage (% of adults)	43.6	Enforcing contracts (rank)	7
Cost (% of income per capita)	244.4	Private bureau coverage (% of adults)	0.0	Procedures (number)	29
				Time (days)	395
Getting electricity (rank)	42	Protecting investors (rank)	80	Cost (% of claim)	17.4
Procedures (number)	5	Extent of disclosure index (0–10)	10		
Time (days)	79	Extent of director liability index (0–10)	1	Resolving insolvency (rank)	46
Cost (% of income per capita)	43.3	Ease of shareholder suits index (0–10)	5	Time (years)	1.9
		Strength of investor protection index (0–10)	5.3	Cost (% of estate)	9
				Recovery rate (cents on the dollar)	48.3
		Paying taxes (rank)	52		
		Payments (number per year)	7		
		Time (hours per year)	132		
		Total tax rate (% of profit)	64.7		
GABON		Sub-Saharan Africa		GNI per capita (US\$)	10,070
Ease of doing business (rank)		Upper middle income		Population (m)	1.6
✓ Starting a business (rank)	153	Registering property (rank)	166	Trading across borders (rank)	135
Procedures (number)	7	Procedures (number)	6	Documents to export (number)	6
Time (days)	50	Time (days)	103	Time to export (days)	20
Cost (% of income per capita)	12.5	Cost (% of property value)	10.5	Cost to export (US\$ per container)	2,045
Minimum capital (% of income per capita)	19.3			Documents to import (number)	8
		Getting credit (rank)	109	Time to import (days)	22
✓ Dealing with construction permits (rank)	71	Strength of legal rights index (0–10)	6	Cost to import (US\$ per container)	2,175
Procedures (number)	12	Depth of credit information index (0–6)	2		
Time (days)	178	Public registry coverage (% of adults)	51.1	Enforcing contracts (rank)	157
Cost (% of income per capita)	68.4	Private bureau coverage (% of adults)	0.0	Procedures (number)	38
				Time (days)	1,070
Getting electricity (rank)	138	Protecting investors (rank)	157	Cost (% of claim)	34.3
Procedures (number)	6	Extent of disclosure index (0–10)	6		
Time (days)	141	Extent of director liability index (0–10)	1	Resolving insolvency (rank)	153
Cost (% of income per capita)	306.7	Ease of shareholder suits index (0–10)	3	Time (years)	5.0
		Strength of investor protection index (0–10)	3.3	Cost (% of estate)	15
				Recovery rate (cents on the dollar)	15.2
		✓ Paying taxes (rank)	152		
		Payments (number per year)	26		
		Time (hours per year)	488		
		Total tax rate (% of profit)	43.5		

Note: Most indicator sets refer to a case scenario in an economy's largest business city. For more details, see the data notes.

✓ Reform making it easier to do business ✗ Reform making it more difficult to do business

GAMBIA, THE		Sub-Saharan Africa	GNI per capita (US\$)	510	
Ease of doing business (rank)	150	Low income	Population (m)	1.8	
Starting a business (rank)	130	Registering property (rank)	117	Trading across borders (rank)	99
Procedures (number)	8	Procedures (number)	5	Documents to export (number)	6
Time (days)	27	Time (days)	66	Time to export (days)	23
Cost (% of income per capita)	174.3	Cost (% of property value)	7.7	Cost to export (US\$ per container)	1,190
Minimum capital (% of income per capita)	0.0			Documents to import (number)	7
		Getting credit (rank)	165	Time to import (days)	21
Dealing with construction permits (rank)	104	Strength of legal rights index (0–10)	5	Cost to import (US\$ per container)	895
Procedures (number)	14	Depth of credit information index (0–6)	0		
Time (days)	143	Public registry coverage (% of adults)	0.0	Enforcing contracts (rank)	60
Cost (% of income per capita)	142.0	Private bureau coverage (% of adults)	0.0	Procedures (number)	33
				Time (days)	407
Getting electricity (rank)	120	Protecting investors (rank)	178	Cost (% of claim)	37.9
Procedures (number)	5	Extent of disclosure index (0–10)	2		
Time (days)	78	Extent of director liability index (0–10)	1	Resolving insolvency (rank)	108
Cost (% of income per capita)	4,526.3	Ease of shareholder suits index (0–10)	5	Time (years)	2.0
		Strength of investor protection index (0–10)	2.7	Cost (% of estate)	15
				Recovery rate (cents on the dollar)	27.8
		✓ Paying taxes (rank)	184		
		Payments (number per year)	50		
		Time (hours per year)	376		
		Total tax rate (% of profit)	283.2		
GEORGIA		Europe & Central Asia	GNI per capita (US\$)	3,280	
Ease of doing business (rank)	8	Lower middle income	Population (m)	4.5	
Starting a business (rank)	8	Registering property (rank)	1	Trading across borders (rank)	43
Procedures (number)	2	Procedures (number)	1	Documents to export (number)	4
Time (days)	2	Time (days)	2	Time to export (days)	9
Cost (% of income per capita)	3.5	Cost (% of property value)	0.0	Cost to export (US\$ per container)	1,355
Minimum capital (% of income per capita)	0.0			Documents to import (number)	4
		✓ Getting credit (rank)	3	Time to import (days)	10
Dealing with construction permits (rank)	2	Strength of legal rights index (0–10)	9	Cost to import (US\$ per container)	1,595
Procedures (number)	9	Depth of credit information index (0–6)	6		
Time (days)	73.5	Public registry coverage (% of adults)	0.0	Enforcing contracts (rank)	33
Cost (% of income per capita)	14.9	Private bureau coverage (% of adults)	46.1	Procedures (number)	33
				Time (days)	285
Getting electricity (rank)	54	Protecting investors (rank)	16	Cost (% of claim)	29.9
Procedures (number)	4	Extent of disclosure index (0–10)	9		
Time (days)	71	Extent of director liability index (0–10)	6	Resolving insolvency (rank)	88
Cost (% of income per capita)	515.0	Ease of shareholder suits index (0–10)	6	Time (years)	2.0
		Strength of investor protection index (0–10)	7.0	Cost (% of estate)	10
				Recovery rate (cents on the dollar)	33.6
		Paying taxes (rank)	29		
		Payments (number per year)	5		
		Time (hours per year)	280		
		Total tax rate (% of profit)	16.4		
GERMANY		OECD high income	GNI per capita (US\$)	44,010	
Ease of doing business (rank)	21	High income	Population (m)	81.9	
Starting a business (rank)	111	Registering property (rank)	81	Trading across borders (rank)	14
Procedures (number)	9	Procedures (number)	5	Documents to export (number)	4
Time (days)	14.5	Time (days)	40	Time to export (days)	9
Cost (% of income per capita)	4.7	Cost (% of property value)	5.7	Cost to export (US\$ per container)	905
Minimum capital (% of income per capita)	0.0			Documents to import (number)	4
		Getting credit (rank)	28	Time to import (days)	7
Dealing with construction permits (rank)	12	Strength of legal rights index (0–10)	7	Cost to import (US\$ per container)	940
Procedures (number)	9	Depth of credit information index (0–6)	6		
Time (days)	97	Public registry coverage (% of adults)	0.0	Enforcing contracts (rank)	5
Cost (% of income per capita)	46.7	Private bureau coverage (% of adults)	100.0	Procedures (number)	30
				Time (days)	394
Getting electricity (rank)	3	Protecting investors (rank)	98	Cost (% of claim)	14.4
Procedures (number)	3	Extent of disclosure index (0–10)	5		
Time (days)	17	Extent of director liability index (0–10)	5	Resolving insolvency (rank)	13
Cost (% of income per capita)	46.9	Ease of shareholder suits index (0–10)	5	Time (years)	1.2
		Strength of investor protection index (0–10)	5.0	Cost (% of estate)	8
				Recovery rate (cents on the dollar)	82.9
		Paying taxes (rank)	89		
		Payments (number per year)	9		
		Time (hours per year)	218		
		Total tax rate (% of profit)	49.4		

Note: Most indicator sets refer to a case scenario in an economy's largest business city. For more details, see the data notes.

✓ Reform making it easier to do business ✗ Reform making it more difficult to do business

GHANA		Sub-Saharan Africa	GNI per capita (US\$)	1,550	
Ease of doing business (rank)	67	Lower middle income	Population (m)	25.4	
✗ Starting a business (rank)	128	Registering property (rank)	49	Trading across borders (rank)	109
Procedures (number)	8	Procedures (number)	5	Documents to export (number)	6
Time (days)	14	Time (days)	34	Time to export (days)	19
Cost (% of income per capita)	15.7	Cost (% of property value)	1.2	Cost to export (US\$ per container)	875
Minimum capital (% of income per capita)	3.7			Documents to import (number)	7
		Getting credit (rank)	28	Time to import (days)	42
Dealing with construction permits (rank)	159	Strength of legal rights index (0–10)	8	Cost to import (US\$ per container)	1,360
Procedures (number)	15	Depth of credit information index (0–6)	5		
Time (days)	246.5	Public registry coverage (% of adults)	0.0	Enforcing contracts (rank)	43
Cost (% of income per capita)	259.6	Private bureau coverage (% of adults)	10.4	Procedures (number)	36
				Time (days)	495
Getting electricity (rank)	85	Protecting investors (rank)	34	Cost (% of claim)	23.0
Procedures (number)	4	Extent of disclosure index (0–10)	7		
Time (days)	79	Extent of director liability index (0–10)	5	Resolving insolvency (rank)	116
Cost (% of income per capita)	2,295.3	Ease of shareholder suits index (0–10)	7	Time (years)	1.9
		Strength of investor protection index (0–10)	6.3	Cost (% of estate)	22
				Recovery rate (cents on the dollar)	26.2
		Paying taxes (rank)	68		
		Payments (number per year)	32		
		Time (hours per year)	224		
		Total tax rate (% of profit)	22.9		
GREECE		OECD high income	GNI per capita (US\$)	23,260	
Ease of doing business (rank)	72	High income	Population (m)	11.3	
✓ Starting a business (rank)	36	Registering property (rank)	161	✓ Trading across borders (rank)	52
Procedures (number)	5	Procedures (number)	11	Documents to export (number)	4
Time (days)	14	Time (days)	20	Time to export (days)	16
Cost (% of income per capita)	4.6	Cost (% of property value)	11.7	Cost to export (US\$ per container)	1,040
Minimum capital (% of income per capita)	0.0			Documents to import (number)	6
		Getting credit (rank)	86	Time to import (days)	15
Dealing with construction permits (rank)	66	Strength of legal rights index (0–10)	4	Cost to import (US\$ per container)	1,135
Procedures (number)	19	Depth of credit information index (0–6)	5		
Time (days)	105	Public registry coverage (% of adults)	0.0	Enforcing contracts (rank)	98
Cost (% of income per capita)	27.1	Private bureau coverage (% of adults)	84.4	Procedures (number)	39
				Time (days)	1,300
Getting electricity (rank)	61	✓ Protecting investors (rank)	80	Cost (% of claim)	14.4
Procedures (number)	6	Extent of disclosure index (0–10)	7		
Time (days)	62	Extent of director liability index (0–10)	4	Resolving insolvency (rank)	87
Cost (% of income per capita)	66.7	Ease of shareholder suits index (0–10)	5	Time (years)	3.5
		Strength of investor protection index (0–10)	5.3	Cost (% of estate)	9
				Recovery rate (cents on the dollar)	34.0
		✗ Paying taxes (rank)	53		
		Payments (number per year)	8		
		Time (hours per year)	193		
		Total tax rate (% of profit)	44.0		
GRENADA		Latin America & Caribbean	GNI per capita (US\$)	7,110	
Ease of doing business (rank)	107	Upper middle income	Population (m)	0.1	
Starting a business (rank)	72	Registering property (rank)	157	Trading across borders (rank)	61
Procedures (number)	6	Procedures (number)	8	Documents to export (number)	4
Time (days)	15	Time (days)	47	Time to export (days)	9
Cost (% of income per capita)	19.7	Cost (% of property value)	7.4	Cost to export (US\$ per container)	1,300
Minimum capital (% of income per capita)	0.0			Documents to import (number)	6
		Getting credit (rank)	130	Time to import (days)	9
Dealing with construction permits (rank)	9	Strength of legal rights index (0–10)	7	Cost to import (US\$ per container)	2,235
Procedures (number)	8	Depth of credit information index (0–6)	0		
Time (days)	123	Public registry coverage (% of adults)	0.0	Enforcing contracts (rank)	166
Cost (% of income per capita)	18.4	Private bureau coverage (% of adults)	0.0	Procedures (number)	46
				Time (days)	688
Getting electricity (rank)	71	Protecting investors (rank)	34	Cost (% of claim)	32.6
Procedures (number)	6	Extent of disclosure index (0–10)	4		
Time (days)	49	Extent of director liability index (0–10)	8	Resolving insolvency (rank)	189
Cost (% of income per capita)	280.9	Ease of shareholder suits index (0–10)	7	Time (years)	NO PRACTICE
		Strength of investor protection index (0–10)	6.3	Cost (% of estate)	NO PRACTICE
				Recovery rate (cents on the dollar)	0.0
		Paying taxes (rank)	90		
		Payments (number per year)	30		
		Time (hours per year)	140		
		Total tax rate (% of profit)	45.3		

Note: Most indicator sets refer to a case scenario in an economy's largest business city. For more details, see the data notes.

✓ Reform making it easier to do business ✗ Reform making it more difficult to do business

GUATEMALA		Latin America & Caribbean	GNI per capita (US\$)	3,120
Ease of doing business (rank)		Lower middle income	Population (m)	
✓ Starting a business (rank)	145	Registering property (rank)	23	Trading across borders (rank)
Procedures (number)	6	Procedures (number)	4	Documents to export (number)
Time (days)	19.5	Time (days)	23	Time to export (days)
Cost (% of income per capita)	46.4	Cost (% of property value)	0.8	Cost to export (US\$ per container)
Minimum capital (% of income per capita)	19.6			Documents to import (number)
		Getting credit (rank)	13	Time to import (days)
✓ Dealing with construction permits (rank)	61	Strength of legal rights index (0–10)	8	Cost to import (US\$ per container)
Procedures (number)	11	Depth of credit information index (0–6)	6	
Time (days)	107	Public registry coverage (% of adults)	19.1	Enforcing contracts (rank)
Cost (% of income per capita)	414.9	Private bureau coverage (% of adults)	8.6	Procedures (number)
		Protecting investors (rank)	157	Time (days)
Getting electricity (rank)	34	Extent of disclosure index (0–10)	3	Cost (% of claim)
Procedures (number)	4	Extent of director liability index (0–10)	2	
Time (days)	39	Ease of shareholder suits index (0–10)	5	Resolving insolvency (rank)
Cost (% of income per capita)	548.8	Strength of investor protection index (0–10)	3.3	Time (years)
		✓ Paying taxes (rank)	85	Cost (% of estate)
		Payments (number per year)	7	Recovery rate (cents on the dollar)
		Time (hours per year)	326	
		Total tax rate (% of profit)	40.9	
GUINEA		Sub-Saharan Africa	GNI per capita (US\$)	460
Ease of doing business (rank)		Low income	Population (m)	
✓ Starting a business (rank)	175	✓ Registering property (rank)	140	✓ Trading across borders (rank)
Procedures (number)	146	Procedures (number)	6	Documents to export (number)
Time (days)	5	Time (days)	59	Time to export (days)
Cost (% of income per capita)	81.0	Cost (% of property value)	9.1	Cost to export (US\$ per container)
Minimum capital (% of income per capita)	313.8			Documents to import (number)
		Getting credit (rank)	159	Time to import (days)
Dealing with construction permits (rank)	155	Strength of legal rights index (0–10)	6	Cost to import (US\$ per container)
Procedures (number)	29	Depth of credit information index (0–6)	0	
Time (days)	170	Public registry coverage (% of adults)	0.0	Enforcing contracts (rank)
Cost (% of income per capita)	91.6	Private bureau coverage (% of adults)	0.0	Procedures (number)
		Protecting investors (rank)	178	Time (days)
Getting electricity (rank)	91	Extent of disclosure index (0–10)	6	Cost (% of claim)
Procedures (number)	4	Extent of director liability index (0–10)	1	
Time (days)	69	Ease of shareholder suits index (0–10)	1	Resolving insolvency (rank)
Cost (% of income per capita)	8,082.0	Strength of investor protection index (0–10)	2.7	Time (years)
		Paying taxes (rank)	186	Cost (% of estate)
		Payments (number per year)	57	Recovery rate (cents on the dollar)
		Time (hours per year)	440	
		Total tax rate (% of profit)	91.2	
GUINEA-BISSAU		Sub-Saharan Africa	GNI per capita (US\$)	550
Ease of doing business (rank)		Low income	Population (m)	
Starting a business (rank)	180	✓ Registering property (rank)	170	Trading across borders (rank)
Procedures (number)	159	Procedures (number)	8	Documents to export (number)
Time (days)	9	Time (days)	51	Time to export (days)
Cost (% of income per capita)	45.5	Cost (% of property value)	10.6	Cost to export (US\$ per container)
Minimum capital (% of income per capita)	364.1			Documents to import (number)
		Getting credit (rank)	130	Time to import (days)
Dealing with construction permits (rank)	119	Strength of legal rights index (0–10)	6	Cost to import (US\$ per container)
Procedures (number)	12	Depth of credit information index (0–6)	1	
Time (days)	152	Public registry coverage (% of adults)	1.1	Enforcing contracts (rank)
Cost (% of income per capita)	845.8	Private bureau coverage (% of adults)	0.0	Procedures (number)
		Protecting investors (rank)	138	Time (days)
Getting electricity (rank)	188	Extent of disclosure index (0–10)	6	Cost (% of claim)
Procedures (number)	7	Extent of director liability index (0–10)	1	
Time (days)	455	Ease of shareholder suits index (0–10)	5	Resolving insolvency (rank)
Cost (% of income per capita)	1,871.3	Strength of investor protection index (0–10)	4.0	Time (years)
		Paying taxes (rank)	153	Cost (% of estate)
		Payments (number per year)	46	Recovery rate (cents on the dollar)
		Time (hours per year)	208	
		Total tax rate (% of profit)	45.9	

Note: Most indicator sets refer to a case scenario in an economy's largest business city. For more details, see the data notes.

✓ Reform making it easier to do business ✗ Reform making it more difficult to do business

GUYANA		Latin America & Caribbean	GNI per capita (US\$)	3,410	
Ease of doing business (rank)	115	Lower middle income	Population (m)	0.8	
Starting a business (rank)	94	Registering property (rank)	111	Trading across borders (rank)	71
Procedures (number)	8	Procedures (number)	6	Documents to export (number)	6
Time (days)	20	Time (days)	75	Time to export (days)	19
Cost (% of income per capita)	12.4	Cost (% of property value)	4.6	Cost to export (US\$ per container)	730
Minimum capital (% of income per capita)	0.0	Getting credit (rank)	170	Documents to import (number)	7
Dealing with construction permits (rank)	33	Strength of legal rights index (0–10)	4	Time to import (days)	22
Procedures (number)	8	Depth of credit information index (0–6)	0	Cost to import (US\$ per container)	720
Time (days)	195	Public registry coverage (% of adults)	0.0	Enforcing contracts (rank)	73
Cost (% of income per capita)	16.4	Private bureau coverage (% of adults)	0.0	Procedures (number)	36
Getting electricity (rank)	155	Protecting investors (rank)	80	Time (days)	581
Procedures (number)	8	Extent of disclosure index (0–10)	5	Cost (% of claim)	25.2
Time (days)	109	Extent of director liability index (0–10)	5	Resolving insolvency (rank)	141
Cost (% of income per capita)	479.5	Ease of shareholder suits index (0–10)	6	Time (years)	3.0
		Strength of investor protection index (0–10)	5.3	Cost (% of estate)	29
		✓ Paying taxes (rank)	110	Recovery rate (cents on the dollar)	18.0
		Payments (number per year)	35		
		Time (hours per year)	256		
		Total tax rate (% of profit)	32.5		
HAITI		Latin America & Caribbean	GNI per capita (US\$)	760	
Ease of doing business (rank)	177	Low income	Population (m)	10.2	
Starting a business (rank)	187	Registering property (rank)	138	Trading across borders (rank)	151
Procedures (number)	12	Procedures (number)	5	Documents to export (number)	8
Time (days)	97	Time (days)	312	Time to export (days)	33
Cost (% of income per capita)	264.8	Cost (% of property value)	7.2	Cost to export (US\$ per container)	1,200
Minimum capital (% of income per capita)	19.1	Getting credit (rank)	165	Documents to import (number)	10
Dealing with construction permits (rank)	141	Strength of legal rights index (0–10)	3	Time to import (days)	31
Procedures (number)	9	Depth of credit information index (0–6)	2	Cost to import (US\$ per container)	1,555
Time (days)	1,129	Public registry coverage (% of adults)	1.1	Enforcing contracts (rank)	96
Cost (% of income per capita)	627.1	Private bureau coverage (% of adults)	0.0	Procedures (number)	35
Getting electricity (rank)	67	Protecting investors (rank)	170	Time (days)	530
Procedures (number)	4	Extent of disclosure index (0–10)	2	Cost (% of claim)	42.6
Time (days)	60	Extent of director liability index (0–10)	3	Resolving insolvency (rank)	189
Cost (% of income per capita)	3,800.1	Ease of shareholder suits index (0–10)	4	Time (years)	NO PRACTICE
		Strength of investor protection index (0–10)	3.0	Cost (% of estate)	NO PRACTICE
		Paying taxes (rank)	132	Recovery rate (cents on the dollar)	0.0
		Payments (number per year)	47		
		Time (hours per year)	184		
		Total tax rate (% of profit)	40.4		
HONDURAS		Latin America & Caribbean	GNI per capita (US\$)	2,070	
Ease of doing business (rank)	127	Lower middle income	Population (m)	7.9	
Starting a business (rank)	162	Registering property (rank)	94	Trading across borders (rank)	84
Procedures (number)	13	Procedures (number)	7	Documents to export (number)	5
Time (days)	14	Time (days)	23	Time to export (days)	12
Cost (% of income per capita)	45.3	Cost (% of property value)	5.7	Cost to export (US\$ per container)	1,345
Minimum capital (% of income per capita)	15.2	Getting credit (rank)	13	Documents to import (number)	7
Dealing with construction permits (rank)	83	Strength of legal rights index (0–10)	8	Time to import (days)	16
Procedures (number)	13	Depth of credit information index (0–6)	6	Cost to import (US\$ per container)	1,500
Time (days)	109	Public registry coverage (% of adults)	21.1	Enforcing contracts (rank)	182
Cost (% of income per capita)	350.9	Private bureau coverage (% of adults)	31.9	Procedures (number)	47
Getting electricity (rank)	125	Protecting investors (rank)	170	Time (days)	920
Procedures (number)	8	Extent of disclosure index (0–10)	0	Cost (% of claim)	35.2
Time (days)	33	Extent of director liability index (0–10)	5	Resolving insolvency (rank)	136
Cost (% of income per capita)	968.5	Ease of shareholder suits index (0–10)	4	Time (years)	3.8
		Strength of investor protection index (0–10)	3.0	Cost (% of estate)	15
		Paying taxes (rank)	144	Recovery rate (cents on the dollar)	19.5
		Payments (number per year)	47		
		Time (hours per year)	224		
		Total tax rate (% of profit)	39.2		

Note: Most indicator sets refer to a case scenario in an economy's largest business city. For more details, see the data notes.

✓ Reform making it easier to do business ✗ Reform making it more difficult to do business

HONG KONG SAR, CHINA		East Asia & Pacific High income	GNI per capita (US\$) Population (m)	36,560 7.2	
Ease of doing business (rank)	2				
✓ Starting a business (rank)	5	✗ Registering property (rank)	89	Trading across borders (rank)	2
Procedures (number)	3	Procedures (number)	5	Documents to export (number)	3
Time (days)	2.5	Time (days)	35.5	Time to export (days)	6
Cost (% of income per capita)	0.8	Cost (% of property value)	7.7	Cost to export (US\$ per container)	590
Minimum capital (% of income per capita)	0.0			Documents to import (number)	3
		Getting credit (rank)	3	Time to import (days)	5
Dealing with construction permits (rank)	1	Strength of legal rights index (0–10)	10	Cost to import (US\$ per container)	565
Procedures (number)	6	Depth of credit information index (0–6)	5		
Time (days)	71	Public registry coverage (% of adults)	0.0	Enforcing contracts (rank)	9
Cost (% of income per capita)	15.4	Private bureau coverage (% of adults)	93.6	Procedures (number)	27
				Time (days)	360
Getting electricity (rank)	5	Protecting investors (rank)	3	Cost (% of claim)	21.2
Procedures (number)	4	Extent of disclosure index (0–10)	9		
Time (days)	38	Extent of director liability index (0–10)	8	Resolving insolvency (rank)	19
Cost (% of income per capita)	1.5	Ease of shareholder suits index (0–10)	10	Time (years)	1.1
		Strength of investor protection index (0–10)	9.0	Cost (% of estate)	9
				Recovery rate (cents on the dollar)	81.2
		Paying taxes (rank)	4		
		Payments (number per year)	3		
		Time (hours per year)	78		
		Total tax rate (% of profit)	22.9		
HUNGARY		Europe & Central Asia Upper middle income	GNI per capita (US\$) Population (m)	12,390 9.9	
Ease of doing business (rank)	54				
Starting a business (rank)	59	Registering property (rank)	45	Trading across borders (rank)	70
Procedures (number)	4	Procedures (number)	4	Documents to export (number)	6
Time (days)	5	Time (days)	16.5	Time to export (days)	17
Cost (% of income per capita)	8.6	Cost (% of property value)	5.0	Cost to export (US\$ per container)	885
Minimum capital (% of income per capita)	9.4			Documents to import (number)	6
		Getting credit (rank)	55	Time to import (days)	19
Dealing with construction permits (rank)	47	Strength of legal rights index (0–10)	7	Cost to import (US\$ per container)	845
Procedures (number)	24	Depth of credit information index (0–6)	4		
Time (days)	79	Public registry coverage (% of adults)	0.0	Enforcing contracts (rank)	15
Cost (% of income per capita)	9.2	Private bureau coverage (% of adults)	73.2	Procedures (number)	35
				Time (days)	395
Getting electricity (rank)	112	Protecting investors (rank)	128	Cost (% of claim)	15.0
Procedures (number)	5	Extent of disclosure index (0–10)	2		
Time (days)	252	Extent of director liability index (0–10)	4	Resolving insolvency (rank)	70
Cost (% of income per capita)	116.4	Ease of shareholder suits index (0–10)	7	Time (years)	2.0
		Strength of investor protection index (0–10)	4.3	Cost (% of estate)	15
				Recovery rate (cents on the dollar)	38.3
		Paying taxes (rank)	124		
		Payments (number per year)	12		
		Time (hours per year)	277		
		Total tax rate (% of profit)	49.7		
ICELAND		OECD high income High income	GNI per capita (US\$) Population (m)	38,710 0.3	
Ease of doing business (rank)	13				
Starting a business (rank)	52	Registering property (rank)	12	Trading across borders (rank)	50
Procedures (number)	5	Procedures (number)	3	Documents to export (number)	4
Time (days)	4.5	Time (days)	3.5	Time to export (days)	10
Cost (% of income per capita)	2.7	Cost (% of property value)	2.4	Cost to export (US\$ per container)	1,530
Minimum capital (% of income per capita)	10.5			Documents to import (number)	4
		Getting credit (rank)	42	Time to import (days)	9
Dealing with construction permits (rank)	41	Strength of legal rights index (0–10)	7	Cost to import (US\$ per container)	1,620
Procedures (number)	18	Depth of credit information index (0–6)	5		
Time (days)	77	Public registry coverage (% of adults)	0.0	Enforcing contracts (rank)	3
Cost (% of income per capita)	25.1	Private bureau coverage (% of adults)	100.0	Procedures (number)	27
				Time (days)	417
Getting electricity (rank)	1	Protecting investors (rank)	52	Cost (% of claim)	9.0
Procedures (number)	4	Extent of disclosure index (0–10)	7		
Time (days)	22	Extent of director liability index (0–10)	5	Resolving insolvency (rank)	11
Cost (% of income per capita)	14.3	Ease of shareholder suits index (0–10)	6	Time (years)	1.0
		Strength of investor protection index (0–10)	6.0	Cost (% of estate)	4
				Recovery rate (cents on the dollar)	84.5
		✓ Paying taxes (rank)	37		
		Payments (number per year)	26		
		Time (hours per year)	140		
		Total tax rate (% of profit)	29.9		

Note: Most indicator sets refer to a case scenario in an economy's largest business city. For more details, see the data notes.

✓ Reform making it easier to do business ✗ Reform making it more difficult to do business

INDIA		South Asia Lower middle income	GNI per capita (US\$) Population (m)	1,530 1,236.7	
Ease of doing business (rank)	134				
Starting a business (rank)	179	Registering property (rank)	92	Trading across borders (rank)	132
Procedures (number)	12	Procedures (number)	5	Documents to export (number)	9
Time (days)	27	Time (days)	44	Time to export (days)	16
Cost (% of income per capita)	47.3	Cost (% of property value)	7.0	Cost to export (US\$ per container)	1,170
Minimum capital (% of income per capita)	124.4			Documents to import (number)	11
		Getting credit (rank)	28	Time to import (days)	20
Dealing with construction permits (rank)	182	Strength of legal rights index (0–10)	8	Cost to import (US\$ per container)	1,250
Procedures (number)	35	Depth of credit information index (0–6)	5		
Time (days)	168	Public registry coverage (% of adults)	0.0	Enforcing contracts (rank)	186
Cost (% of income per capita)	2,640.4	Private bureau coverage (% of adults)	19.8	Procedures (number)	46
				Time (days)	1,420
Getting electricity (rank)	111	Protecting investors (rank)	34	Cost (% of claim)	39.6
Procedures (number)	7	Extent of disclosure index (0–10)	7		
Time (days)	67	Extent of director liability index (0–10)	4	Resolving insolvency (rank)	121
Cost (% of income per capita)	230.7	Ease of shareholder suits index (0–10)	8	Time (years)	4.3
		Strength of investor protection index (0–10)	6.3	Cost (% of estate)	9
				Recovery rate (cents on the dollar)	25.6
		Paying taxes (rank)	158		
		Payments (number per year)	33		
		Time (hours per year)	243		
		Total tax rate (% of profit)	62.8		
INDONESIA		East Asia & Pacific Lower middle income	GNI per capita (US\$) Population (m)	3,420 246.9	
Ease of doing business (rank)	120				
Starting a business (rank)	175	Registering property (rank)	101	Trading across borders (rank)	54
Procedures (number)	10	Procedures (number)	6	Documents to export (number)	4
Time (days)	48	Time (days)	22	Time to export (days)	17
Cost (% of income per capita)	20.5	Cost (% of property value)	10.9	Cost to export (US\$ per container)	615
Minimum capital (% of income per capita)	38.5			Documents to import (number)	8
		✓ Getting credit (rank)	86	Time to import (days)	23
Dealing with construction permits (rank)	88	Strength of legal rights index (0–10)	5	Cost to import (US\$ per container)	660
Procedures (number)	13	Depth of credit information index (0–6)	4		
Time (days)	158	Public registry coverage (% of adults)	41.2	Enforcing contracts (rank)	147
Cost (% of income per capita)	87.2	Private bureau coverage (% of adults)	0.0	Procedures (number)	40
				Time (days)	498
Getting electricity (rank)	121	Protecting investors (rank)	52	Cost (% of claim)	139.4
Procedures (number)	6	Extent of disclosure index (0–10)	10		
Time (days)	101	Extent of director liability index (0–10)	5	Resolving insolvency (rank)	144
Cost (% of income per capita)	370.6	Ease of shareholder suits index (0–10)	3	Time (years)	4.5
		Strength of investor protection index (0–10)	6.0	Cost (% of estate)	18
				Recovery rate (cents on the dollar)	17.9
		Paying taxes (rank)	137		
		Payments (number per year)	52		
		Time (hours per year)	259		
		Total tax rate (% of profit)	32.2		
IRAN, ISLAMIC REP.		Middle East & North Africa Upper middle income	GNI per capita (US\$) Population (m)	7,211 76.4	
Ease of doing business (rank)	152				
Starting a business (rank)	107	Registering property (rank)	168	Trading across borders (rank)	153
Procedures (number)	8	Procedures (number)	9	Documents to export (number)	7
Time (days)	16	Time (days)	36	Time to export (days)	25
Cost (% of income per capita)	3.1	Cost (% of property value)	10.6	Cost to export (US\$ per container)	1,470
Minimum capital (% of income per capita)	0.4			Documents to import (number)	10
		Getting credit (rank)	86	Time to import (days)	37
Dealing with construction permits (rank)	169	Strength of legal rights index (0–10)	4	Cost to import (US\$ per container)	2,100
Procedures (number)	16	Depth of credit information index (0–6)	5		
Time (days)	319.5	Public registry coverage (% of adults)	41.6	Enforcing contracts (rank)	51
Cost (% of income per capita)	224.7	Private bureau coverage (% of adults)	33.3	Procedures (number)	40
				Time (days)	505
Getting electricity (rank)	169	Protecting investors (rank)	147	Cost (% of claim)	17.0
Procedures (number)	7	Extent of disclosure index (0–10)	7		
Time (days)	140	Extent of director liability index (0–10)	4	Resolving insolvency (rank)	129
Cost (% of income per capita)	694.9	Ease of shareholder suits index (0–10)	0	Time (years)	4.5
		Strength of investor protection index (0–10)	3.7	Cost (% of estate)	9
				Recovery rate (cents on the dollar)	22.4
		Paying taxes (rank)	139		
		Payments (number per year)	20		
		Time (hours per year)	344		
		Total tax rate (% of profit)	44.1		

Note: Most indicator sets refer to a case scenario in an economy's largest business city. For more details, see the data notes.

✓ Reform making it easier to do business ✗ Reform making it more difficult to do business

IRAQ		Middle East & North Africa Upper middle income	GNI per capita (US\$) Population (m)	5,870 32.6	
Ease of doing business (rank)	151				
Starting a business (rank)	169	Registering property (rank)	108	Trading across borders (rank)	179
Procedures (number)	10	Procedures (number)	5	Documents to export (number)	10
Time (days)	29	Time (days)	51	Time to export (days)	80
Cost (% of income per capita)	39.3	Cost (% of property value)	8.2	Cost to export (US\$ per container)	3,550
Minimum capital (% of income per capita)	13.1			Documents to import (number)	10
		Getting credit (rank)	180	Time to import (days)	82
Dealing with construction permits (rank)	20	Strength of legal rights index (0–10)	3	Cost to import (US\$ per container)	3,650
Procedures (number)	10	Depth of credit information index (0–6)	0		
Time (days)	139	Public registry coverage (% of adults)	0.0	Enforcing contracts (rank)	142
Cost (% of income per capita)	17.2	Private bureau coverage (% of adults)	0.0	Procedures (number)	51
				Time (days)	520
Getting electricity (rank)	39	Protecting investors (rank)	128	Cost (% of claim)	28.1
Procedures (number)	5	Extent of disclosure index (0–10)	4		
Time (days)	47	Extent of director liability index (0–10)	5	Resolving insolvency (rank)	189
Cost (% of income per capita)	238.1	Ease of shareholder suits index (0–10)	4	Time (years)	NO PRACTICE
		Strength of investor protection index (0–10)	4.3	Cost (% of estate)	NO PRACTICE
				Recovery rate (cents on the dollar)	0.0
		Paying taxes (rank)	63		
		Payments (number per year)	13		
		Time (hours per year)	312		
		Total tax rate (% of profit)	27.8		
IRELAND		OECD high income High income	GNI per capita (US\$) Population (m)	38,970 4.6	
Ease of doing business (rank)	15				
Starting a business (rank)	12	Registering property (rank)	57	Trading across borders (rank)	20
Procedures (number)	4	Procedures (number)	5	Documents to export (number)	2
Time (days)	10	Time (days)	37	Time to export (days)	8
Cost (% of income per capita)	0.3	Cost (% of property value)	2.6	Cost to export (US\$ per container)	1,160
Minimum capital (% of income per capita)	0.0			Documents to import (number)	2
		Getting credit (rank)	13	Time to import (days)	10
Dealing with construction permits (rank)	115	Strength of legal rights index (0–10)	9	Cost to import (US\$ per container)	1,121
Procedures (number)	12	Depth of credit information index (0–6)	5		
Time (days)	156	Public registry coverage (% of adults)	0.0	Enforcing contracts (rank)	62
Cost (% of income per capita)	446.3	Private bureau coverage (% of adults)	100.0	Procedures (number)	21
				Time (days)	650
Getting electricity (rank)	100	Protecting investors (rank)	6	Cost (% of claim)	26.9
Procedures (number)	5	Extent of disclosure index (0–10)	10		
Time (days)	205	Extent of director liability index (0–10)	6	Resolving insolvency (rank)	8
Cost (% of income per capita)	89.4	Ease of shareholder suits index (0–10)	9	Time (years)	0.4
		Strength of investor protection index (0–10)	8.3	Cost (% of estate)	9
				Recovery rate (cents on the dollar)	87.6
		Paying taxes (rank)	6		
		Payments (number per year)	9		
		Time (hours per year)	80		
		Total tax rate (% of profit)	25.7		
ISRAEL		OECD high income High income	GNI per capita (US\$) Population (m)	28,930 7.9	
Ease of doing business (rank)	35				
✓ Starting a business (rank)	35	Registering property (rank)	151	Trading across borders (rank)	10
Procedures (number)	5	Procedures (number)	6	Documents to export (number)	4
Time (days)	14	Time (days)	81	Time to export (days)	10
Cost (% of income per capita)	4.1	Cost (% of property value)	7.3	Cost to export (US\$ per container)	620
Minimum capital (% of income per capita)	0.0			Documents to import (number)	4
		Getting credit (rank)	13	Time to import (days)	10
Dealing with construction permits (rank)	140	Strength of legal rights index (0–10)	9	Cost to import (US\$ per container)	565
Procedures (number)	17	Depth of credit information index (0–6)	5		
Time (days)	210	Public registry coverage (% of adults)	0.0	Enforcing contracts (rank)	93
Cost (% of income per capita)	86.3	Private bureau coverage (% of adults)	100.0	Procedures (number)	35
				Time (days)	890
Getting electricity (rank)	103	Protecting investors (rank)	6	Cost (% of claim)	25.3
Procedures (number)	6	Extent of disclosure index (0–10)	7		
Time (days)	132	Extent of director liability index (0–10)	9	✓ Resolving insolvency (rank)	35
Cost (% of income per capita)	13.8	Ease of shareholder suits index (0–10)	9	Time (years)	2.0
		Strength of investor protection index (0–10)	8.3	Cost (% of estate)	23
				Recovery rate (cents on the dollar)	60.6
		Paying taxes (rank)	93		
		Payments (number per year)	33		
		Time (hours per year)	235		
		Total tax rate (% of profit)	29.9		

Note: Most indicator sets refer to a case scenario in an economy's largest business city. For more details, see the data notes.

✓ Reform making it easier to do business ✗ Reform making it more difficult to do business

ITALY		OECD high income		GNI per capita (US\$)	33,840
Ease of doing business (rank)		65	High income	Population (m)	60.9
Starting a business (rank)	90	✓ Registering property (rank)	34	Trading across borders (rank)	56
Procedures (number)	6	Procedures (number)	4	Documents to export (number)	3
Time (days)	6	Time (days)	16	Time to export (days)	19
Cost (% of income per capita)	14.2	Cost (% of property value)	4.4	Cost to export (US\$ per container)	1,195
Minimum capital (% of income per capita)	9.8			Documents to import (number)	3
		Getting credit (rank)	109	Time to import (days)	18
Dealing with construction permits (rank)	112	Strength of legal rights index (0–10)	3	Cost to import (US\$ per container)	1,145
Procedures (number)	11	Depth of credit information index (0–6)	5		
Time (days)	233.5	Public registry coverage (% of adults)	25.6	✓ Enforcing contracts (rank)	103
Cost (% of income per capita)	186.4	Private bureau coverage (% of adults)	100.0	Procedures (number)	37
				Time (days)	1,185
Getting electricity (rank)	89	Protecting investors (rank)	52	Cost (% of claim)	23.1
Procedures (number)	5	Extent of disclosure index (0–10)	7		
Time (days)	124	Extent of director liability index (0–10)	4	✓ Resolving insolvency (rank)	33
Cost (% of income per capita)	215.9	Ease of shareholder suits index (0–10)	7	Time (years)	1.8
		Strength of investor protection index (0–10)	6.0	Cost (% of estate)	22
				Recovery rate (cents on the dollar)	62.7
		Paying taxes (rank)	138		
		Payments (number per year)	15		
		Time (hours per year)	269		
		Total tax rate (% of profit)	65.8		
JAMAICA		Latin America & Caribbean		GNI per capita (US\$)	5,140
Ease of doing business (rank)		94	Upper middle income	Population (m)	2.7
✓ Starting a business (rank)	23	✗ Registering property (rank)	114	Trading across borders (rank)	118
Procedures (number)	5	Procedures (number)	6	Documents to export (number)	6
Time (days)	6	Time (days)	36	Time to export (days)	20
Cost (% of income per capita)	6.4	Cost (% of property value)	9.5	Cost to export (US\$ per container)	1,530
Minimum capital (% of income per capita)	0.0			Documents to import (number)	7
		✓ Getting credit (rank)	109	Time to import (days)	17
Dealing with construction permits (rank)	52	Strength of legal rights index (0–10)	8	Cost to import (US\$ per container)	2,130
Procedures (number)	8	Depth of credit information index (0–6)	0		
Time (days)	135	Public registry coverage (% of adults)	0.0	Enforcing contracts (rank)	131
Cost (% of income per capita)	207.1	Private bureau coverage (% of adults)	0.0	Procedures (number)	35
				Time (days)	655
Getting electricity (rank)	132	Protecting investors (rank)	80	Cost (% of claim)	45.6
Procedures (number)	6	Extent of disclosure index (0–10)	4		
Time (days)	96	Extent of director liability index (0–10)	8	Resolving insolvency (rank)	31
Cost (% of income per capita)	540.6	Ease of shareholder suits index (0–10)	4	Time (years)	1.1
		Strength of investor protection index (0–10)	5.3	Cost (% of estate)	18
				Recovery rate (cents on the dollar)	64.2
		✓ Paying taxes (rank)	168		
		Payments (number per year)	36		
		Time (hours per year)	368		
		Total tax rate (% of profit)	44.3		
JAPAN		OECD high income		GNI per capita (US\$)	47,870
Ease of doing business (rank)		27	High income	Population (m)	127.6
Starting a business (rank)	120	Registering property (rank)	66	Trading across borders (rank)	23
Procedures (number)	8	Procedures (number)	6	Documents to export (number)	3
Time (days)	22	Time (days)	13	Time to export (days)	11
Cost (% of income per capita)	7.5	Cost (% of property value)	5.8	Cost to export (US\$ per container)	890
Minimum capital (% of income per capita)	0.0			Documents to import (number)	5
		Getting credit (rank)	28	Time to import (days)	11
Dealing with construction permits (rank)	91	Strength of legal rights index (0–10)	7	Cost to import (US\$ per container)	970
Procedures (number)	14	Depth of credit information index (0–6)	6		
Time (days)	193	Public registry coverage (% of adults)	0.0	Enforcing contracts (rank)	36
Cost (% of income per capita)	28.1	Private bureau coverage (% of adults)	100.0	Procedures (number)	31
				Time (days)	360
Getting electricity (rank)	26	Protecting investors (rank)	16	Cost (% of claim)	32.2
Procedures (number)	3	Extent of disclosure index (0–10)	7		
Time (days)	105	Extent of director liability index (0–10)	6	Resolving insolvency (rank)	1
Cost (% of income per capita)	0.0	Ease of shareholder suits index (0–10)	8	Time (years)	0.6
		Strength of investor protection index (0–10)	7.0	Cost (% of estate)	4
				Recovery rate (cents on the dollar)	92.8
		Paying taxes (rank)	140		
		Payments (number per year)	14		
		Time (hours per year)	330		
		Total tax rate (% of profit)	49.7		

Note: Most indicator sets refer to a case scenario in an economy's largest business city. For more details, see the data notes.

✓ Reform making it easier to do business ✗ Reform making it more difficult to do business

JORDAN		Middle East & North Africa	GNI per capita (US\$)	4,720	
Ease of doing business (rank)	119	Upper middle income	Population (m)	6.3	
Starting a business (rank)	117	Registering property (rank)	104	Trading across borders (rank)	57
Procedures (number)	7	Procedures (number)	7	Documents to export (number)	5
Time (days)	12	Time (days)	21	Time to export (days)	13
Cost (% of income per capita)	22.3	Cost (% of property value)	7.5	Cost to export (US\$ per container)	825
Minimum capital (% of income per capita)	0.0			Documents to import (number)	7
		Getting credit (rank)	170	Time to import (days)	15
Dealing with construction permits (rank)	111	Strength of legal rights index (0–10)	2	Cost to import (US\$ per container)	1,235
Procedures (number)	17	Depth of credit information index (0–6)	2		
Time (days)	70	Public registry coverage (% of adults)	2.0	Enforcing contracts (rank)	133
Cost (% of income per capita)	499.5	Private bureau coverage (% of adults)	0.0	Procedures (number)	38
				Time (days)	689
Getting electricity (rank)	41	Protecting investors (rank)	170	Cost (% of claim)	31.2
Procedures (number)	5	Extent of disclosure index (0–10)	4		
Time (days)	47	Extent of director liability index (0–10)	4	Resolving insolvency (rank)	113
Cost (% of income per capita)	276.3	Ease of shareholder suits index (0–10)	1	Time (years)	3.0
		Strength of investor protection index (0–10)	3.0	Cost (% of estate)	20
				Recovery rate (cents on the dollar)	27.2
		Paying taxes (rank)	35		
		Payments (number per year)	25		
		Time (hours per year)	151		
		Total tax rate (% of profit)	28.9		
KAZAKHSTAN		Europe & Central Asia	GNI per capita (US\$)	9,730	
Ease of doing business (rank)	50	Upper middle income	Population (m)	16.8	
✓ Starting a business (rank)	30	✓ Registering property (rank)	18	Trading across borders (rank)	186
Procedures (number)	6	Procedures (number)	4	Documents to export (number)	10
Time (days)	12	Time (days)	23	Time to export (days)	81
Cost (% of income per capita)	0.6	Cost (% of property value)	0.1	Cost to export (US\$ per container)	4,885
Minimum capital (% of income per capita)	0.0			Documents to import (number)	12
		Getting credit (rank)	86	Time to import (days)	69
Dealing with construction permits (rank)	145	Strength of legal rights index (0–10)	4	Cost to import (US\$ per container)	4,865
Procedures (number)	29	Depth of credit information index (0–6)	5		
Time (days)	157	Public registry coverage (% of adults)	0.0	Enforcing contracts (rank)	27
Cost (% of income per capita)	87.3	Private bureau coverage (% of adults)	45.6	Procedures (number)	37
				Time (days)	370
Getting electricity (rank)	87	Protecting investors (rank)	22	Cost (% of claim)	22.0
Procedures (number)	6	Extent of disclosure index (0–10)	7		
Time (days)	88	Extent of director liability index (0–10)	6	Resolving insolvency (rank)	54
Cost (% of income per capita)	65.3	Ease of shareholder suits index (0–10)	7	Time (years)	1.5
		Strength of investor protection index (0–10)	6.7	Cost (% of estate)	15
				Recovery rate (cents on the dollar)	43.2
		Paying taxes (rank)	18		
		Payments (number per year)	7		
		Time (hours per year)	188		
		Total tax rate (% of profit)	28.6		
KENYA		Sub-Saharan Africa	GNI per capita (US\$)	840	
Ease of doing business (rank)	129	Low income	Population (m)	43.2	
Starting a business (rank)	134	Registering property (rank)	163	Trading across borders (rank)	156
Procedures (number)	10	Procedures (number)	9	Documents to export (number)	8
Time (days)	32	Time (days)	73	Time to export (days)	26
Cost (% of income per capita)	38.2	Cost (% of property value)	4.3	Cost to export (US\$ per container)	2,255
Minimum capital (% of income per capita)	0.0			Documents to import (number)	9
		Getting credit (rank)	13	Time to import (days)	26
Dealing with construction permits (rank)	47	Strength of legal rights index (0–10)	10	Cost to import (US\$ per container)	2,350
Procedures (number)	9	Depth of credit information index (0–6)	4		
Time (days)	125	Public registry coverage (% of adults)	0.0	Enforcing contracts (rank)	151
Cost (% of income per capita)	191.3	Private bureau coverage (% of adults)	4.7	Procedures (number)	44
				Time (days)	465
Getting electricity (rank)	166	Protecting investors (rank)	98	Cost (% of claim)	47.2
Procedures (number)	6	Extent of disclosure index (0–10)	3		
Time (days)	158	Extent of director liability index (0–10)	2	Resolving insolvency (rank)	123
Cost (% of income per capita)	1,090.7	Ease of shareholder suits index (0–10)	10	Time (years)	4.5
		Strength of investor protection index (0–10)	5.0	Cost (% of estate)	22
				Recovery rate (cents on the dollar)	24.7
		Paying taxes (rank)	166		
		Payments (number per year)	41		
		Time (hours per year)	308		
		Total tax rate (% of profit)	44.2		

Note: Most indicator sets refer to a case scenario in an economy's largest business city. For more details, see the data notes.

✓ Reform making it easier to do business ✗ Reform making it more difficult to do business

KIRIBATI		East Asia & Pacific Lower middle income	GNI per capita (US\$) Population (m)	2,260 0.1	
Ease of doing business (rank)	122				
Starting a business (rank)	156	Registering property (rank)	73	Trading across borders (rank)	77
Procedures (number)	7	Procedures (number)	5	Documents to export (number)	6
Time (days)	31	Time (days)	513	Time to export (days)	20
Cost (% of income per capita)	22.7	Cost (% of property value)	0.0	Cost to export (US\$ per container)	870
Minimum capital (% of income per capita)	21.7			Documents to import (number)	6
		Getting credit (rank)	165	Time to import (days)	21
Dealing with construction permits (rank)	133	Strength of legal rights index (0–10)	5	Cost to import (US\$ per container)	870
Procedures (number)	16	Depth of credit information index (0–6)	0		
Time (days)	170	Public registry coverage (% of adults)	0.0	Enforcing contracts (rank)	74
Cost (% of income per capita)	167.9	Private bureau coverage (% of adults)	0.0	Procedures (number)	32
				Time (days)	660
Getting electricity (rank)	159	Protecting investors (rank)	52	Cost (% of claim)	25.8
Procedures (number)	6	Extent of disclosure index (0–10)	6		
Time (days)	97	Extent of director liability index (0–10)	5	Resolving insolvency (rank)	189
Cost (% of income per capita)	5,296.4	Ease of shareholder suits index (0–10)	7	Time (years)	NO PRACTICE
		Strength of investor protection index (0–10)	6.0	Cost (% of estate)	NO PRACTICE
				Recovery rate (cents on the dollar)	0.0
		Paying taxes (rank)	10		
		Payments (number per year)	7		
		Time (hours per year)	120		
		Total tax rate (% of profit)	31.8		
KOREA, REP.		OECD high income High income	GNI per capita (US\$) Population (m)	22,670 50.0	
Ease of doing business (rank)	7				
Starting a business (rank)	34	Registering property (rank)	75	Trading across borders (rank)	3
Procedures (number)	5	Procedures (number)	7	Documents to export (number)	3
Time (days)	5.5	Time (days)	9	Time to export (days)	8
Cost (% of income per capita)	14.6	Cost (% of property value)	5.1	Cost to export (US\$ per container)	670
Minimum capital (% of income per capita)	0.0			Documents to import (number)	3
		✓ Getting credit (rank)	13	Time to import (days)	7
Dealing with construction permits (rank)	18	Strength of legal rights index (0–10)	8	Cost to import (US\$ per container)	695
Procedures (number)	11	Depth of credit information index (0–6)	6		
Time (days)	29	Public registry coverage (% of adults)	100.0	Enforcing contracts (rank)	2
Cost (% of income per capita)	123.9	Private bureau coverage (% of adults)	100.0	Procedures (number)	33
				Time (days)	230
Getting electricity (rank)	2	Protecting investors (rank)	52	Cost (% of claim)	10.3
Procedures (number)	4	Extent of disclosure index (0–10)	7		
Time (days)	18	Extent of director liability index (0–10)	4	Resolving insolvency (rank)	15
Cost (% of income per capita)	17.7	Ease of shareholder suits index (0–10)	7	Time (years)	1.5
		Strength of investor protection index (0–10)	6.0	Cost (% of estate)	4
				Recovery rate (cents on the dollar)	82.3
		Paying taxes (rank)	25		
		Payments (number per year)	10		
		Time (hours per year)	187		
		Total tax rate (% of profit)	27.9		
KOSOVO		Europe & Central Asia Lower middle income	GNI per capita (US\$) Population (m)	3,640 1.8	
Ease of doing business (rank)	86				
✓ Starting a business (rank)	100	✓ Registering property (rank)	58	Trading across borders (rank)	121
Procedures (number)	6	Procedures (number)	7	Documents to export (number)	8
Time (days)	30	Time (days)	28	Time to export (days)	15
Cost (% of income per capita)	22.1	Cost (% of property value)	0.3	Cost to export (US\$ per container)	1,775
Minimum capital (% of income per capita)	0.0			Documents to import (number)	7
		Getting credit (rank)	28	Time to import (days)	15
✓ Dealing with construction permits (rank)	136	Strength of legal rights index (0–10)	8	Cost to import (US\$ per container)	1,810
Procedures (number)	15	Depth of credit information index (0–6)	5		
Time (days)	151	Public registry coverage (% of adults)	22.1	Enforcing contracts (rank)	138
Cost (% of income per capita)	514.7	Private bureau coverage (% of adults)	0.0	Procedures (number)	53
				Time (days)	420
Getting electricity (rank)	121	Protecting investors (rank)	98	Cost (% of claim)	33.0
Procedures (number)	7	Extent of disclosure index (0–10)	6		
Time (days)	48	Extent of director liability index (0–10)	6	Resolving insolvency (rank)	83
Cost (% of income per capita)	881.1	Ease of shareholder suits index (0–10)	3	Time (years)	2.0
		Strength of investor protection index (0–10)	5.0	Cost (% of estate)	15
				Recovery rate (cents on the dollar)	35.3
		Paying taxes (rank)	43		
		Payments (number per year)	33		
		Time (hours per year)	162		
		Total tax rate (% of profit)	15.4		

Note: Most indicator sets refer to a case scenario in an economy's largest business city. For more details, see the data notes.

✓ Reform making it easier to do business ✗ Reform making it more difficult to do business

KUWAIT		Middle East & North Africa	GNI per capita (US\$)	45,824	
Ease of doing business (rank)	104	High income	Population (m)	3.3	
✗ Starting a business (rank)	152	Registering property (rank)	90	Trading across borders (rank)	112
Procedures (number)	12	Procedures (number)	8	Documents to export (number)	7
Time (days)	32	Time (days)	47	Time to export (days)	16
Cost (% of income per capita)	1.1	Cost (% of property value)	0.5	Cost to export (US\$ per container)	1,085
Minimum capital (% of income per capita)	77.9			Documents to import (number)	10
		Getting credit (rank)	130	Time to import (days)	19
Dealing with construction permits (rank)	133	Strength of legal rights index (0–10)	3	Cost to import (US\$ per container)	1,250
Procedures (number)	24	Depth of credit information index (0–6)	4		
Time (days)	130	Public registry coverage (% of adults)	0.0	Enforcing contracts (rank)	119
Cost (% of income per capita)	99.2	Private bureau coverage (% of adults)	29.0	Procedures (number)	50
				Time (days)	566
Getting electricity (rank)	59	✓ Protecting investors (rank)	80	Cost (% of claim)	18.8
Procedures (number)	7	Extent of disclosure index (0–10)	4		
Time (days)	42	Extent of director liability index (0–10)	9	Resolving insolvency (rank)	94
Cost (% of income per capita)	44.7	Ease of shareholder suits index (0–10)	3	Time (years)	4.2
		Strength of investor protection index (0–10)	5.3	Cost (% of estate)	10
				Recovery rate (cents on the dollar)	32.0
		Paying taxes (rank)	11		
		Payments (number per year)	12		
		Time (hours per year)	98		
		Total tax rate (% of profit)	12.4		
KYRGYZ REPUBLIC		Europe & Central Asia	GNI per capita (US\$)	990	
Ease of doing business (rank)	68	Low income	Population (m)	5.6	
Starting a business (rank)	12	Registering property (rank)	9	Trading across borders (rank)	182
Procedures (number)	2	Procedures (number)	4	Documents to export (number)	9
Time (days)	8	Time (days)	6	Time to export (days)	63
Cost (% of income per capita)	2.7	Cost (% of property value)	0.3	Cost to export (US\$ per container)	4,360
Minimum capital (% of income per capita)	0.0			Documents to import (number)	11
		Getting credit (rank)	13	Time to import (days)	75
Dealing with construction permits (rank)	66	Strength of legal rights index (0–10)	10	Cost to import (US\$ per container)	5,150
Procedures (number)	12	Depth of credit information index (0–6)	4		
Time (days)	142	Public registry coverage (% of adults)	0.0	Enforcing contracts (rank)	70
Cost (% of income per capita)	128.7	Private bureau coverage (% of adults)	32.1	Procedures (number)	38
				Time (days)	260
Getting electricity (rank)	180	Protecting investors (rank)	22	Cost (% of claim)	37.0
Procedures (number)	7	Extent of disclosure index (0–10)	7		
Time (days)	159	Extent of director liability index (0–10)	5	Resolving insolvency (rank)	132
Cost (% of income per capita)	2,256.4	Ease of shareholder suits index (0–10)	8	Time (years)	4.0
		Strength of investor protection index (0–10)	6.7	Cost (% of estate)	15
				Recovery rate (cents on the dollar)	21.7
		Paying taxes (rank)	127		
		Payments (number per year)	51		
		Time (hours per year)	210		
		Total tax rate (% of profit)	33.4		
LAO PDR		East Asia & Pacific	GNI per capita (US\$)	1,260	
Ease of doing business (rank)	159	Lower middle income	Population (m)	6.6	
Starting a business (rank)	85	Registering property (rank)	76	Trading across borders (rank)	161
Procedures (number)	6	Procedures (number)	5	Documents to export (number)	10
Time (days)	92	Time (days)	98	Time to export (days)	23
Cost (% of income per capita)	6.7	Cost (% of property value)	1.1	Cost to export (US\$ per container)	1,950
Minimum capital (% of income per capita)	0.0			Documents to import (number)	10
		Getting credit (rank)	159	Time to import (days)	26
Dealing with construction permits (rank)	96	Strength of legal rights index (0–10)	4	Cost to import (US\$ per container)	1,910
Procedures (number)	23	Depth of credit information index (0–6)	2		
Time (days)	108	Public registry coverage (% of adults)	2.4	Enforcing contracts (rank)	104
Cost (% of income per capita)	45.8	Private bureau coverage (% of adults)	0.0	Procedures (number)	42
				Time (days)	443
Getting electricity (rank)	140	Protecting investors (rank)	187	Cost (% of claim)	31.6
Procedures (number)	5	Extent of disclosure index (0–10)	2		
Time (days)	134	Extent of director liability index (0–10)	1	Resolving insolvency (rank)	189
Cost (% of income per capita)	1,913.0	Ease of shareholder suits index (0–10)	2	Time (years)	NO PRACTICE
		Strength of investor protection index (0–10)	1.7	Cost (% of estate)	NO PRACTICE
				Recovery rate (cents on the dollar)	0.0
		✓ Paying taxes (rank)	119		
		Payments (number per year)	34		
		Time (hours per year)	362		
		Total tax rate (% of profit)	26.8		

Note: Most indicator sets refer to a case scenario in an economy's largest business city. For more details, see the data notes.

✓ Reform making it easier to do business ✗ Reform making it more difficult to do business

LATVIA		Europe & Central Asia	GNI per capita (US\$)	14,180	
Ease of doing business (rank)	24	High income	Population (m)	2.0	
✓ Starting a business (rank)	57	✓ Registering property (rank)	33	✓ Trading across borders (rank)	17
Procedures (number)	4	Procedures (number)	5	Documents to export (number)	5
Time (days)	12.5	Time (days)	18	Time to export (days)	10
Cost (% of income per capita)	1.9	Cost (% of property value)	2.0	Cost to export (US\$ per container)	600
Minimum capital (% of income per capita)	0.0			Documents to import (number)	5
		✓ Getting credit (rank)	3	Time to import (days)	11
✓ Dealing with construction permits (rank)	79	Strength of legal rights index (0–10)	10	Cost to import (US\$ per container)	801
Procedures (number)	18	Depth of credit information index (0–6)	5		
Time (days)	152	Public registry coverage (% of adults)	73.6	Enforcing contracts (rank)	21
Cost (% of income per capita)	15.4	Private bureau coverage (% of adults)	0.0	Procedures (number)	27
				Time (days)	469
Getting electricity (rank)	83	Protecting investors (rank)	68	Cost (% of claim)	23.1
Procedures (number)	5	Extent of disclosure index (0–10)	5		
Time (days)	108	Extent of director liability index (0–10)	4	Resolving insolvency (rank)	43
Cost (% of income per capita)	326.1	Ease of shareholder suits index (0–10)	8	Time (years)	1.5
		Strength of investor protection index (0–10)	5.7	Cost (% of estate)	10
				Recovery rate (cents on the dollar)	48.4
		Paying taxes (rank)	49		
		Payments (number per year)	7		
		Time (hours per year)	264		
		Total tax rate (% of profit)	35.9		
LEBANON		Middle East & North Africa	GNI per capita (US\$)	9,190	
Ease of doing business (rank)	111	Upper middle income	Population (m)	4.4	
Starting a business (rank)	120	✓ Registering property (rank)	112	✓ Trading across borders (rank)	97
Procedures (number)	5	Procedures (number)	8	Documents to export (number)	4
Time (days)	9	Time (days)	25	Time to export (days)	22
Cost (% of income per capita)	76.5	Cost (% of property value)	5.9	Cost to export (US\$ per container)	1,080
Minimum capital (% of income per capita)	34.7			Documents to import (number)	7
		Getting credit (rank)	109	Time to import (days)	30
Dealing with construction permits (rank)	179	Strength of legal rights index (0–10)	3	Cost to import (US\$ per container)	1,365
Procedures (number)	20	Depth of credit information index (0–6)	5		
Time (days)	246	Public registry coverage (% of adults)	19.2	Enforcing contracts (rank)	126
Cost (% of income per capita)	352.5	Private bureau coverage (% of adults)	0.0	Procedures (number)	37
				Time (days)	721
Getting electricity (rank)	51	Protecting investors (rank)	98	Cost (% of claim)	30.8
Procedures (number)	5	Extent of disclosure index (0–10)	9		
Time (days)	75	Extent of director liability index (0–10)	1	Resolving insolvency (rank)	93
Cost (% of income per capita)	98.0	Ease of shareholder suits index (0–10)	5	Time (years)	3.0
		Strength of investor protection index (0–10)	5.0	Cost (% of estate)	15
				Recovery rate (cents on the dollar)	32.4
		Paying taxes (rank)	39		
		Payments (number per year)	19		
		Time (hours per year)	180		
		Total tax rate (% of profit)	30.2		
LESOTHO		Sub-Saharan Africa	GNI per capita (US\$)	1,380	
Ease of doing business (rank)	136	Lower middle income	Population (m)	2.1	
Starting a business (rank)	89	✓ Registering property (rank)	88	✓ Trading across borders (rank)	144
Procedures (number)	7	Procedures (number)	4	Documents to export (number)	7
Time (days)	29	Time (days)	43	Time to export (days)	31
Cost (% of income per capita)	11.4	Cost (% of property value)	8.7	Cost to export (US\$ per container)	1,695
Minimum capital (% of income per capita)	0.0			Documents to import (number)	7
		Getting credit (rank)	159	Time to import (days)	33
Dealing with construction permits (rank)	145	Strength of legal rights index (0–10)	6	Cost to import (US\$ per container)	1,945
Procedures (number)	11	Depth of credit information index (0–6)	0		
Time (days)	330	Public registry coverage (% of adults)	0.0	Enforcing contracts (rank)	144
Cost (% of income per capita)	832.6	Private bureau coverage (% of adults)	0.0	Procedures (number)	41
				Time (days)	615
Getting electricity (rank)	136	Protecting investors (rank)	98	Cost (% of claim)	31.3
Procedures (number)	5	Extent of disclosure index (0–10)	3		
Time (days)	125	Extent of director liability index (0–10)	4	Resolving insolvency (rank)	104
Cost (% of income per capita)	1,991.8	Ease of shareholder suits index (0–10)	8	Time (years)	2.6
		Strength of investor protection index (0–10)	5.0	Cost (% of estate)	20
				Recovery rate (cents on the dollar)	28.6
		Paying taxes (rank)	101		
		Payments (number per year)	33		
		Time (hours per year)	324		
		Total tax rate (% of profit)	16.0		

Note: Most indicator sets refer to a case scenario in an economy's largest business city. For more details, see the data notes.

✓ Reform making it easier to do business ✗ Reform making it more difficult to do business

LIBERIA		Sub-Saharan Africa	GNI per capita (US\$)	370	
Ease of doing business (rank)	144	Low income	Population (m)	4.2	
✓ Starting a business (rank)	31	✓ Registering property (rank)	181	Trading across borders (rank)	142
Procedures (number)	4	Procedures (number)	10	Documents to export (number)	10
Time (days)	4.5	Time (days)	44	Time to export (days)	15
Cost (% of income per capita)	19.1	Cost (% of property value)	12.9	Cost to export (US\$ per container)	1,220
Minimum capital (% of income per capita)	0.0			Documents to import (number)	12
		Getting credit (rank)	86	Time to import (days)	28
Dealing with construction permits (rank)	129	Strength of legal rights index (0–10)	7	Cost to import (US\$ per container)	1,320
Procedures (number)	23	Depth of credit information index (0–6)	2		
Time (days)	75	Public registry coverage (% of adults)	1.4	Enforcing contracts (rank)	165
Cost (% of income per capita)	363.0	Private bureau coverage (% of adults)	0.0	Procedures (number)	40
				Time (days)	1,280
Getting electricity (rank)	142	Protecting investors (rank)	147	Cost (% of claim)	35.0
Procedures (number)	4	Extent of disclosure index (0–10)	4		
Time (days)	465	Extent of director liability index (0–10)	1	Resolving insolvency (rank)	161
Cost (% of income per capita)	2,288.5	Ease of shareholder suits index (0–10)	6	Time (years)	3.0
		Strength of investor protection index (0–10)	3.7	Cost (% of estate)	43
				Recovery rate (cents on the dollar)	8.5
		Paying taxes (rank)	42		
		Payments (number per year)	33		
		Time (hours per year)	151		
		Total tax rate (% of profit)	26.6		
LIBYA		Middle East & North Africa	GNI per capita (US\$)	12,778	
Ease of doing business (rank)	187	Upper middle income	Population (m)	6.2	
Starting a business (rank)	171	✓ Registering property (rank)	189	Trading across borders (rank)	143
Procedures (number)	10	Procedures (number)	NO PRACTICE	Documents to export (number)	7
Time (days)	35	Time (days)	NO PRACTICE	Time to export (days)	23
Cost (% of income per capita)	19.1	Cost (% of property value)	NO PRACTICE	Cost to export (US\$ per container)	1,140
Minimum capital (% of income per capita)	31.0			Documents to import (number)	9
		Getting credit (rank)	186	Time to import (days)	37
Dealing with construction permits (rank)	189	Strength of legal rights index (0–10)	1	Cost to import (US\$ per container)	2,255
Procedures (number)	NO PRACTICE	Depth of credit information index (0–6)	1		
Time (days)	NO PRACTICE	Public registry coverage (% of adults)	0.5	Enforcing contracts (rank)	150
Cost (% of income per capita)	NO PRACTICE	Private bureau coverage (% of adults)	0.0	Procedures (number)	43
				Time (days)	690
Getting electricity (rank)	68	Protecting investors (rank)	187	Cost (% of claim)	27.0
Procedures (number)	4	Extent of disclosure index (0–10)	1		
Time (days)	118	Extent of director liability index (0–10)	1	Resolving insolvency (rank)	189
Cost (% of income per capita)	378.3	Ease of shareholder suits index (0–10)	3	Time (years)	NO PRACTICE
		Strength of investor protection index (0–10)	1.7	Cost (% of estate)	NO PRACTICE
				Recovery rate (cents on the dollar)	0.0
		Paying taxes (rank)	116		
		Payments (number per year)	19		
		Time (hours per year)	889		
		Total tax rate (% of profit)	31.6		
LITHUANIA		Europe & Central Asia	GNI per capita (US\$)	13,850	
Ease of doing business (rank)	17	High income	Population (m)	3.0	
✓ Starting a business (rank)	11	✓ Registering property (rank)	6	Trading across borders (rank)	15
Procedures (number)	4	Procedures (number)	3	Documents to export (number)	4
Time (days)	6.5	Time (days)	2.5	Time to export (days)	10
Cost (% of income per capita)	0.9	Cost (% of property value)	0.8	Cost to export (US\$ per container)	750
Minimum capital (% of income per capita)	0.0			Documents to import (number)	5
		✓ Getting credit (rank)	28	Time to import (days)	9
Dealing with construction permits (rank)	39	Strength of legal rights index (0–10)	7	Cost to import (US\$ per container)	800
Procedures (number)	16	Depth of credit information index (0–6)	6		
Time (days)	105	Public registry coverage (% of adults)	28.3	Enforcing contracts (rank)	17
Cost (% of income per capita)	18.0	Private bureau coverage (% of adults)	89.4	Procedures (number)	32
				Time (days)	300
Getting electricity (rank)	75	Protecting investors (rank)	68	Cost (% of claim)	23.6
Procedures (number)	5	Extent of disclosure index (0–10)	7		
Time (days)	148	Extent of director liability index (0–10)	4	Resolving insolvency (rank)	44
Cost (% of income per capita)	48.1	Ease of shareholder suits index (0–10)	6	Time (years)	1.9
		Strength of investor protection index (0–10)	5.7	Cost (% of estate)	7
				Recovery rate (cents on the dollar)	48.4
		Paying taxes (rank)	56		
		Payments (number per year)	11		
		Time (hours per year)	175		
		Total tax rate (% of profit)	43.1		

Note: Most indicator sets refer to a case scenario in an economy's largest business city. For more details, see the data notes.

✓ Reform making it easier to do business ✗ Reform making it more difficult to do business

LUXEMBOURG		OECD high income		GNI per capita (US\$)	76,960
Ease of doing business (rank)		High income		Population (m)	0.5
Starting a business (rank)	103	Registering property (rank)	124	Trading across borders (rank)	41
Procedures (number)	6	Procedures (number)	7	Documents to export (number)	5
Time (days)	18.5	Time (days)	26.5	Time to export (days)	8
Cost (% of income per capita)	1.9	Cost (% of property value)	10.1	Cost to export (US\$ per container)	1,425
Minimum capital (% of income per capita)	20.8			Documents to import (number)	4
		Getting credit (rank)	170	Time to import (days)	7
Dealing with construction permits (rank)	37	Strength of legal rights index (0–10)	4	Cost to import (US\$ per container)	1,420
Procedures (number)	12	Depth of credit information index (0–6)	0		
Time (days)	157	Public registry coverage (% of adults)	0.0	Enforcing contracts (rank)	1
Cost (% of income per capita)	19.1	Private bureau coverage (% of adults)	0.0	Procedures (number)	26
				Time (days)	321
Getting electricity (rank)	66	Protecting investors (rank)	128	Cost (% of claim)	9.7
Procedures (number)	5	Extent of disclosure index (0–10)	6		
Time (days)	120	Extent of director liability index (0–10)	4	Resolving insolvency (rank)	53
Cost (% of income per capita)	57.7	Ease of shareholder suits index (0–10)	3	Time (years)	2.0
		Strength of investor protection index (0–10)	4.3	Cost (% of estate)	15
				Recovery rate (cents on the dollar)	43.5
		Paying taxes (rank)	15		
		Payments (number per year)	23		
		Time (hours per year)	55		
		Total tax rate (% of profit)	20.7		
MACEDONIA, FYR		Europe & Central Asia		GNI per capita (US\$)	4,690
Ease of doing business (rank)		Upper middle income		Population (m)	2.1
Starting a business (rank)	7	✓ Registering property (rank)	84	Trading across borders (rank)	89
Procedures (number)	2	Procedures (number)	7	Documents to export (number)	6
Time (days)	2	Time (days)	31	Time to export (days)	12
Cost (% of income per capita)	1.9	Cost (% of property value)	3.3	Cost to export (US\$ per container)	1,376
Minimum capital (% of income per capita)	0.0			Documents to import (number)	8
		✓ Getting credit (rank)	3	Time to import (days)	11
✓ Dealing with construction permits (rank)	63	Strength of legal rights index (0–10)	9	Cost to import (US\$ per container)	1,380
Procedures (number)	12	Depth of credit information index (0–6)	6		
Time (days)	90	Public registry coverage (% of adults)	34.8	Enforcing contracts (rank)	95
Cost (% of income per capita)	512.1	Private bureau coverage (% of adults)	77.1	Procedures (number)	37
				Time (days)	604
✓ Getting electricity (rank)	76	✓ Protecting investors (rank)	16	Cost (% of claim)	28.8
Procedures (number)	5	Extent of disclosure index (0–10)	9		
Time (days)	107	Extent of director liability index (0–10)	8	Resolving insolvency (rank)	52
Cost (% of income per capita)	258.6	Ease of shareholder suits index (0–10)	4	Time (years)	1.8
		Strength of investor protection index (0–10)	7.0	Cost (% of estate)	10
				Recovery rate (cents on the dollar)	43.8
		✓ Paying taxes (rank)	26		
		Payments (number per year)	29		
		Time (hours per year)	119		
		Total tax rate (% of profit)	8.2		
MADAGASCAR		Sub-Saharan Africa		GNI per capita (US\$)	430
Ease of doing business (rank)		Low income		Population (m)	22.3
✗ Starting a business (rank)	29	Registering property (rank)	155	✓ Trading across borders (rank)	115
Procedures (number)	2	Procedures (number)	6	Documents to export (number)	5
Time (days)	8	Time (days)	74	Time to export (days)	22
Cost (% of income per capita)	12.9	Cost (% of property value)	10.3	Cost to export (US\$ per container)	1,195
Minimum capital (% of income per capita)	0.0			Documents to import (number)	9
		Getting credit (rank)	180	Time to import (days)	21
Dealing with construction permits (rank)	157	Strength of legal rights index (0–10)	2	Cost to import (US\$ per container)	1,555
Procedures (number)	16	Depth of credit information index (0–6)	1		
Time (days)	160	Public registry coverage (% of adults)	0.2	Enforcing contracts (rank)	160
Cost (% of income per capita)	1,105.3	Private bureau coverage (% of adults)	0.0	Procedures (number)	38
				Time (days)	871
Getting electricity (rank)	187	Protecting investors (rank)	68	Cost (% of claim)	42.4
Procedures (number)	6	Extent of disclosure index (0–10)	5		
Time (days)	450	Extent of director liability index (0–10)	6	Resolving insolvency (rank)	157
Cost (% of income per capita)	9,050.2	Ease of shareholder suits index (0–10)	6	Time (years)	2.0
		Strength of investor protection index (0–10)	5.7	Cost (% of estate)	30
				Recovery rate (cents on the dollar)	11.7
		✓ Paying taxes (rank)	61		
		Payments (number per year)	23		
		Time (hours per year)	183		
		Total tax rate (% of profit)	35.8		

Note: Most indicator sets refer to a case scenario in an economy's largest business city. For more details, see the data notes.

✓ Reform making it easier to do business ✗ Reform making it more difficult to do business

MALAWI		Sub-Saharan Africa	GNI per capita (US\$)	320	
Ease of doing business (rank)	171	Low income	Population (m)	15.9	
Starting a business (rank)	149	✓ Registering property (rank)	85	Trading across borders (rank)	176
Procedures (number)	10	Procedures (number)	6	Documents to export (number)	10
Time (days)	40	Time (days)	69	Time to export (days)	34
Cost (% of income per capita)	120.1	Cost (% of property value)	2.0	Cost to export (US\$ per container)	2,175
Minimum capital (% of income per capita)	0.0			Documents to import (number)	11
		Getting credit (rank)	130	Time to import (days)	43
Dealing with construction permits (rank)	173	Strength of legal rights index (0–10)	7	Cost to import (US\$ per container)	2,870
Procedures (number)	16	Depth of credit information index (0–6)	0		
Time (days)	183	Public registry coverage (% of adults)	0.0	Enforcing contracts (rank)	145
Cost (% of income per capita)	1,755.0	Private bureau coverage (% of adults)	0.0	Procedures (number)	42
				Time (days)	432
Getting electricity (rank)	183	Protecting investors (rank)	80	Cost (% of claim)	94.1
Procedures (number)	6	Extent of disclosure index (0–10)	4		
Time (days)	222	Extent of director liability index (0–10)	7	Resolving insolvency (rank)	150
Cost (% of income per capita)	7,468.4	Ease of shareholder suits index (0–10)	5	Time (years)	2.6
		Strength of investor protection index (0–10)	5.3	Cost (% of estate)	25
				Recovery rate (cents on the dollar)	15.6
		Paying taxes (rank)	81		
		Payments (number per year)	35		
		Time (hours per year)	175		
		Total tax rate (% of profit)	34.9		
MALAYSIA		East Asia & Pacific	GNI per capita (US\$)	9,800	
Ease of doing business (rank)	6	Upper middle income	Population (m)	29.2	
✓ Starting a business (rank)	16	Registering property (rank)	35	Trading across borders (rank)	5
Procedures (number)	3	Procedures (number)	5	Documents to export (number)	4
Time (days)	6	Time (days)	14	Time to export (days)	11
Cost (% of income per capita)	7.6	Cost (% of property value)	3.3	Cost to export (US\$ per container)	450
Minimum capital (% of income per capita)	0.0			Documents to import (number)	4
		Getting credit (rank)	1	Time to import (days)	8
✓ Dealing with construction permits (rank)	43	Strength of legal rights index (0–10)	10	Cost to import (US\$ per container)	485
Procedures (number)	15	Depth of credit information index (0–6)	6		
Time (days)	130	Public registry coverage (% of adults)	52.9	Enforcing contracts (rank)	30
Cost (% of income per capita)	14.7	Private bureau coverage (% of adults)	77.2	Procedures (number)	29
				Time (days)	425
✓ Getting electricity (rank)	21	Protecting investors (rank)	4	Cost (% of claim)	27.5
Procedures (number)	5	Extent of disclosure index (0–10)	10		
Time (days)	32	Extent of director liability index (0–10)	9	Resolving insolvency (rank)	42
Cost (% of income per capita)	49.1	Ease of shareholder suits index (0–10)	7	Time (years)	1.5
		Strength of investor protection index (0–10)	8.7	Cost (% of estate)	10
				Recovery rate (cents on the dollar)	48.9
		Paying taxes (rank)	36		
		Payments (number per year)	13		
		Time (hours per year)	133		
		Total tax rate (% of profit)	36.3		
MALDIVES		South Asia	GNI per capita (US\$)	5,750	
Ease of doing business (rank)	95	Upper middle income	Population (m)	0.3	
Starting a business (rank)	71	Registering property (rank)	161	Trading across borders (rank)	138
Procedures (number)	5	Procedures (number)	6	Documents to export (number)	7
Time (days)	9	Time (days)	57	Time to export (days)	21
Cost (% of income per capita)	6.2	Cost (% of property value)	16.2	Cost to export (US\$ per container)	1,625
Minimum capital (% of income per capita)	2.3			Documents to import (number)	9
		Getting credit (rank)	109	Time to import (days)	22
Dealing with construction permits (rank)	18	Strength of legal rights index (0–10)	4	Cost to import (US\$ per container)	1,610
Procedures (number)	8	Depth of credit information index (0–6)	4		
Time (days)	174	Public registry coverage (% of adults)	17.5	Enforcing contracts (rank)	90
Cost (% of income per capita)	8.6	Private bureau coverage (% of adults)	0.0	Procedures (number)	41
				Time (days)	665
Getting electricity (rank)	131	Protecting investors (rank)	80	Cost (% of claim)	16.5
Procedures (number)	6	Extent of disclosure index (0–10)	0		
Time (days)	108	Extent of director liability index (0–10)	8	Resolving insolvency (rank)	40
Cost (% of income per capita)	398.0	Ease of shareholder suits index (0–10)	8	Time (years)	1.5
		Strength of investor protection index (0–10)	5.3	Cost (% of estate)	4
				Recovery rate (cents on the dollar)	50.4
		✓ Paying taxes (rank)	115		
		Payments (number per year)	30		
		Time (hours per year)	413		
		Total tax rate (% of profit)	28.9		

Note: Most indicator sets refer to a case scenario in an economy's largest business city. For more details, see the data notes.

✓ Reform making it easier to do business ✗ Reform making it more difficult to do business

MALI		Sub-Saharan Africa	GNI per capita (US\$)	660	
Ease of doing business (rank)	155	Low income	Population (m)	14.9	
✗ Starting a business (rank)	136	Registering property (rank)	99	Trading across borders (rank)	160
Procedures (number)	5	Procedures (number)	5	Documents to export (number)	6
Time (days)	11	Time (days)	29	Time to export (days)	26
Cost (% of income per capita)	76.7	Cost (% of property value)	12.0	Cost to export (US\$ per container)	2,440
Minimum capital (% of income per capita)	295.2			Documents to import (number)	10
		Getting credit (rank)	130	Time to import (days)	32
Dealing with construction permits (rank)	113	Strength of legal rights index (0–10)	6	Cost to import (US\$ per container)	4,405
Procedures (number)	11	Depth of credit information index (0–6)	1		
Time (days)	179	Public registry coverage (% of adults)	3.7	Enforcing contracts (rank)	140
Cost (% of income per capita)	372.2	Private bureau coverage (% of adults)	0.0	Procedures (number)	36
				Time (days)	620
Getting electricity (rank)	118	Protecting investors (rank)	147	Cost (% of claim)	52.0
Procedures (number)	4	Extent of disclosure index (0–10)	6		
Time (days)	120	Extent of director liability index (0–10)	1	Resolving insolvency (rank)	131
Cost (% of income per capita)	3,771.9	Ease of shareholder suits index (0–10)	4	Time (years)	3.6
		Strength of investor protection index (0–10)	3.7	Cost (% of estate)	18
				Recovery rate (cents on the dollar)	22.2
		Paying taxes (rank)	157		
		Payments (number per year)	35		
		Time (hours per year)	270		
		Total tax rate (% of profit)	49.5		
MALTA		Middle East & North Africa	GNI per capita (US\$)	19,760	
Ease of doing business (rank)	103	High income	Population (m)	0.4	
Starting a business (rank)	161	Registering property (rank)	77	Trading across borders (rank)	34
Procedures (number)	11	Procedures (number)	7	Documents to export (number)	5
Time (days)	39.5	Time (days)	15	Time to export (days)	11
Cost (% of income per capita)	10.8	Cost (% of property value)	5.1	Cost to export (US\$ per container)	855
Minimum capital (% of income per capita)	1.5			Documents to import (number)	7
		Getting credit (rank)	180	Time to import (days)	9
✓ Dealing with construction permits (rank)	163	Strength of legal rights index (0–10)	3	Cost to import (US\$ per container)	970
Procedures (number)	18	Depth of credit information index (0–6)	0		
Time (days)	224	Public registry coverage (% of adults)	0.0	Enforcing contracts (rank)	122
Cost (% of income per capita)	150.1	Private bureau coverage (% of adults)	0.0	Procedures (number)	40
				Time (days)	505
Getting electricity (rank)	115	Protecting investors (rank)	68	Cost (% of claim)	35.9
Procedures (number)	5	Extent of disclosure index (0–10)	3		
Time (days)	136	Extent of director liability index (0–10)	6	Resolving insolvency (rank)	64
Cost (% of income per capita)	463.2	Ease of shareholder suits index (0–10)	8	Time (years)	3.0
		Strength of investor protection index (0–10)	5.7	Cost (% of estate)	10
				Recovery rate (cents on the dollar)	39.2
		Paying taxes (rank)	27		
		Payments (number per year)	7		
		Time (hours per year)	139		
		Total tax rate (% of profit)	41.0		
MARSHALL ISLANDS		East Asia & Pacific	GNI per capita (US\$)	4,140	
Ease of doing business (rank)	114	Upper middle income	Population (m)	0.1	
Starting a business (rank)	56	Registering property (rank)	189	Trading across borders (rank)	62
Procedures (number)	5	Procedures (number)	NO PRACTICE	Documents to export (number)	5
Time (days)	17	Time (days)	NO PRACTICE	Time to export (days)	23
Cost (% of income per capita)	12.8	Cost (% of property value)	NO PRACTICE	Cost to export (US\$ per container)	695
Minimum capital (% of income per capita)	0.0			Documents to import (number)	5
		Getting credit (rank)	86	Time to import (days)	25
Dealing with construction permits (rank)	32	Strength of legal rights index (0–10)	9	Cost to import (US\$ per container)	720
Procedures (number)	12	Depth of credit information index (0–6)	0		
Time (days)	76	Public registry coverage (% of adults)	0.0	Enforcing contracts (rank)	61
Cost (% of income per capita)	124.9	Private bureau coverage (% of adults)	0.0	Procedures (number)	36
				Time (days)	476
Getting electricity (rank)	77	Protecting investors (rank)	157	Cost (% of claim)	27.4
Procedures (number)	5	Extent of disclosure index (0–10)	2		
Time (days)	67	Extent of director liability index (0–10)	0	Resolving insolvency (rank)	138
Cost (% of income per capita)	729.5	Ease of shareholder suits index (0–10)	8	Time (years)	2.0
		Strength of investor protection index (0–10)	3.3	Cost (% of estate)	38
				Recovery rate (cents on the dollar)	18.6
		Paying taxes (rank)	96		
		Payments (number per year)	21		
		Time (hours per year)	128		
		Total tax rate (% of profit)	64.8		

Note: Most indicator sets refer to a case scenario in an economy's largest business city. For more details, see the data notes.

✓ Reform making it easier to do business ✗ Reform making it more difficult to do business

MAURITANIA		Sub-Saharan Africa	GNI per capita (US\$)	1,110	
Ease of doing business (rank)	173	Lower middle income	Population (m)	3.8	
Starting a business (rank)	173	Registering property (rank)	67	✓ Trading across borders (rank)	152
Procedures (number)	9	Procedures (number)	4	Documents to export (number)	8
Time (days)	19	Time (days)	49	Time to export (days)	31
Cost (% of income per capita)	46.1	Cost (% of property value)	4.7	Cost to export (US\$ per container)	1,640
Minimum capital (% of income per capita)	314.4			Documents to import (number)	8
		Getting credit (rank)	170	Time to import (days)	38
Dealing with construction permits (rank)	123	Strength of legal rights index (0–10)	3	Cost to import (US\$ per container)	1,523
Procedures (number)	16	Depth of credit information index (0–6)	1		
Time (days)	82	Public registry coverage (% of adults)	1.4	Enforcing contracts (rank)	75
Cost (% of income per capita)	2,681.0	Private bureau coverage (% of adults)	0.0	Procedures (number)	46
				Time (days)	370
Getting electricity (rank)	124	Protecting investors (rank)	147	Cost (% of claim)	23.2
Procedures (number)	5	Extent of disclosure index (0–10)	6		
Time (days)	75	Extent of director liability index (0–10)	1	Resolving insolvency (rank)	189
Cost (% of income per capita)	7,404.2	Ease of shareholder suits index (0–10)	4	Time (years)	NO PRACTICE
		Strength of investor protection index (0–10)	3.7	Cost (% of estate)	NO PRACTICE
		✗ Paying taxes (rank)	181	Recovery rate (cents on the dollar)	0.0
		Payments (number per year)	37		
		Time (hours per year)	696		
		Total tax rate (% of profit)	68.2		
MAURITIUS		Sub-Saharan Africa	GNI per capita (US\$)	8,570	
Ease of doing business (rank)	20	Upper middle income	Population (m)	1.3	
Starting a business (rank)	19	Registering property (rank)	65	Trading across borders (rank)	12
Procedures (number)	5	Procedures (number)	4	Documents to export (number)	4
Time (days)	6	Time (days)	15	Time to export (days)	10
Cost (% of income per capita)	3.6	Cost (% of property value)	10.6	Cost to export (US\$ per container)	675
Minimum capital (% of income per capita)	0.0			Documents to import (number)	5
		✓ Getting credit (rank)	42	Time to import (days)	10
Dealing with construction permits (rank)	123	Strength of legal rights index (0–10)	6	Cost to import (US\$ per container)	710
Procedures (number)	16	Depth of credit information index (0–6)	6		
Time (days)	248	Public registry coverage (% of adults)	69.2	✓ Enforcing contracts (rank)	54
Cost (% of income per capita)	27.4	Private bureau coverage (% of adults)	0.0	Procedures (number)	35
				Time (days)	529
Getting electricity (rank)	48	Protecting investors (rank)	12	Cost (% of claim)	25.0
Procedures (number)	4	Extent of disclosure index (0–10)	6		
Time (days)	84	Extent of director liability index (0–10)	8	✓ Resolving insolvency (rank)	61
Cost (% of income per capita)	281.1	Ease of shareholder suits index (0–10)	9	Time (years)	1.7
		Strength of investor protection index (0–10)	7.7	Cost (% of estate)	15
				Recovery rate (cents on the dollar)	41.0
		Paying taxes (rank)	13		
		Payments (number per year)	8		
		Time (hours per year)	152		
		Total tax rate (% of profit)	28.2		
MEXICO		Latin America & Caribbean	GNI per capita (US\$)	9,740	
Ease of doing business (rank)	53	Upper middle income	Population (m)	120.8	
Starting a business (rank)	48	Registering property (rank)	150	✓ Trading across borders (rank)	59
Procedures (number)	6	Procedures (number)	7	Documents to export (number)	4
Time (days)	6	Time (days)	74	Time to export (days)	11
Cost (% of income per capita)	19.7	Cost (% of property value)	5.3	Cost to export (US\$ per container)	1,450
Minimum capital (% of income per capita)	0.0			Documents to import (number)	4
		Getting credit (rank)	42	Time to import (days)	11
Dealing with construction permits (rank)	40	Strength of legal rights index (0–10)	6	Cost to import (US\$ per container)	1,740
Procedures (number)	11	Depth of credit information index (0–6)	6		
Time (days)	82	Public registry coverage (% of adults)	0.0	✓ Enforcing contracts (rank)	71
Cost (% of income per capita)	353.1	Private bureau coverage (% of adults)	100.0	Procedures (number)	38
				Time (days)	400
✓ Getting electricity (rank)	133	Protecting investors (rank)	68	Cost (% of claim)	31.0
Procedures (number)	7	Extent of disclosure index (0–10)	8		
Time (days)	85	Extent of director liability index (0–10)	5	Resolving insolvency (rank)	26
Cost (% of income per capita)	369.0	Ease of shareholder suits index (0–10)	4	Time (years)	1.8
		Strength of investor protection index (0–10)	5.7	Cost (% of estate)	18
				Recovery rate (cents on the dollar)	67.6
		Paying taxes (rank)	118		
		Payments (number per year)	6		
		Time (hours per year)	334		
		Total tax rate (% of profit)	53.7		

Note: Most indicator sets refer to a case scenario in an economy's largest business city. For more details, see the data notes.

✓ Reform making it easier to do business ✗ Reform making it more difficult to do business

MICRONESIA, FED. STS.		East Asia & Pacific	GNI per capita (US\$)	3,310	
Ease of doing business (rank)	156	Lower middle income	Population (m)	0.1	
Starting a business (rank)	106	Registering property (rank)	189	Trading across borders (rank)	103
Procedures (number)	7	Procedures (number)	NO PRACTICE	Documents to export (number)	5
Time (days)	16	Time (days)	NO PRACTICE	Time to export (days)	30
Cost (% of income per capita)	144.4	Cost (% of property value)	NO PRACTICE	Cost to export (US\$ per container)	1,045
Minimum capital (% of income per capita)	0.0			Documents to import (number)	6
		Getting credit (rank)	130	Time to import (days)	31
Dealing with construction permits (rank)	54	Strength of legal rights index (0–10)	7	Cost to import (US\$ per container)	1,045
Procedures (number)	15	Depth of credit information index (0–6)	0		
Time (days)	114	Public registry coverage (% of adults)	0.0	Enforcing contracts (rank)	152
Cost (% of income per capita)	28.7	Private bureau coverage (% of adults)	0.0	Procedures (number)	34
				Time (days)	885
Getting electricity (rank)	106	Protecting investors (rank)	178	Cost (% of claim)	66.0
Procedures (number)	3	Extent of disclosure index (0–10)	0		
Time (days)	470	Extent of director liability index (0–10)	0	Resolving insolvency (rank)	168
Cost (% of income per capita)	374.7	Ease of shareholder suits index (0–10)	8	Time (years)	5.3
		Strength of investor protection index (0–10)	2.7	Cost (% of estate)	38
				Recovery rate (cents on the dollar)	3.4
		Paying taxes (rank)	94		
		Payments (number per year)	21		
		Time (hours per year)	128		
		Total tax rate (% of profit)	59.9		
MOLDOVA		Europe & Central Asia	GNI per capita (US\$)	2,070	
Ease of doing business (rank)	78	Lower middle income	Population (m)	3.6	
Starting a business (rank)	81	Registering property (rank)	19	Trading across borders (rank)	150
Procedures (number)	6	Procedures (number)	5	Documents to export (number)	7
Time (days)	7	Time (days)	6	Time to export (days)	32
Cost (% of income per capita)	5.4	Cost (% of property value)	0.9	Cost to export (US\$ per container)	1,545
Minimum capital (% of income per capita)	8.1			Documents to import (number)	8
		✓ Getting credit (rank)	13	Time to import (days)	35
Dealing with construction permits (rank)	174	Strength of legal rights index (0–10)	9	Cost to import (US\$ per container)	1,870
Procedures (number)	26	Depth of credit information index (0–6)	5		
Time (days)	291	Public registry coverage (% of adults)	0.0	Enforcing contracts (rank)	23
Cost (% of income per capita)	65.0	Private bureau coverage (% of adults)	4.5	Procedures (number)	31
				Time (days)	337
Getting electricity (rank)	165	Protecting investors (rank)	80	Cost (% of claim)	28.6
Procedures (number)	7	Extent of disclosure index (0–10)	7		
Time (days)	140	Extent of director liability index (0–10)	3	✓ Resolving insolvency (rank)	91
Cost (% of income per capita)	542.1	Ease of shareholder suits index (0–10)	6	Time (years)	2.8
		Strength of investor protection index (0–10)	5.3	Cost (% of estate)	9
				Recovery rate (cents on the dollar)	32.8
		✓ Paying taxes (rank)	95		
		Payments (number per year)	31		
		Time (hours per year)	181		
		Total tax rate (% of profit)	40.4		
MONGOLIA		East Asia & Pacific	GNI per capita (US\$)	3,160	
Ease of doing business (rank)	76	Lower middle income	Population (m)	2.8	
✓ Starting a business (rank)	25	Registering property (rank)	27	Trading across borders (rank)	181
Procedures (number)	5	Procedures (number)	5	Documents to export (number)	11
Time (days)	11	Time (days)	10.5	Time to export (days)	49
Cost (% of income per capita)	1.5	Cost (% of property value)	2.1	Cost to export (US\$ per container)	2,745
Minimum capital (% of income per capita)	0.0			Documents to import (number)	13
		Getting credit (rank)	55	Time to import (days)	50
✓ Dealing with construction permits (rank)	107	Strength of legal rights index (0–10)	6	Cost to import (US\$ per container)	2,950
Procedures (number)	20	Depth of credit information index (0–6)	5		
Time (days)	186	Public registry coverage (% of adults)	58.3	Enforcing contracts (rank)	30
Cost (% of income per capita)	7.6	Private bureau coverage (% of adults)	0.0	Procedures (number)	32
				Time (days)	314
✓ Getting electricity (rank)	162	Protecting investors (rank)	22	Cost (% of claim)	30.6
Procedures (number)	8	Extent of disclosure index (0–10)	5		
Time (days)	104	Extent of director liability index (0–10)	8	Resolving insolvency (rank)	133
Cost (% of income per capita)	742.7	Ease of shareholder suits index (0–10)	7	Time (years)	4.0
		Strength of investor protection index (0–10)	6.7	Cost (% of estate)	8
				Recovery rate (cents on the dollar)	21.6
		Paying taxes (rank)	74		
		Payments (number per year)	41		
		Time (hours per year)	192		
		Total tax rate (% of profit)	24.6		

Note: Most indicator sets refer to a case scenario in an economy's largest business city. For more details, see the data notes.

✓ Reform making it easier to do business ✗ Reform making it more difficult to do business

MONTENEGRO		Europe & Central Asia	GNI per capita (US\$)	6,940	
Ease of doing business (rank)	44	Upper middle income	Population (m)	0.6	
Starting a business (rank)	69	✓ Registering property (rank)	98	Trading across borders (rank)	53
Procedures (number)	6	Procedures (number)	6	Documents to export (number)	6
Time (days)	10	Time (days)	70	Time to export (days)	14
Cost (% of income per capita)	1.5	Cost (% of property value)	3.1	Cost to export (US\$ per container)	985
Minimum capital (% of income per capita)	0.0			Documents to import (number)	5
		Getting credit (rank)	3	Time to import (days)	14
✓ Dealing with construction permits (rank)	106	Strength of legal rights index (0–10)	10	Cost to import (US\$ per container)	985
Procedures (number)	9	Depth of credit information index (0–6)	5		
Time (days)	158	Public registry coverage (% of adults)	25.2	Enforcing contracts (rank)	136
Cost (% of income per capita)	1,159.3	Private bureau coverage (% of adults)	0.0	Procedures (number)	49
		Protecting investors (rank)	34	Time (days)	545
Getting electricity (rank)	69	Extent of disclosure index (0–10)	5	Cost (% of claim)	25.7
Procedures (number)	5	Extent of director liability index (0–10)	8		
Time (days)	71	Ease of shareholder suits index (0–10)	6	Resolving insolvency (rank)	45
Cost (% of income per capita)	487.6	Strength of investor protection index (0–10)	6.3	Time (years)	1.4
				Cost (% of estate)	8
		Paying taxes (rank)	86	Recovery rate (cents on the dollar)	48.4
		Payments (number per year)	29		
		Time (hours per year)	320		
		Total tax rate (% of profit)	20.9		
MOROCCO		Middle East & North Africa	GNI per capita (US\$)	2,940	
Ease of doing business (rank)	87	Lower middle income	Population (m)	32.5	
✓ Starting a business (rank)	39	✓ Registering property (rank)	156	Trading across borders (rank)	37
Procedures (number)	5	Procedures (number)	8	Documents to export (number)	5
Time (days)	11	Time (days)	60	Time to export (days)	11
Cost (% of income per capita)	9.5	Cost (% of property value)	5.9	Cost to export (US\$ per container)	595
Minimum capital (% of income per capita)	0.0			Documents to import (number)	7
		Getting credit (rank)	109	Time to import (days)	16
Dealing with construction permits (rank)	83	Strength of legal rights index (0–10)	3	Cost to import (US\$ per container)	970
Procedures (number)	15	Depth of credit information index (0–6)	5		
Time (days)	97	Public registry coverage (% of adults)	0.0	Enforcing contracts (rank)	83
Cost (% of income per capita)	218.2	Private bureau coverage (% of adults)	19.6	Procedures (number)	40
		Protecting investors (rank)	115	Time (days)	510
Getting electricity (rank)	97	Extent of disclosure index (0–10)	6	Cost (% of claim)	25.2
Procedures (number)	5	Extent of director liability index (0–10)	2		
Time (days)	62	Ease of shareholder suits index (0–10)	6	Resolving insolvency (rank)	69
Cost (% of income per capita)	2,476.3	Strength of investor protection index (0–10)	4.7	Time (years)	1.8
				Cost (% of estate)	18
		✓ Paying taxes (rank)	78	Recovery rate (cents on the dollar)	38.3
		Payments (number per year)	6		
		Time (hours per year)	232		
		Total tax rate (% of profit)	49.6		
MOZAMBIQUE		Sub-Saharan Africa	GNI per capita (US\$)	510	
Ease of doing business (rank)	139	Low income	Population (m)	25.2	
Starting a business (rank)	95	Registering property (rank)	152	✓ Trading across borders (rank)	131
Procedures (number)	9	Procedures (number)	8	Documents to export (number)	7
Time (days)	13	Time (days)	39	Time to export (days)	21
Cost (% of income per capita)	18.7	Cost (% of property value)	7.7	Cost to export (US\$ per container)	1,100
Minimum capital (% of income per capita)	0.0			Documents to import (number)	9
		Getting credit (rank)	130	Time to import (days)	25
✓ Dealing with construction permits (rank)	77	Strength of legal rights index (0–10)	3	Cost to import (US\$ per container)	1,600
Procedures (number)	12	Depth of credit information index (0–6)	4		
Time (days)	130	Public registry coverage (% of adults)	4.3	Enforcing contracts (rank)	145
Cost (% of income per capita)	257.6	Private bureau coverage (% of adults)	0.0	Procedures (number)	30
		Protecting investors (rank)	52	Time (days)	950
Getting electricity (rank)	171	Extent of disclosure index (0–10)	5	Cost (% of claim)	119.0
Procedures (number)	7	Extent of director liability index (0–10)	4		
Time (days)	107	Ease of shareholder suits index (0–10)	9	Resolving insolvency (rank)	148
Cost (% of income per capita)	2,857.7	Strength of investor protection index (0–10)	6.0	Time (years)	5.0
				Cost (% of estate)	9
		Paying taxes (rank)	129	Recovery rate (cents on the dollar)	16.6
		Payments (number per year)	37		
		Time (hours per year)	230		
		Total tax rate (% of profit)	37.5		

Note: Most indicator sets refer to a case scenario in an economy's largest business city. For more details, see the data notes.

✓ Reform making it easier to do business ✗ Reform making it more difficult to do business

MYANMAR		East Asia & Pacific	GNI per capita (US\$)	835	
Ease of doing business (rank)		Low income	Population (m)	52.8	
Starting a business (rank)	189	Registering property (rank)	154	Trading across borders (rank)	113
Procedures (number)	11	Procedures (number)	6	Documents to export (number)	9
Time (days)	72	Time (days)	113	Time to export (days)	25
Cost (% of income per capita)	176.7	Cost (% of property value)	7.2	Cost to export (US\$ per container)	670
Minimum capital (% of income per capita)	7,016.0			Documents to import (number)	9
		Getting credit (rank)	170	Time to import (days)	27
Dealing with construction permits (rank)	150	Strength of legal rights index (0–10)	4	Cost to import (US\$ per container)	660
Procedures (number)	16	Depth of credit information index (0–6)	0		
Time (days)	159	Public registry coverage (% of adults)	0.0	Enforcing contracts (rank)	188
Cost (% of income per capita)	566.9	Private bureau coverage (% of adults)	0.0	Procedures (number)	45
				Time (days)	1,160
Getting electricity (rank)	126	Protecting investors (rank)	182	Cost (% of claim)	51.5
Procedures (number)	5	Extent of disclosure index (0–10)	3		
Time (days)	91	Extent of director liability index (0–10)	0	Resolving insolvency (rank)	155
Cost (% of income per capita)	3,175.5	Ease of shareholder suits index (0–10)	4	Time (years)	5.0
		Strength of investor protection index (0–10)	2.3	Cost (% of estate)	18
				Recovery rate (cents on the dollar)	14.7
		✓ Paying taxes (rank)	107		
		Payments (number per year)	31		
		Time (hours per year)	155		
		Total tax rate (% of profit)	48.9		
NAMIBIA		Sub-Saharan Africa	GNI per capita (US\$)	5,670	
Ease of doing business (rank)		Upper middle income	Population (m)	2.3	
Starting a business (rank)	132	✗ Registering property (rank)	178	Trading across borders (rank)	141
Procedures (number)	10	Procedures (number)	8	Documents to export (number)	8
Time (days)	66	Time (days)	54	Time to export (days)	25
Cost (% of income per capita)	14.7	Cost (% of property value)	13.8	Cost to export (US\$ per container)	1,750
Minimum capital (% of income per capita)	0.0			Documents to import (number)	7
		Getting credit (rank)	55	Time to import (days)	20
Dealing with construction permits (rank)	31	Strength of legal rights index (0–10)	7	Cost to import (US\$ per container)	1,905
Procedures (number)	12	Depth of credit information index (0–6)	4		
Time (days)	123	Public registry coverage (% of adults)	0.0	Enforcing contracts (rank)	69
Cost (% of income per capita)	30.6	Private bureau coverage (% of adults)	66.2	Procedures (number)	33
				Time (days)	460
Getting electricity (rank)	72	Protecting investors (rank)	80	Cost (% of claim)	35.8
Procedures (number)	6	Extent of disclosure index (0–10)	5		
Time (days)	37	Extent of director liability index (0–10)	5	Resolving insolvency (rank)	85
Cost (% of income per capita)	395.9	Ease of shareholder suits index (0–10)	6	Time (years)	2.5
		Strength of investor protection index (0–10)	5.3	Cost (% of estate)	15
				Recovery rate (cents on the dollar)	34.9
		Paying taxes (rank)	114		
		Payments (number per year)	37		
		Time (hours per year)	314		
		Total tax rate (% of profit)	21.8		
NEPAL		South Asia	GNI per capita (US\$)	700	
Ease of doing business (rank)		Low income	Population (m)	27.5	
✓ Starting a business (rank)	97	Registering property (rank)	24	Trading across borders (rank)	177
Procedures (number)	7	Procedures (number)	3	Documents to export (number)	11
Time (days)	17	Time (days)	5	Time to export (days)	42
Cost (% of income per capita)	34.6	Cost (% of property value)	4.8	Cost to export (US\$ per container)	2,295
Minimum capital (% of income per capita)	0.0			Documents to import (number)	11
		Getting credit (rank)	55	Time to import (days)	39
Dealing with construction permits (rank)	105	Strength of legal rights index (0–10)	8	Cost to import (US\$ per container)	2,400
Procedures (number)	13	Depth of credit information index (0–6)	3		
Time (days)	115	Public registry coverage (% of adults)	0.0	Enforcing contracts (rank)	139
Cost (% of income per capita)	512.7	Private bureau coverage (% of adults)	0.7	Procedures (number)	39
				Time (days)	910
Getting electricity (rank)	98	Protecting investors (rank)	80	Cost (% of claim)	26.8
Procedures (number)	5	Extent of disclosure index (0–10)	6		
Time (days)	70	Extent of director liability index (0–10)	1	Resolving insolvency (rank)	125
Cost (% of income per capita)	1,380.7	Ease of shareholder suits index (0–10)	9	Time (years)	5.0
		Strength of investor protection index (0–10)	5.3	Cost (% of estate)	9
				Recovery rate (cents on the dollar)	24.5
		Paying taxes (rank)	126		
		Payments (number per year)	34		
		Time (hours per year)	326		
		Total tax rate (% of profit)	31.5		

Note: Most indicator sets refer to a case scenario in an economy's largest business city. For more details, see the data notes.

✓ Reform making it easier to do business ✗ Reform making it more difficult to do business

NETHERLANDS		OECD high income	GNI per capita (US\$)	48,250	
Ease of doing business (rank)		High income	Population (m)	16.8	
✓ Starting a business (rank)	14	✓ Registering property (rank)	47	Trading across borders (rank)	13
Procedures (number)	4	Procedures (number)	5	Documents to export (number)	4
Time (days)	4	Time (days)	2.5	Time to export (days)	7
Cost (% of income per capita)	5.2	Cost (% of property value)	6.1	Cost to export (US\$ per container)	925
Minimum capital (% of income per capita)	0.0			Documents to import (number)	4
		✗ Getting credit (rank)	73	Time to import (days)	6
Dealing with construction permits (rank)	97	Strength of legal rights index (0–10)	5	Cost to import (US\$ per container)	975
Procedures (number)	14	Depth of credit information index (0–6)	5		
Time (days)	157	Public registry coverage (% of adults)	0.0	Enforcing contracts (rank)	29
Cost (% of income per capita)	79.4	Private bureau coverage (% of adults)	79.9	Procedures (number)	26
				Time (days)	514
Getting electricity (rank)	70	Protecting investors (rank)	115	Cost (% of claim)	23.9
Procedures (number)	5	Extent of disclosure index (0–10)	4		
Time (days)	143	Extent of director liability index (0–10)	4	Resolving insolvency (rank)	5
Cost (% of income per capita)	35.8	Ease of shareholder suits index (0–10)	6	Time (years)	1.1
		Strength of investor protection index (0–10)	4.7	Cost (% of estate)	4
				Recovery rate (cents on the dollar)	89.2
		Paying taxes (rank)	28		
		Payments (number per year)	9		
		Time (hours per year)	123		
		Total tax rate (% of profit)	39.3		
NEW ZEALAND		OECD high income	GNI per capita (US\$)	38,222	
Ease of doing business (rank)		High income	Population (m)	4.4	
Starting a business (rank)	1	Registering property (rank)	2	Trading across borders (rank)	21
Procedures (number)	1	Procedures (number)	2	Documents to export (number)	4
Time (days)	0.5	Time (days)	1	Time to export (days)	10
Cost (% of income per capita)	0.3	Cost (% of property value)	0.1	Cost to export (US\$ per container)	870
Minimum capital (% of income per capita)	0.0			Documents to import (number)	6
		Getting credit (rank)	3	Time to import (days)	9
Dealing with construction permits (rank)	12	Strength of legal rights index (0–10)	10	Cost to import (US\$ per container)	825
Procedures (number)	11	Depth of credit information index (0–6)	5		
Time (days)	94	Public registry coverage (% of adults)	0.0	✓ Enforcing contracts (rank)	18
Cost (% of income per capita)	28.3	Private bureau coverage (% of adults)	100.0	Procedures (number)	30
				Time (days)	216
Getting electricity (rank)	45	Protecting investors (rank)	1	Cost (% of claim)	27.2
Procedures (number)	5	Extent of disclosure index (0–10)	10		
Time (days)	69	Extent of director liability index (0–10)	9	Resolving insolvency (rank)	12
Cost (% of income per capita)	97.0	Ease of shareholder suits index (0–10)	10	Time (years)	1.3
		Strength of investor protection index (0–10)	9.7	Cost (% of estate)	4
				Recovery rate (cents on the dollar)	83.3
		Paying taxes (rank)	23		
		Payments (number per year)	8		
		Time (hours per year)	152		
		Total tax rate (% of profit)	34.6		
NICARAGUA		Latin America & Caribbean	GNI per capita (US\$)	1,650	
Ease of doing business (rank)		Lower middle income	Population (m)	6.0	
✓ Starting a business (rank)	123	Registering property (rank)	135	Trading across borders (rank)	82
Procedures (number)	7	Procedures (number)	8	Documents to export (number)	5
Time (days)	36	Time (days)	49	Time to export (days)	21
Cost (% of income per capita)	77.0	Cost (% of property value)	5.0	Cost to export (US\$ per container)	1,140
Minimum capital (% of income per capita)	0.0			Documents to import (number)	5
		Getting credit (rank)	109	Time to import (days)	20
Dealing with construction permits (rank)	152	Strength of legal rights index (0–10)	3	Cost to import (US\$ per container)	1,245
Procedures (number)	16	Depth of credit information index (0–6)	5		
Time (days)	208	Public registry coverage (% of adults)	16.0	Enforcing contracts (rank)	47
Cost (% of income per capita)	249.4	Private bureau coverage (% of adults)	32.3	Procedures (number)	37
				Time (days)	409
✓ Getting electricity (rank)	114	Protecting investors (rank)	138	Cost (% of claim)	26.8
Procedures (number)	6	Extent of disclosure index (0–10)	1		
Time (days)	55	Extent of director liability index (0–10)	5	Resolving insolvency (rank)	84
Cost (% of income per capita)	1,082.5	Ease of shareholder suits index (0–10)	6	Time (years)	2.2
		Strength of investor protection index (0–10)	4.0	Cost (% of estate)	15
				Recovery rate (cents on the dollar)	34.9
		Paying taxes (rank)	163		
		Payments (number per year)	42		
		Time (hours per year)	207		
		Total tax rate (% of profit)	64.9		

Note: Most indicator sets refer to a case scenario in an economy's largest business city. For more details, see the data notes.

✓ Reform making it easier to do business ✗ Reform making it more difficult to do business

NIGER		Sub-Saharan Africa	GNI per capita (US\$)	370	
Ease of doing business (rank)		Low income	Population (m)	17.2	
✓ Starting a business (rank)	159	✓ Registering property (rank)	80	Trading across borders (rank)	178
Procedures (number)	6	Procedures (number)	4	Documents to export (number)	8
Time (days)	17	Time (days)	35	Time to export (days)	57
Cost (% of income per capita)	80.1	Cost (% of property value)	9.0	Cost to export (US\$ per container)	4,475
Minimum capital (% of income per capita)	527.8			Documents to import (number)	10
		Getting credit (rank)	130	Time to import (days)	62
Dealing with construction permits (rank)	164	Strength of legal rights index (0–10)	6	Cost to import (US\$ per container)	4,500
Procedures (number)	12	Depth of credit information index (0–6)	1		
Time (days)	326	Public registry coverage (% of adults)	1.0	Enforcing contracts (rank)	143
Cost (% of income per capita)	1,486.1	Private bureau coverage (% of adults)	0.0	Procedures (number)	39
				Time (days)	545
Getting electricity (rank)	123	Protecting investors (rank)	157	Cost (% of claim)	59.6
Procedures (number)	4	Extent of disclosure index (0–10)	6		
Time (days)	115	Extent of director liability index (0–10)	1	Resolving insolvency (rank)	154
Cost (% of income per capita)	6,936.4	Ease of shareholder suits index (0–10)	3	Time (years)	5.0
		Strength of investor protection index (0–10)	3.3	Cost (% of estate)	18
				Recovery rate (cents on the dollar)	14.9
		Paying taxes (rank)	162		
		Payments (number per year)	41		
		Time (hours per year)	270		
		Total tax rate (% of profit)	48.0		
NIGERIA		Sub-Saharan Africa	GNI per capita (US\$)	1,430	
Ease of doing business (rank)		Lower middle income	Population (m)	168.8	
Starting a business (rank)	122	Registering property (rank)	185	Trading across borders (rank)	158
Procedures (number)	8	Procedures (number)	13	Documents to export (number)	9
Time (days)	28	Time (days)	77	Time to export (days)	22
Cost (% of income per capita)	58.3	Cost (% of property value)	20.8	Cost to export (US\$ per container)	1,380
Minimum capital (% of income per capita)	0.0			Documents to import (number)	13
		Getting credit (rank)	13	Time to import (days)	33
Dealing with construction permits (rank)	151	Strength of legal rights index (0–10)	9	Cost to import (US\$ per container)	1,695
Procedures (number)	18	Depth of credit information index (0–6)	5		
Time (days)	116	Public registry coverage (% of adults)	0.1	Enforcing contracts (rank)	136
Cost (% of income per capita)	3,504.8	Private bureau coverage (% of adults)	4.9	Procedures (number)	40
				Time (days)	447
Getting electricity (rank)	185	Protecting investors (rank)	68	Cost (% of claim)	92.0
Procedures (number)	8	Extent of disclosure index (0–10)	5		
Time (days)	260	Extent of director liability index (0–10)	7	Resolving insolvency (rank)	107
Cost (% of income per capita)	960.5	Ease of shareholder suits index (0–10)	5	Time (years)	2.0
		Strength of investor protection index (0–10)	5.7	Cost (% of estate)	22
				Recovery rate (cents on the dollar)	27.9
		Paying taxes (rank)	170		
		Payments (number per year)	47		
		Time (hours per year)	956		
		Total tax rate (% of profit)	33.8		
NORWAY		OECD high income	GNI per capita (US\$)	98,860	
Ease of doing business (rank)		High income	Population (m)	5.0	
Starting a business (rank)	53	Registering property (rank)	10	Trading across borders (rank)	26
Procedures (number)	5	Procedures (number)	1	Documents to export (number)	4
Time (days)	7	Time (days)	3	Time to export (days)	8
Cost (% of income per capita)	1.6	Cost (% of property value)	2.5	Cost to export (US\$ per container)	1,225
Minimum capital (% of income per capita)	5.1			Documents to import (number)	5
		Getting credit (rank)	73	Time to import (days)	7
Dealing with construction permits (rank)	28	Strength of legal rights index (0–10)	6	Cost to import (US\$ per container)	1,100
Procedures (number)	10	Depth of credit information index (0–6)	4		
Time (days)	136	Public registry coverage (% of adults)	0.0	Enforcing contracts (rank)	4
Cost (% of income per capita)	28.6	Private bureau coverage (% of adults)	100.0	Procedures (number)	34
				Time (days)	280
Getting electricity (rank)	17	Protecting investors (rank)	22	Cost (% of claim)	9.9
Procedures (number)	4	Extent of disclosure index (0–10)	7		
Time (days)	66	Extent of director liability index (0–10)	6	Resolving insolvency (rank)	2
Cost (% of income per capita)	12.1	Ease of shareholder suits index (0–10)	7	Time (years)	0.9
		Strength of investor protection index (0–10)	6.7	Cost (% of estate)	1
				Recovery rate (cents on the dollar)	91.3
		Paying taxes (rank)	17		
		Payments (number per year)	4		
		Time (hours per year)	83		
		Total tax rate (% of profit)	40.7		

Note: Most indicator sets refer to a case scenario in an economy's largest business city. For more details, see the data notes.

✓ Reform making it easier to do business ✗ Reform making it more difficult to do business

OMAN		Middle East & North Africa	GNI per capita (US\$)	24,765	
Ease of doing business (rank)	47	High income	Population (m)	3.3	
Starting a business (rank)	77	Registering property (rank)	21	Trading across borders (rank)	47
Procedures (number)	5	Procedures (number)	2	Documents to export (number)	7
Time (days)	8	Time (days)	16	Time to export (days)	10
Cost (% of income per capita)	2.4	Cost (% of property value)	3.0	Cost to export (US\$ per container)	745
Minimum capital (% of income per capita)	209.8			Documents to import (number)	8
		Getting credit (rank)	86	Time to import (days)	9
Dealing with construction permits (rank)	69	Strength of legal rights index (0–10)	4	Cost to import (US\$ per container)	680
Procedures (number)	13	Depth of credit information index (0–6)	5		
Time (days)	174	Public registry coverage (% of adults)	21.0	Enforcing contracts (rank)	107
Cost (% of income per capita)	35.3	Private bureau coverage (% of adults)	0.0	Procedures (number)	51
				Time (days)	598
Getting electricity (rank)	58	Protecting investors (rank)	98	Cost (% of claim)	13.5
Procedures (number)	6	Extent of disclosure index (0–10)	8		
Time (days)	62	Extent of director liability index (0–10)	5	Resolving insolvency (rank)	72
Cost (% of income per capita)	49.7	Ease of shareholder suits index (0–10)	2	Time (years)	4.0
		Strength of investor protection index (0–10)	5.0	Cost (% of estate)	4
				Recovery rate (cents on the dollar)	37.3
		Paying taxes (rank)	9		
		Payments (number per year)	14		
		Time (hours per year)	68		
		Total tax rate (% of profit)	22.0		
PAKISTAN		South Asia	GNI per capita (US\$)	1,260	
Ease of doing business (rank)	110	Lower middle income	Population (m)	179.2	
Starting a business (rank)	105	Registering property (rank)	125	Trading across borders (rank)	91
Procedures (number)	10	Procedures (number)	6	Documents to export (number)	8
Time (days)	21	Time (days)	50	Time to export (days)	21
Cost (% of income per capita)	10.4	Cost (% of property value)	7.7	Cost to export (US\$ per container)	660
Minimum capital (% of income per capita)	0.0			Documents to import (number)	8
		Getting credit (rank)	73	Time to import (days)	18
Dealing with construction permits (rank)	109	Strength of legal rights index (0–10)	6	Cost to import (US\$ per container)	725
Procedures (number)	11	Depth of credit information index (0–6)	4		
Time (days)	222	Public registry coverage (% of adults)	8.0	Enforcing contracts (rank)	158
Cost (% of income per capita)	190.4	Private bureau coverage (% of adults)	2.1	Procedures (number)	46
				Time (days)	976
Getting electricity (rank)	175	Protecting investors (rank)	34	Cost (% of claim)	23.8
Procedures (number)	6	Extent of disclosure index (0–10)	6		
Time (days)	206	Extent of director liability index (0–10)	6	Resolving insolvency (rank)	71
Cost (% of income per capita)	1,600.9	Ease of shareholder suits index (0–10)	7	Time (years)	2.8
		Strength of investor protection index (0–10)	6.3	Cost (% of estate)	4
				Recovery rate (cents on the dollar)	37.7
		Paying taxes (rank)	166		
		Payments (number per year)	47		
		Time (hours per year)	577		
		Total tax rate (% of profit)	34.7		
PALAU		East Asia & Pacific	GNI per capita (US\$)	9,860	
Ease of doing business (rank)	100	Upper middle income	Population (m)	0.0	
Starting a business (rank)	129	Registering property (rank)	20	Trading across borders (rank)	96
Procedures (number)	8	Procedures (number)	5	Documents to export (number)	5
Time (days)	28	Time (days)	14	Time to export (days)	26
Cost (% of income per capita)	3.8	Cost (% of property value)	0.3	Cost to export (US\$ per container)	720
Minimum capital (% of income per capita)	10.1			Documents to import (number)	9
		✓ Getting credit (rank)	86	Time to import (days)	31
Dealing with construction permits (rank)	45	Strength of legal rights index (0–10)	9	Cost to import (US\$ per container)	680
Procedures (number)	22	Depth of credit information index (0–6)	0		
Time (days)	93	Public registry coverage (% of adults)	0.0	✓ Enforcing contracts (rank)	141
Cost (% of income per capita)	5.6	Private bureau coverage (% of adults)	0.0	Procedures (number)	37
				Time (days)	810
Getting electricity (rank)	78	Protecting investors (rank)	178	Cost (% of claim)	35.3
Procedures (number)	5	Extent of disclosure index (0–10)	0		
Time (days)	125	Extent of director liability index (0–10)	0	Resolving insolvency (rank)	96
Cost (% of income per capita)	99.5	Ease of shareholder suits index (0–10)	8	Time (years)	2.0
		Strength of investor protection index (0–10)	2.7	Cost (% of estate)	23
				Recovery rate (cents on the dollar)	31.0
		Paying taxes (rank)	84		
		Payments (number per year)	11		
		Time (hours per year)	142		
		Total tax rate (% of profit)	75.2		

Note: Most indicator sets refer to a case scenario in an economy's largest business city. For more details, see the data notes.

✓ Reform making it easier to do business ✗ Reform making it more difficult to do business

PANAMA		Latin America & Caribbean Upper middle income	GNI per capita (US\$) Population (m)	9,910 3.8	
Ease of doing business (rank)	55				
✓ Starting a business (rank)	25	✓ Registering property (rank)	74	Trading across borders (rank)	11
Procedures (number)	5	Procedures (number)	7	Documents to export (number)	3
Time (days)	6	Time (days)	29.5	Time to export (days)	10
Cost (% of income per capita)	7.2	Cost (% of property value)	2.3	Cost to export (US\$ per container)	625
Minimum capital (% of income per capita)	0.0			Documents to import (number)	3
		Getting credit (rank)	55	Time to import (days)	9
Dealing with construction permits (rank)	62	Strength of legal rights index (0–10)	5	Cost to import (US\$ per container)	965
Procedures (number)	16	Depth of credit information index (0–6)	6		
Time (days)	99.5	Public registry coverage (% of adults)	0.0	Enforcing contracts (rank)	127
Cost (% of income per capita)	66.0	Private bureau coverage (% of adults)	60.8	Procedures (number)	32
				Time (days)	686
Getting electricity (rank)	16	✓ Protecting investors (rank)	80	Cost (% of claim)	50.0
Procedures (number)	5	Extent of disclosure index (0–10)	4		
Time (days)	35	Extent of director liability index (0–10)	4	Resolving insolvency (rank)	112
Cost (% of income per capita)	10.3	Ease of shareholder suits index (0–10)	8	Time (years)	2.5
		Strength of investor protection index (0–10)	5.3	Cost (% of estate)	25
				Recovery rate (cents on the dollar)	27.5
		✓ Paying taxes (rank)	175		
		Payments (number per year)	52		
		Time (hours per year)	417		
		Total tax rate (% of profit)	40.5		
PAPUA NEW GUINEA		East Asia & Pacific Lower middle income	GNI per capita (US\$) Population (m)	1,790 7.2	
Ease of doing business (rank)	113				
Starting a business (rank)	101	Registering property (rank)	87	Trading across borders (rank)	134
Procedures (number)	6	Procedures (number)	4	Documents to export (number)	7
Time (days)	53	Time (days)	72	Time to export (days)	23
Cost (% of income per capita)	13.0	Cost (% of property value)	5.1	Cost to export (US\$ per container)	1,149
Minimum capital (% of income per capita)	0.0			Documents to import (number)	9
		Getting credit (rank)	86	Time to import (days)	32
Dealing with construction permits (rank)	165	Strength of legal rights index (0–10)	5	Cost to import (US\$ per container)	1,250
Procedures (number)	21	Depth of credit information index (0–6)	4		
Time (days)	219	Public registry coverage (% of adults)	0.0	Enforcing contracts (rank)	168
Cost (% of income per capita)	110.0	Private bureau coverage (% of adults)	2.8	Procedures (number)	42
				Time (days)	591
Getting electricity (rank)	24	Protecting investors (rank)	68	Cost (% of claim)	110.3
Procedures (number)	4	Extent of disclosure index (0–10)	4		
Time (days)	66	Extent of director liability index (0–10)	5	Resolving insolvency (rank)	128
Cost (% of income per capita)	57.5	Ease of shareholder suits index (0–10)	8	Time (years)	3.0
		Strength of investor protection index (0–10)	5.7	Cost (% of estate)	23
				Recovery rate (cents on the dollar)	23.5
		Paying taxes (rank)	116		
		Payments (number per year)	32		
		Time (hours per year)	207		
		Total tax rate (% of profit)	42.1		
PARAGUAY		Latin America & Caribbean Lower middle income	GNI per capita (US\$) Population (m)	3,290 6.7	
Ease of doing business (rank)	109				
Starting a business (rank)	113	Registering property (rank)	71	Trading across borders (rank)	154
Procedures (number)	7	Procedures (number)	6	Documents to export (number)	7
Time (days)	35	Time (days)	46	Time to export (days)	29
Cost (% of income per capita)	44.2	Cost (% of property value)	1.9	Cost to export (US\$ per container)	1,850
Minimum capital (% of income per capita)	0.0			Documents to import (number)	9
		Getting credit (rank)	86	Time to import (days)	30
Dealing with construction permits (rank)	71	Strength of legal rights index (0–10)	3	Cost to import (US\$ per container)	2,275
Procedures (number)	12	Depth of credit information index (0–6)	6		
Time (days)	137	Public registry coverage (% of adults)	20.9	Enforcing contracts (rank)	102
Cost (% of income per capita)	195.4	Private bureau coverage (% of adults)	46.5	Procedures (number)	38
				Time (days)	591
Getting electricity (rank)	50	Protecting investors (rank)	68	Cost (% of claim)	30.0
Procedures (number)	5	Extent of disclosure index (0–10)	6		
Time (days)	67	Extent of director liability index (0–10)	5	Resolving insolvency (rank)	152
Cost (% of income per capita)	202.6	Ease of shareholder suits index (0–10)	6	Time (years)	3.9
		Strength of investor protection index (0–10)	5.7	Cost (% of estate)	9
				Recovery rate (cents on the dollar)	15.2
		✓ Paying taxes (rank)	125		
		Payments (number per year)	28		
		Time (hours per year)	384		
		Total tax rate (% of profit)	35.0		

Note: Most indicator sets refer to a case scenario in an economy's largest business city. For more details, see the data notes.

✓ Reform making it easier to do business ✗ Reform making it more difficult to do business

PERU		Latin America & Caribbean	GNI per capita (US\$)	5,880	
Ease of doing business (rank)	42	Upper middle income	Population (m)	30.0	
Starting a business (rank)	63	Registering property (rank)	22	Trading across borders (rank)	55
Procedures (number)	5	Procedures (number)	4	Documents to export (number)	5
Time (days)	25	Time (days)	6.5	Time to export (days)	12
Cost (% of income per capita)	10.1	Cost (% of property value)	3.3	Cost to export (US\$ per container)	890
Minimum capital (% of income per capita)	0.0			Documents to import (number)	7
		Getting credit (rank)	28	Time to import (days)	17
Dealing with construction permits (rank)	117	Strength of legal rights index (0–10)	7	Cost to import (US\$ per container)	1,010
Procedures (number)	14	Depth of credit information index (0–6)	6		
Time (days)	173	Public registry coverage (% of adults)	31.7	Enforcing contracts (rank)	105
Cost (% of income per capita)	109.3	Private bureau coverage (% of adults)	41.5	Procedures (number)	41
				Time (days)	426
Getting electricity (rank)	79	Protecting investors (rank)	16	Cost (% of claim)	35.7
Procedures (number)	5	Extent of disclosure index (0–10)	9		
Time (days)	100	Extent of director liability index (0–10)	6	Resolving insolvency (rank)	110
Cost (% of income per capita)	353.7	Ease of shareholder suits index (0–10)	6	Time (years)	3.1
		Strength of investor protection index (0–10)	7.0	Cost (% of estate)	7
				Recovery rate (cents on the dollar)	27.7
		Paying taxes (rank)	73		
		Payments (number per year)	9		
		Time (hours per year)	293		
		Total tax rate (% of profit)	36.4		
PHILIPPINES		East Asia & Pacific	GNI per capita (US\$)	2,470	
Ease of doing business (rank)	108	Lower middle income	Population (m)	96.7	
Starting a business (rank)	170	Registering property (rank)	121	Trading across borders (rank)	42
Procedures (number)	15	Procedures (number)	8	Documents to export (number)	6
Time (days)	35	Time (days)	39	Time to export (days)	15
Cost (% of income per capita)	18.7	Cost (% of property value)	4.8	Cost to export (US\$ per container)	585
Minimum capital (% of income per capita)	4.6			Documents to import (number)	7
✓ Dealing with construction permits (rank)	99	✓ Getting credit (rank)	86	Time to import (days)	14
Procedures (number)	25	Strength of legal rights index (0–10)	4	Cost to import (US\$ per container)	660
Time (days)	77	Depth of credit information index (0–6)	5		
Cost (% of income per capita)	79.4	Public registry coverage (% of adults)	0.0	Enforcing contracts (rank)	114
		Private bureau coverage (% of adults)	9.3	Procedures (number)	37
Getting electricity (rank)	33	Protecting investors (rank)	128	Time (days)	842
Procedures (number)	5	Extent of disclosure index (0–10)	2	Cost (% of claim)	26.0
Time (days)	42	Extent of director liability index (0–10)	3		
Cost (% of income per capita)	118.2	Ease of shareholder suits index (0–10)	8	Resolving insolvency (rank)	100
		Strength of investor protection index (0–10)	4.3	Time (years)	2.7
				Cost (% of estate)	22
		✓ Paying taxes (rank)	131	Recovery rate (cents on the dollar)	29.9
		Payments (number per year)	36		
		Time (hours per year)	193		
		Total tax rate (% of profit)	44.5		
POLAND		OECD high income	GNI per capita (US\$)	12,670	
Ease of doing business (rank)	45	High income	Population (m)	38.5	
✓ Starting a business (rank)	116	Registering property (rank)	54	Trading across borders (rank)	49
Procedures (number)	4	Procedures (number)	6	Documents to export (number)	5
Time (days)	30	Time (days)	35	Time to export (days)	17
Cost (% of income per capita)	14.3	Cost (% of property value)	0.4	Cost to export (US\$ per container)	1,050
Minimum capital (% of income per capita)	12.6			Documents to import (number)	4
		Getting credit (rank)	3	Time to import (days)	14
✓ Dealing with construction permits (rank)	88	Strength of legal rights index (0–10)	9	Cost to import (US\$ per container)	1,025
Procedures (number)	18	Depth of credit information index (0–6)	6		
Time (days)	161	Public registry coverage (% of adults)	0.0	Enforcing contracts (rank)	55
Cost (% of income per capita)	10.6	Private bureau coverage (% of adults)	82.8	Procedures (number)	33
				Time (days)	685
Getting electricity (rank)	137	Protecting investors (rank)	52	Cost (% of claim)	19.0
Procedures (number)	6	Extent of disclosure index (0–10)	7		
Time (days)	161	Extent of director liability index (0–10)	2	Resolving insolvency (rank)	37
Cost (% of income per capita)	205.2	Ease of shareholder suits index (0–10)	9	Time (years)	3.0
		Strength of investor protection index (0–10)	6.0	Cost (% of estate)	15
				Recovery rate (cents on the dollar)	54.8
		Paying taxes (rank)	113		
		Payments (number per year)	18		
		Time (hours per year)	286		
		Total tax rate (% of profit)	41.6		

Note: Most indicator sets refer to a case scenario in an economy's largest business city. For more details, see the data notes.

✓ Reform making it easier to do business ✗ Reform making it more difficult to do business

PORTUGAL		OECD high income	GNI per capita (US\$)	20,580	
Ease of doing business (rank)	31	High income	Population (m)	10.5	
✓ Starting a business (rank)	32	Registering property (rank)	30	Trading across borders (rank)	25
Procedures (number)	3	Procedures (number)	1	Documents to export (number)	4
Time (days)	2.5	Time (days)	1	Time to export (days)	15
Cost (% of income per capita)	2.4	Cost (% of property value)	7.3	Cost to export (US\$ per container)	780
Minimum capital (% of income per capita)	0.0			Documents to import (number)	4
		Getting credit (rank)	109	Time to import (days)	13
Dealing with construction permits (rank)	76	Strength of legal rights index (0–10)	3	Cost to import (US\$ per container)	925
Procedures (number)	13	Depth of credit information index (0–6)	5		
Time (days)	99	Public registry coverage (% of adults)	100.0	Enforcing contracts (rank)	24
Cost (% of income per capita)	374.9	Private bureau coverage (% of adults)	23.2	Procedures (number)	34
				Time (days)	547
Getting electricity (rank)	36	Protecting investors (rank)	52	Cost (% of claim)	13.0
Procedures (number)	5	Extent of disclosure index (0–10)	6		
Time (days)	64	Extent of director liability index (0–10)	5	Resolving insolvency (rank)	23
Cost (% of income per capita)	53.6	Ease of shareholder suits index (0–10)	7	Time (years)	2.0
		Strength of investor protection index (0–10)	6.0	Cost (% of estate)	9
				Recovery rate (cents on the dollar)	71.6
		Paying taxes (rank)	81		
		Payments (number per year)	8		
		Time (hours per year)	275		
		Total tax rate (% of profit)	42.3		
PUERTO RICO (U.S.)		Latin America & Caribbean	GNI per capita (US\$)	18,000	
Ease of doing business (rank)	40	High income	Population (m)	3.7	
Starting a business (rank)	18	Registering property (rank)	131	Trading across borders (rank)	87
Procedures (number)	6	Procedures (number)	8	Documents to export (number)	5
Time (days)	6	Time (days)	193.5	Time to export (days)	15
Cost (% of income per capita)	0.9	Cost (% of property value)	0.9	Cost to export (US\$ per container)	1,300
Minimum capital (% of income per capita)	0.0			Documents to import (number)	8
		Getting credit (rank)	13	Time to import (days)	15
Dealing with construction permits (rank)	172	Strength of legal rights index (0–10)	9	Cost to import (US\$ per container)	1,350
Procedures (number)	18	Depth of credit information index (0–6)	5		
Time (days)	189	Public registry coverage (% of adults)	0.0	Enforcing contracts (rank)	101
Cost (% of income per capita)	354.4	Private bureau coverage (% of adults)	100.0	Procedures (number)	39
				Time (days)	620
Getting electricity (rank)	38	Protecting investors (rank)	16	Cost (% of claim)	25.6
Procedures (number)	5	Extent of disclosure index (0–10)	7		
Time (days)	32	Extent of director liability index (0–10)	6	Resolving insolvency (rank)	21
Cost (% of income per capita)	376.7	Ease of shareholder suits index (0–10)	8	Time (years)	2.5
		Strength of investor protection index (0–10)	7.0	Cost (% of estate)	8
				Recovery rate (cents on the dollar)	73.4
		Paying taxes (rank)	110		
		Payments (number per year)	16		
		Time (hours per year)	218		
		Total tax rate (% of profit)	50.7		
QATAR		Middle East & North Africa	GNI per capita (US\$)	78,720	
Ease of doing business (rank)	48	High income	Population (m)	2.1	
Starting a business (rank)	112	Registering property (rank)	43	Trading across borders (rank)	67
Procedures (number)	8	Procedures (number)	7	Documents to export (number)	5
Time (days)	8.5	Time (days)	13	Time to export (days)	17
Cost (% of income per capita)	5.1	Cost (% of property value)	0.3	Cost to export (US\$ per container)	885
Minimum capital (% of income per capita)	62.0			Documents to import (number)	7
		Getting credit (rank)	130	Time to import (days)	17
Dealing with construction permits (rank)	23	Strength of legal rights index (0–10)	3	Cost to import (US\$ per container)	1,033
Procedures (number)	17	Depth of credit information index (0–6)	4		
Time (days)	62.5	Public registry coverage (% of adults)	22.7	Enforcing contracts (rank)	93
Cost (% of income per capita)	1.1	Private bureau coverage (% of adults)	0.0	Procedures (number)	43
				Time (days)	570
Getting electricity (rank)	27	Protecting investors (rank)	128	Cost (% of claim)	21.6
Procedures (number)	4	Extent of disclosure index (0–10)	5		
Time (days)	90	Extent of director liability index (0–10)	6	Resolving insolvency (rank)	36
Cost (% of income per capita)	4.0	Ease of shareholder suits index (0–10)	2	Time (years)	2.8
		Strength of investor protection index (0–10)	4.3	Cost (% of estate)	22
				Recovery rate (cents on the dollar)	55.6
		✓ Paying taxes (rank)	2		
		Payments (number per year)	4		
		Time (hours per year)	41		
		Total tax rate (% of profit)	11.3		

Note: Most indicator sets refer to a case scenario in an economy's largest business city. For more details, see the data notes.

✓ Reform making it easier to do business ✗ Reform making it more difficult to do business

ROMANIA		Europe & Central Asia	GNI per capita (US\$)	8,420	
Ease of doing business (rank)		Upper middle income	Population (m)	21.3	
✓ Starting a business (rank)	60	Registering property (rank)	70	Trading across borders (rank)	76
Procedures (number)	5	Procedures (number)	8	Documents to export (number)	5
Time (days)	8.5	Time (days)	20	Time to export (days)	13
Cost (% of income per capita)	2.4	Cost (% of property value)	1.6	Cost to export (US\$ per container)	1,485
Minimum capital (% of income per capita)	0.7			Documents to import (number)	6
		Getting credit (rank)	13	Time to import (days)	13
Dealing with construction permits (rank)	136	Strength of legal rights index (0–10)	9	Cost to import (US\$ per container)	1,495
Procedures (number)	15	Depth of credit information index (0–6)	5		
Time (days)	287	Public registry coverage (% of adults)	11.8	✓ Enforcing contracts (rank)	53
Cost (% of income per capita)	71.2	Private bureau coverage (% of adults)	46.9	Procedures (number)	32
				Time (days)	512
Getting electricity (rank)	174	Protecting investors (rank)	52	Cost (% of claim)	28.9
Procedures (number)	7	Extent of disclosure index (0–10)	9		
Time (days)	223	Extent of director liability index (0–10)	5	Resolving insolvency (rank)	99
Cost (% of income per capita)	534.0	Ease of shareholder suits index (0–10)	4	Time (years)	3.3
		Strength of investor protection index (0–10)	6.0	Cost (% of estate)	11
				Recovery rate (cents on the dollar)	30.0
		✓ Paying taxes (rank)	134		
		Payments (number per year)	39		
		Time (hours per year)	200		
		Total tax rate (% of profit)	42.9		
RUSSIAN FEDERATION		Europe & Central Asia	GNI per capita (US\$)	12,700	
Ease of doing business (rank)		High income	Population (m)	143.5	
✓ Starting a business (rank)	88	✓ Registering property (rank)	17	✓ Trading across borders (rank)	157
Procedures (number)	7	Procedures (number)	4	Documents to export (number)	9
Time (days)	15	Time (days)	22	Time to export (days)	22
Cost (% of income per capita)	1.3	Cost (% of property value)	0.1	Cost to export (US\$ per container)	2,615
Minimum capital (% of income per capita)	1.2			Documents to import (number)	10
		Getting credit (rank)	109	Time to import (days)	21
✓ Dealing with construction permits (rank)	178	Strength of legal rights index (0–10)	3	Cost to import (US\$ per container)	2,810
Procedures (number)	36	Depth of credit information index (0–6)	5		
Time (days)	297	Public registry coverage (% of adults)	0.0	Enforcing contracts (rank)	10
Cost (% of income per capita)	89.0	Private bureau coverage (% of adults)	59.2	Procedures (number)	36
				Time (days)	270
✓ Getting electricity (rank)	117	Protecting investors (rank)	115	Cost (% of claim)	13.4
Procedures (number)	5	Extent of disclosure index (0–10)	6		
Time (days)	162	Extent of director liability index (0–10)	2	Resolving insolvency (rank)	55
Cost (% of income per capita)	293.8	Ease of shareholder suits index (0–10)	6	Time (years)	2.0
		Strength of investor protection index (0–10)	4.7	Cost (% of estate)	9
				Recovery rate (cents on the dollar)	42.8
		Paying taxes (rank)	56		
		Payments (number per year)	7		
		Time (hours per year)	177		
		Total tax rate (% of profit)	50.7		
RWANDA		Sub-Saharan Africa	GNI per capita (US\$)	560	
Ease of doing business (rank)		Low income	Population (m)	11.5	
✓ Starting a business (rank)	9	✓ Registering property (rank)	8	✓ Trading across borders (rank)	162
Procedures (number)	2	Procedures (number)	3	Documents to export (number)	7
Time (days)	2	Time (days)	12	Time to export (days)	26
Cost (% of income per capita)	4.4	Cost (% of property value)	0.2	Cost to export (US\$ per container)	3,245
Minimum capital (% of income per capita)	0.0			Documents to import (number)	9
		✓ Getting credit (rank)	13	Time to import (days)	30
✓ Dealing with construction permits (rank)	85	Strength of legal rights index (0–10)	8	Cost to import (US\$ per container)	4,990
Procedures (number)	13	Depth of credit information index (0–6)	6		
Time (days)	104	Public registry coverage (% of adults)	2.1	Enforcing contracts (rank)	40
Cost (% of income per capita)	375.7	Private bureau coverage (% of adults)	13.0	Procedures (number)	23
				Time (days)	230
Getting electricity (rank)	53	✓ Protecting investors (rank)	22	Cost (% of claim)	78.7
Procedures (number)	4	Extent of disclosure index (0–10)	7		
Time (days)	30	Extent of director liability index (0–10)	9	✓ Resolving insolvency (rank)	137
Cost (% of income per capita)	4,018.7	Ease of shareholder suits index (0–10)	4	Time (years)	2.5
		Strength of investor protection index (0–10)	6.7	Cost (% of estate)	29
				Recovery rate (cents on the dollar)	19.0
		✓ Paying taxes (rank)	22		
		Payments (number per year)	17		
		Time (hours per year)	113		
		Total tax rate (% of profit)	29.9		

Note: Most indicator sets refer to a case scenario in an economy's largest business city. For more details, see the data notes.

✓ Reform making it easier to do business ✗ Reform making it more difficult to do business

SAMOA		East Asia & Pacific Lower middle income	GNI per capita (US\$) Population (m)	3,220 0.2
Ease of doing business (rank)	61			
Starting a business (rank)	33	✗ Registering property (rank)	39	Trading across borders (rank)
Procedures (number)	4	Procedures (number)	5	Documents to export (number)
Time (days)	9	Time (days)	15	Time to export (days)
Cost (% of income per capita)	9.6	Cost (% of property value)	3.7	Cost to export (US\$ per container)
Minimum capital (% of income per capita)	0.0			Documents to import (number)
		Getting credit (rank)	130	Time to import (days)
Dealing with construction permits (rank)	73	Strength of legal rights index (0–10)	7	Cost to import (US\$ per container)
Procedures (number)	21	Depth of credit information index (0–6)	0	
Time (days)	87	Public registry coverage (% of adults)	0.0	Enforcing contracts (rank)
Cost (% of income per capita)	58.6	Private bureau coverage (% of adults)	0.0	Procedures (number)
				Time (days)
Getting electricity (rank)	37	Protecting investors (rank)	34	Cost (% of claim)
Procedures (number)	4	Extent of disclosure index (0–10)	5	
Time (days)	34	Extent of director liability index (0–10)	6	Resolving insolvency (rank)
Cost (% of income per capita)	783.6	Ease of shareholder suits index (0–10)	8	Time (years)
		Strength of investor protection index (0–10)	6.3	Cost (% of estate)
				Recovery rate (cents on the dollar)
		Paying taxes (rank)	86	
		Payments (number per year)	37	
		Time (hours per year)	224	
		Total tax rate (% of profit)	18.9	
SAN MARINO		Europe & Central Asia High income	GNI per capita (US\$) Population (m)	59,366 0.0
Ease of doing business (rank)	81			
Starting a business (rank)	155	Registering property (rank)	158	Trading across borders (rank)
Procedures (number)	8	Procedures (number)	9	Documents to export (number)
Time (days)	40	Time (days)	42.5	Time to export (days)
Cost (% of income per capita)	8.7	Cost (% of property value)	6.6	Cost to export (US\$ per container)
Minimum capital (% of income per capita)	28.5			Documents to import (number)
		Getting credit (rank)	186	Time to import (days)
Dealing with construction permits (rank)	120	Strength of legal rights index (0–10)	2	Cost to import (US\$ per container)
Procedures (number)	14	Depth of credit information index (0–6)	0	
Time (days)	145.5	Public registry coverage (% of adults)	0.0	Enforcing contracts (rank)
Cost (% of income per capita)	255.9	Private bureau coverage (% of adults)	0.0	Procedures (number)
				Time (days)
Getting electricity (rank)	10	Protecting investors (rank)	52	Cost (% of claim)
Procedures (number)	3	Extent of disclosure index (0–10)	3	
Time (days)	45	Extent of director liability index (0–10)	7	Resolving insolvency (rank)
Cost (% of income per capita)	57.1	Ease of shareholder suits index (0–10)	8	Time (years)
		Strength of investor protection index (0–10)	6.0	Cost (% of estate)
				Recovery rate (cents on the dollar)
		Paying taxes (rank)	40	
		Payments (number per year)	19	
		Time (hours per year)	52	
		Total tax rate (% of profit)	42.2	
SÃO TOMÉ AND PRÍNCIPE		Sub-Saharan Africa Lower middle income	GNI per capita (US\$) Population (m)	1,320 0.2
Ease of doing business (rank)	169			
Starting a business (rank)	98	Registering property (rank)	165	Trading across borders (rank)
Procedures (number)	4	Procedures (number)	7	Documents to export (number)
Time (days)	5	Time (days)	62	Time to export (days)
Cost (% of income per capita)	18.7	Cost (% of property value)	9.0	Cost to export (US\$ per container)
Minimum capital (% of income per capita)	281.2			Documents to import (number)
		Getting credit (rank)	186	Time to import (days)
Dealing with construction permits (rank)	103	Strength of legal rights index (0–10)	2	Cost to import (US\$ per container)
Procedures (number)	13	Depth of credit information index (0–6)	0	
Time (days)	118	Public registry coverage (% of adults)	0.0	Enforcing contracts (rank)
Cost (% of income per capita)	381.4	Private bureau coverage (% of adults)	0.0	Procedures (number)
				Time (days)
Getting electricity (rank)	73	Protecting investors (rank)	157	Cost (% of claim)
Procedures (number)	4	Extent of disclosure index (0–10)	3	
Time (days)	89	Extent of director liability index (0–10)	1	Resolving insolvency (rank)
Cost (% of income per capita)	1,049.9	Ease of shareholder suits index (0–10)	6	Time (years)
		Strength of investor protection index (0–10)	3.3	Cost (% of estate)
				Recovery rate (cents on the dollar)
		Paying taxes (rank)	156	
		Payments (number per year)	42	
		Time (hours per year)	424	
		Total tax rate (% of profit)	32.5	

Note: Most indicator sets refer to a case scenario in an economy's largest business city. For more details, see the data notes.

✓ Reform making it easier to do business ✗ Reform making it more difficult to do business

SAUDI ARABIA		Middle East & North Africa	GNI per capita (US\$)	18,030	
Ease of doing business (rank)	26	High income	Population (m)	28.3	
Starting a business (rank)	84	Registering property (rank)	14	Trading across borders (rank)	69
Procedures (number)	9	Procedures (number)	5	Documents to export (number)	5
Time (days)	20.5	Time (days)	8	Time to export (days)	13
Cost (% of income per capita)	5.0	Cost (% of property value)	0.0	Cost to export (US\$ per container)	1,055
Minimum capital (% of income per capita)	0.0			Documents to import (number)	7
		Getting credit (rank)	55	Time to import (days)	17
Dealing with construction permits (rank)	17	Strength of legal rights index (0–10)	5	Cost to import (US\$ per container)	1,229
Procedures (number)	12	Depth of credit information index (0–6)	6		
Time (days)	102	Public registry coverage (% of adults)	0.0	Enforcing contracts (rank)	127
Cost (% of income per capita)	24.5	Private bureau coverage (% of adults)	44.3	Procedures (number)	40
				Time (days)	635
Getting electricity (rank)	15	Protecting investors (rank)	22	Cost (% of claim)	27.5
Procedures (number)	4	Extent of disclosure index (0–10)	8		
Time (days)	61	Extent of director liability index (0–10)	8	Resolving insolvency (rank)	106
Cost (% of income per capita)	31.1	Ease of shareholder suits index (0–10)	4	Time (years)	2.8
		Strength of investor protection index (0–10)	6.7	Cost (% of estate)	22
				Recovery rate (cents on the dollar)	28.3
		Paying taxes (rank)	3		
		Payments (number per year)	3		
		Time (hours per year)	72		
		Total tax rate (% of profit)	14.5		
SENEGAL		Sub-Saharan Africa	GNI per capita (US\$)	1,040	
Ease of doing business (rank)	178	Lower middle income	Population (m)	13.7	
Starting a business (rank)	110	✓ Registering property (rank)	174	Trading across borders (rank)	80
Procedures (number)	4	Procedures (number)	6	Documents to export (number)	6
Time (days)	6	Time (days)	122	Time to export (days)	12
Cost (% of income per capita)	64.3	Cost (% of property value)	15.2	Cost to export (US\$ per container)	1,225
Minimum capital (% of income per capita)	192.1			Documents to import (number)	5
		Getting credit (rank)	130	Time to import (days)	14
Dealing with construction permits (rank)	165	Strength of legal rights index (0–10)	6	Cost to import (US\$ per container)	1,740
Procedures (number)	14	Depth of credit information index (0–6)	1		
Time (days)	245	Public registry coverage (% of adults)	1.0	Enforcing contracts (rank)	167
Cost (% of income per capita)	531.7	Private bureau coverage (% of adults)	0.0	Procedures (number)	43
				Time (days)	770
Getting electricity (rank)	182	Protecting investors (rank)	170	Cost (% of claim)	36.4
Procedures (number)	8	Extent of disclosure index (0–10)	6		
Time (days)	113	Extent of director liability index (0–10)	1	Resolving insolvency (rank)	122
Cost (% of income per capita)	5,918.2	Ease of shareholder suits index (0–10)	2	Time (years)	3.0
		Strength of investor protection index (0–10)	3.0	Cost (% of estate)	20
				Recovery rate (cents on the dollar)	25.3
		✗ Paying taxes (rank)	182		
		Payments (number per year)	59		
		Time (hours per year)	644		
		Total tax rate (% of profit)	48.5		
SERBIA		Europe & Central Asia	GNI per capita (US\$)	5,280	
Ease of doing business (rank)	93	Upper middle income	Population (m)	7.2	
Starting a business (rank)	45	Registering property (rank)	44	Trading across borders (rank)	98
Procedures (number)	6	Procedures (number)	6	Documents to export (number)	6
Time (days)	11.5	Time (days)	11	Time to export (days)	12
Cost (% of income per capita)	7.2	Cost (% of property value)	2.8	Cost to export (US\$ per container)	1,455
Minimum capital (% of income per capita)	0.0			Documents to import (number)	7
		Getting credit (rank)	42	Time to import (days)	15
Dealing with construction permits (rank)	182	Strength of legal rights index (0–10)	7	Cost to import (US\$ per container)	1,760
Procedures (number)	18	Depth of credit information index (0–6)	5		
Time (days)	269	Public registry coverage (% of adults)	0.0	Enforcing contracts (rank)	116
Cost (% of income per capita)	1,433.5	Private bureau coverage (% of adults)	100.0	Procedures (number)	36
				Time (days)	635
Getting electricity (rank)	85	Protecting investors (rank)	80	Cost (% of claim)	34.0
Procedures (number)	4	Extent of disclosure index (0–10)	7		
Time (days)	131	Extent of director liability index (0–10)	6	Resolving insolvency (rank)	103
Cost (% of income per capita)	505.6	Ease of shareholder suits index (0–10)	3	Time (years)	2.0
		Strength of investor protection index (0–10)	5.3	Cost (% of estate)	20
				Recovery rate (cents on the dollar)	29.0
		✗ Paying taxes (rank)	161		
		Payments (number per year)	66		
		Time (hours per year)	279		
		Total tax rate (% of profit)	36.8		

Note: Most indicator sets refer to a case scenario in an economy's largest business city. For more details, see the data notes.

✓ Reform making it easier to do business ✗ Reform making it more difficult to do business

SEYCHELLES		Sub-Saharan Africa	GNI per capita (US\$)	11,640	
Ease of doing business (rank)		Upper middle income	Population (m)	0.1	
Starting a business (rank)	118	Registering property (rank)	69	Trading across borders (rank)	29
Procedures (number)	10	Procedures (number)	4	Documents to export (number)	5
Time (days)	39	Time (days)	33	Time to export (days)	16
Cost (% of income per capita)	11.1	Cost (% of property value)	7.0	Cost to export (US\$ per container)	705
Minimum capital (% of income per capita)	0.0			Documents to import (number)	5
		Getting credit (rank)	170	Time to import (days)	17
Dealing with construction permits (rank)	68	Strength of legal rights index (0–10)	4	Cost to import (US\$ per container)	675
Procedures (number)	17	Depth of credit information index (0–6)	0		
Time (days)	125	Public registry coverage (% of adults)	0.0	Enforcing contracts (rank)	82
Cost (% of income per capita)	22.9	Private bureau coverage (% of adults)	0.0	Procedures (number)	37
				Time (days)	915
Getting electricity (rank)	147	Protecting investors (rank)	68	Cost (% of claim)	15.4
Procedures (number)	6	Extent of disclosure index (0–10)	4		
Time (days)	137	Extent of director liability index (0–10)	8	Resolving insolvency (rank)	65
Cost (% of income per capita)	489.3	Ease of shareholder suits index (0–10)	5	Time (years)	2.0
		Strength of investor protection index (0–10)	5.7	Cost (% of estate)	11
				Recovery rate (cents on the dollar)	38.9
		✗ Paying taxes (rank)	19		
		Payments (number per year)	27		
		Time (hours per year)	76		
		Total tax rate (% of profit)	25.7		
SIERRA LEONE		Sub-Saharan Africa	GNI per capita (US\$)	580	
Ease of doing business (rank)		Low income	Population (m)	6.0	
Starting a business (rank)	75	Registering property (rank)	170	Trading across borders (rank)	140
Procedures (number)	6	Procedures (number)	7	Documents to export (number)	7
Time (days)	12	Time (days)	67	Time to export (days)	25
Cost (% of income per capita)	44.1	Cost (% of property value)	10.9	Cost to export (US\$ per container)	1,185
Minimum capital (% of income per capita)	0.0			Documents to import (number)	9
		Getting credit (rank)	86	Time to import (days)	30
Dealing with construction permits (rank)	176	Strength of legal rights index (0–10)	7	Cost to import (US\$ per container)	1,575
Procedures (number)	19	Depth of credit information index (0–6)	2		
Time (days)	258	Public registry coverage (% of adults)	0.9	Enforcing contracts (rank)	149
Cost (% of income per capita)	182.4	Private bureau coverage (% of adults)	0.0	Procedures (number)	39
				Time (days)	515
Getting electricity (rank)	179	Protecting investors (rank)	22	Cost (% of claim)	149.5
Procedures (number)	8	Extent of disclosure index (0–10)	6		
Time (days)	113	Extent of director liability index (0–10)	8	Resolving insolvency (rank)	158
Cost (% of income per capita)	4,958.1	Ease of shareholder suits index (0–10)	6	Time (years)	2.3
		Strength of investor protection index (0–10)	6.7	Cost (% of estate)	42
				Recovery rate (cents on the dollar)	10.5
		Paying taxes (rank)	128		
		Payments (number per year)	33		
		Time (hours per year)	353		
		Total tax rate (% of profit)	32.4		
SINGAPORE		East Asia & Pacific	GNI per capita (US\$)	47,210	
Ease of doing business (rank)		High income	Population (m)	5.3	
Starting a business (rank)	3	✓ Registering property (rank)	28	Trading across borders (rank)	1
Procedures (number)	3	Procedures (number)	5	Documents to export (number)	3
Time (days)	2.5	Time (days)	5.5	Time to export (days)	6
Cost (% of income per capita)	0.6	Cost (% of property value)	2.9	Cost to export (US\$ per container)	460
Minimum capital (% of income per capita)	0.0			Documents to import (number)	3
		✓ Getting credit (rank)	3	Time to import (days)	4
Dealing with construction permits (rank)	3	Strength of legal rights index (0–10)	10	Cost to import (US\$ per container)	440
Procedures (number)	11	Depth of credit information index (0–6)	5		
Time (days)	26	Public registry coverage (% of adults)	0.0	Enforcing contracts (rank)	12
Cost (% of income per capita)	15.7	Private bureau coverage (% of adults)	60.3	Procedures (number)	21
				Time (days)	150
Getting electricity (rank)	6	Protecting investors (rank)	2	Cost (% of claim)	25.8
Procedures (number)	4	Extent of disclosure index (0–10)	10		
Time (days)	36	Extent of director liability index (0–10)	9	Resolving insolvency (rank)	4
Cost (% of income per capita)	27.5	Ease of shareholder suits index (0–10)	9	Time (years)	0.8
		Strength of investor protection index (0–10)	9.3	Cost (% of estate)	3
				Recovery rate (cents on the dollar)	89.4
		Paying taxes (rank)	5		
		Payments (number per year)	5		
		Time (hours per year)	82		
		Total tax rate (% of profit)	27.1		

Note: Most indicator sets refer to a case scenario in an economy's largest business city. For more details, see the data notes.

✓ Reform making it easier to do business ✗ Reform making it more difficult to do business

SLOVAK REPUBLIC		OECD high income	GNI per capita (US\$)	17,170	
Ease of doing business (rank)		High income	Population (m)	5.4	
✗ Starting a business (rank)	108	Registering property (rank)	11	Trading across borders (rank)	108
Procedures (number)	7	Procedures (number)	3	Documents to export (number)	7
Time (days)	18.5	Time (days)	16.5	Time to export (days)	17
Cost (% of income per capita)	1.5	Cost (% of property value)	0.0	Cost to export (US\$ per container)	1,500
Minimum capital (% of income per capita)	19.3			Documents to import (number)	6
		Getting credit (rank)	42	Time to import (days)	16
Dealing with construction permits (rank)	53	Strength of legal rights index (0–10)	8	Cost to import (US\$ per container)	1,480
Procedures (number)	11	Depth of credit information index (0–6)	4		
Time (days)	286	Public registry coverage (% of adults)	2.7	Enforcing contracts (rank)	65
Cost (% of income per capita)	6.6	Private bureau coverage (% of adults)	61.6	Procedures (number)	32
				Time (days)	545
Getting electricity (rank)	65	Protecting investors (rank)	115	Cost (% of claim)	30.0
Procedures (number)	5	Extent of disclosure index (0–10)	3		
Time (days)	158	Extent of director liability index (0–10)	4	Resolving insolvency (rank)	38
Cost (% of income per capita)	10.5	Ease of shareholder suits index (0–10)	7	Time (years)	4.0
		Strength of investor protection index (0–10)	4.7	Cost (% of estate)	18
				Recovery rate (cents on the dollar)	54.1
		✗ Paying taxes (rank)	102		
		Payments (number per year)	20		
		Time (hours per year)	207		
		Total tax rate (% of profit)	47.2		
SLOVENIA		OECD high income	GNI per capita (US\$)	22,710	
Ease of doing business (rank)		High income	Population (m)	2.1	
Starting a business (rank)	38	Registering property (rank)	83	Trading across borders (rank)	48
Procedures (number)	2	Procedures (number)	5	Documents to export (number)	5
Time (days)	6	Time (days)	109.5	Time to export (days)	16
Cost (% of income per capita)	0.0	Cost (% of property value)	2.0	Cost to export (US\$ per container)	745
Minimum capital (% of income per capita)	44.1			Documents to import (number)	7
		Getting credit (rank)	109	Time to import (days)	14
✓ Dealing with construction permits (rank)	59	Strength of legal rights index (0–10)	4	Cost to import (US\$ per container)	830
Procedures (number)	10	Depth of credit information index (0–6)	4		
Time (days)	182	Public registry coverage (% of adults)	3.3	Enforcing contracts (rank)	52
Cost (% of income per capita)	66.2	Private bureau coverage (% of adults)	100.0	Procedures (number)	32
				Time (days)	1,270
Getting electricity (rank)	32	Protecting investors (rank)	14	Cost (% of claim)	12.7
Procedures (number)	5	Extent of disclosure index (0–10)	5		
Time (days)	38	Extent of director liability index (0–10)	9	Resolving insolvency (rank)	41
Cost (% of income per capita)	120.3	Ease of shareholder suits index (0–10)	8	Time (years)	2.0
		Strength of investor protection index (0–10)	7.3	Cost (% of estate)	4
				Recovery rate (cents on the dollar)	50.1
		Paying taxes (rank)	54		
		Payments (number per year)	11		
		Time (hours per year)	260		
		Total tax rate (% of profit)	32.5		
SOLOMON ISLANDS		East Asia & Pacific	GNI per capita (US\$)	1,130	
Ease of doing business (rank)		Lower middle income	Population (m)	0.5	
Starting a business (rank)	82	Registering property (rank)	172	Trading across borders (rank)	78
Procedures (number)	7	Procedures (number)	10	Documents to export (number)	7
Time (days)	9	Time (days)	86.5	Time to export (days)	22
Cost (% of income per capita)	47.5	Cost (% of property value)	4.8	Cost to export (US\$ per container)	840
Minimum capital (% of income per capita)	0.0			Documents to import (number)	5
		Getting credit (rank)	86	Time to import (days)	20
Dealing with construction permits (rank)	81	Strength of legal rights index (0–10)	9	Cost to import (US\$ per container)	785
Procedures (number)	15	Depth of credit information index (0–6)	0		
Time (days)	92	Public registry coverage (% of adults)	0.0	Enforcing contracts (rank)	109
Cost (% of income per capita)	246.0	Private bureau coverage (% of adults)	0.0	Procedures (number)	37
				Time (days)	455
Getting electricity (rank)	130	Protecting investors (rank)	52	Cost (% of claim)	78.9
Procedures (number)	4	Extent of disclosure index (0–10)	3		
Time (days)	160	Extent of director liability index (0–10)	7	Resolving insolvency (rank)	127
Cost (% of income per capita)	2,113.7	Ease of shareholder suits index (0–10)	8	Time (years)	1.0
		Strength of investor protection index (0–10)	6.0	Cost (% of estate)	38
				Recovery rate (cents on the dollar)	24.3
		Paying taxes (rank)	30		
		Payments (number per year)	34		
		Time (hours per year)	80		
		Total tax rate (% of profit)	24.9		

Note: Most indicator sets refer to a case scenario in an economy's largest business city. For more details, see the data notes.

✓ Reform making it easier to do business ✗ Reform making it more difficult to do business

SOUTH AFRICA		Sub-Saharan Africa	GNI per capita (US\$)	7,610	
Ease of doing business (rank)	41	Upper middle income	Population (m)	51.2	
Starting a business (rank)	64	Registering property (rank)	99	Trading across borders (rank)	106
Procedures (number)	5	Procedures (number)	7	Documents to export (number)	5
Time (days)	19	Time (days)	23	Time to export (days)	16
Cost (% of income per capita)	0.3	Cost (% of property value)	6.1	Cost to export (US\$ per container)	1,705
Minimum capital (% of income per capita)	0.0			Documents to import (number)	6
		Getting credit (rank)	28	Time to import (days)	21
Dealing with construction permits (rank)	26	Strength of legal rights index (0–10)	7	Cost to import (US\$ per container)	1,980
Procedures (number)	16	Depth of credit information index (0–6)	6		
Time (days)	78	Public registry coverage (% of adults)	0.0	Enforcing contracts (rank)	80
Cost (% of income per capita)	9.9	Private bureau coverage (% of adults)	55.6	Procedures (number)	29
				Time (days)	600
Getting electricity (rank)	150	Protecting investors (rank)	10	Cost (% of claim)	33.2
Procedures (number)	5	Extent of disclosure index (0–10)	8		
Time (days)	226	Extent of director liability index (0–10)	8	Resolving insolvency (rank)	82
Cost (% of income per capita)	1,432.1	Ease of shareholder suits index (0–10)	8	Time (years)	2.0
		Strength of investor protection index (0–10)	8.0	Cost (% of estate)	18
				Recovery rate (cents on the dollar)	35.5
		✓ Paying taxes (rank)	24		
		Payments (number per year)	7		
		Time (hours per year)	200		
		Total tax rate (% of profit)	30.1		
SOUTH SUDAN		Sub-Saharan Africa	GNI per capita (US\$)	650	
Ease of doing business (rank)	186	Low income	Population (m)	10.8	
Starting a business (rank)	140	Registering property (rank)	183	Trading across borders (rank)	187
Procedures (number)	13	Procedures (number)	9	Documents to export (number)	10
Time (days)	17	Time (days)	50	Time to export (days)	55
Cost (% of income per capita)	372.1	Cost (% of property value)	16.2	Cost to export (US\$ per container)	5,335
Minimum capital (% of income per capita)	0			Documents to import (number)	12
		Getting credit (rank)	180	Time to import (days)	130
Dealing with construction permits (rank)	171	Strength of legal rights index (0–10)	3	Cost to import (US\$ per container)	9,285
Procedures (number)	24	Depth of credit information index (0–6)	0		
Time (days)	124	Public registry coverage (% of adults)	0.0	Enforcing contracts (rank)	87
Cost (% of income per capita)	1,427.4	Private bureau coverage (% of adults)	0.0	Procedures (number)	48
				Time (days)	228
Getting electricity (rank)	184	Protecting investors (rank)	182	Cost (% of claim)	30.0
Procedures (number)	6	Extent of disclosure index (0–10)	2		
Time (days)	468	Extent of director liability index (0–10)	1	Resolving insolvency (rank)	189
Cost (% of income per capita)	4,976.7	Ease of shareholder suits index (0–10)	4	Time (years)	NO PRACTICE
		Strength of investor protection index (0–10)	2.3	Cost (% of estate)	NO PRACTICE
				Recovery rate (cents on the dollar)	0.0
		✗ Paying taxes (rank)	92		
		Payments (number per year)	36		
		Time (hours per year)	218		
		Total tax rate (% of profit)	28.7		
SPAIN		OECD high income	GNI per capita (US\$)	30,110	
Ease of doing business (rank)	52	High income	Population (m)	46.2	
✓ Starting a business (rank)	142	Registering property (rank)	60	Trading across borders (rank)	32
Procedures (number)	10	Procedures (number)	5	Documents to export (number)	4
Time (days)	23	Time (days)	12.5	Time to export (days)	10
Cost (% of income per capita)	4.7	Cost (% of property value)	7.1	Cost to export (US\$ per container)	1,310
Minimum capital (% of income per capita)	13.4			Documents to import (number)	4
		Getting credit (rank)	55	Time to import (days)	9
Dealing with construction permits (rank)	98	Strength of legal rights index (0–10)	6	Cost to import (US\$ per container)	1,350
Procedures (number)	9	Depth of credit information index (0–6)	5		
Time (days)	230	Public registry coverage (% of adults)	51.9	Enforcing contracts (rank)	59
Cost (% of income per capita)	172.9	Private bureau coverage (% of adults)	15.6	Procedures (number)	40
				Time (days)	510
Getting electricity (rank)	62	Protecting investors (rank)	98	Cost (% of claim)	18.5
Procedures (number)	5	Extent of disclosure index (0–10)	5		
Time (days)	85	Extent of director liability index (0–10)	6	Resolving insolvency (rank)	22
Cost (% of income per capita)	234.4	Ease of shareholder suits index (0–10)	4	Time (years)	1.5
		Strength of investor protection index (0–10)	5.0	Cost (% of estate)	11
				Recovery rate (cents on the dollar)	72.3
		Paying taxes (rank)	67		
		Payments (number per year)	8		
		Time (hours per year)	167		
		Total tax rate (% of profit)	58.6		

Note: Most indicator sets refer to a case scenario in an economy's largest business city. For more details, see the data notes.

✓ Reform making it easier to do business ✗ Reform making it more difficult to do business

SRI LANKA		South Asia	GNI per capita (US\$)	2,920	
Ease of doing business (rank)	85	Lower middle income	Population (m)	20.3	
Starting a business (rank)	54	Registering property (rank)	145	✓ Trading across borders (rank)	51
Procedures (number)	6	Procedures (number)	8	Documents to export (number)	5
Time (days)	8	Time (days)	52	Time to export (days)	20
Cost (% of income per capita)	20.5	Cost (% of property value)	5.1	Cost to export (US\$ per container)	595
Minimum capital (% of income per capita)	0.0			Documents to import (number)	7
		Getting credit (rank)	73	Time to import (days)	17
✓ Dealing with construction permits (rank)	108	Strength of legal rights index (0–10)	5	Cost to import (US\$ per container)	775
Procedures (number)	17	Depth of credit information index (0–6)	5		
Time (days)	186	Public registry coverage (% of adults)	0.0	Enforcing contracts (rank)	135
Cost (% of income per capita)	18.4	Private bureau coverage (% of adults)	39.0	Procedures (number)	40
				Time (days)	1,318
✓ Getting electricity (rank)	91	Protecting investors (rank)	52	Cost (% of claim)	22.8
Procedures (number)	4	Extent of disclosure index (0–10)	6		
Time (days)	110	Extent of director liability index (0–10)	5	Resolving insolvency (rank)	59
Cost (% of income per capita)	1,076.6	Ease of shareholder suits index (0–10)	7	Time (years)	1.7
		Strength of investor protection index (0–10)	6.0	Cost (% of estate)	10
				Recovery rate (cents on the dollar)	41.9
		✓ Paying taxes (rank)	171		
		Payments (number per year)	58		
		Time (hours per year)	210		
		Total tax rate (% of profit)	55.1		
ST. KITTS AND NEVIS		Latin America & Caribbean	GNI per capita (US\$)	13,330	
Ease of doing business (rank)	101	High income	Population (m)	0.1	
Starting a business (rank)	73	Registering property (rank)	169	Trading across borders (rank)	66
Procedures (number)	7	Procedures (number)	6	Documents to export (number)	4
Time (days)	18.5	Time (days)	82	Time to export (days)	13
Cost (% of income per capita)	8.7	Cost (% of property value)	13.3	Cost to export (US\$ per container)	805
Minimum capital (% of income per capita)	0.0			Documents to import (number)	7
		Getting credit (rank)	130	Time to import (days)	12
Dealing with construction permits (rank)	15	Strength of legal rights index (0–10)	7	Cost to import (US\$ per container)	2,615
Procedures (number)	11	Depth of credit information index (0–6)	0		
Time (days)	139	Public registry coverage (% of adults)	0.0	Enforcing contracts (rank)	112
Cost (% of income per capita)	5.2	Private bureau coverage (% of adults)	0.0	Procedures (number)	46
				Time (days)	578
Getting electricity (rank)	19	Protecting investors (rank)	34	Cost (% of claim)	20.5
Procedures (number)	4	Extent of disclosure index (0–10)	4		
Time (days)	18	Extent of director liability index (0–10)	8	Resolving insolvency (rank)	189
Cost (% of income per capita)	290.6	Ease of shareholder suits index (0–10)	7	Time (years)	NO PRACTICE
		Strength of investor protection index (0–10)	6.3	Cost (% of estate)	NO PRACTICE
				Recovery rate (cents on the dollar)	0.0
		Paying taxes (rank)	145		
		Payments (number per year)	36		
		Time (hours per year)	203		
		Total tax rate (% of profit)	51.9		
ST. LUCIA		Latin America & Caribbean	GNI per capita (US\$)	6,530	
Ease of doing business (rank)	64	Upper middle income	Population (m)	0.2	
Starting a business (rank)	57	Registering property (rank)	129	✗ Trading across borders (rank)	104
Procedures (number)	5	Procedures (number)	9	Documents to export (number)	7
Time (days)	15	Time (days)	17	Time to export (days)	14
Cost (% of income per capita)	18.6	Cost (% of property value)	7.5	Cost to export (US\$ per container)	935
Minimum capital (% of income per capita)	0.0			Documents to import (number)	8
		Getting credit (rank)	130	Time to import (days)	13
Dealing with construction permits (rank)	11	Strength of legal rights index (0–10)	7	Cost to import (US\$ per container)	2,260
Procedures (number)	7	Depth of credit information index (0–6)	0		
Time (days)	110	Public registry coverage (% of adults)	0.0	Enforcing contracts (rank)	170
Cost (% of income per capita)	37.7	Private bureau coverage (% of adults)	0.0	Procedures (number)	46
				Time (days)	635
Getting electricity (rank)	31	Protecting investors (rank)	34	Cost (% of claim)	37.3
Procedures (number)	5	Extent of disclosure index (0–10)	4		
Time (days)	26	Extent of director liability index (0–10)	8	Resolving insolvency (rank)	56
Cost (% of income per capita)	211.9	Ease of shareholder suits index (0–10)	7	Time (years)	2.0
		Strength of investor protection index (0–10)	6.3	Cost (% of estate)	9
				Recovery rate (cents on the dollar)	42.5
		Paying taxes (rank)	45		
		Payments (number per year)	32		
		Time (hours per year)	97		
		Total tax rate (% of profit)	34.6		

Note: Most indicator sets refer to a case scenario in an economy's largest business city. For more details, see the data notes.

✓ Reform making it easier to do business ✗ Reform making it more difficult to do business

ST. VINCENT AND THE GRENADINES		Latin America & Caribbean	GNI per capita (US\$)	6,380	
Ease of doing business (rank)	82	Upper middle income	Population (m)	0.1	
Starting a business (rank)	68	Registering property (rank)	153	Trading across borders (rank)	38
Procedures (number)	7	Procedures (number)	7	Documents to export (number)	5
Time (days)	10	Time (days)	38	Time to export (days)	12
Cost (% of income per capita)	17.2	Cost (% of property value)	11.8	Cost to export (US\$ per container)	585
Minimum capital (% of income per capita)	0.0			Documents to import (number)	6
		Getting credit (rank)	130	Time to import (days)	13
Dealing with construction permits (rank)	6	Strength of legal rights index (0–10)	7	Cost to import (US\$ per container)	1,425
Procedures (number)	8	Depth of credit information index (0–6)	0		
Time (days)	112	Public registry coverage (% of adults)	0.0	Enforcing contracts (rank)	90
Cost (% of income per capita)	9.4	Private bureau coverage (% of adults)	0.0	Procedures (number)	44
				Time (days)	394
Getting electricity (rank)	25	Protecting investors (rank)	34	Cost (% of claim)	30.3
Procedures (number)	3	Extent of disclosure index (0–10)	4		
Time (days)	52	Extent of director liability index (0–10)	8	Resolving insolvency (rank)	189
Cost (% of income per capita)	241.0	Ease of shareholder suits index (0–10)	7	Time (years)	NO PRACTICE
		Strength of investor protection index (0–10)	6.3	Cost (% of estate)	NO PRACTICE
				Recovery rate (cents on the dollar)	0.0
		Paying taxes (rank)	72		
		Payments (number per year)	36		
		Time (hours per year)	108		
		Total tax rate (% of profit)	38.7		
SUDAN		Sub-Saharan Africa	GNI per capita (US\$)	1,450	
Ease of doing business (rank)	149	Lower middle income	Population (m)	37.2	
Starting a business (rank)	131	Registering property (rank)	41	Trading across borders (rank)	155
Procedures (number)	10	Procedures (number)	6	Documents to export (number)	7
Time (days)	36	Time (days)	9	Time to export (days)	32
Cost (% of income per capita)	20.7	Cost (% of property value)	2.8	Cost to export (US\$ per container)	2,050
Minimum capital (% of income per capita)	0.0			Documents to import (number)	7
		Getting credit (rank)	170	Time to import (days)	46
Dealing with construction permits (rank)	167	Strength of legal rights index (0–10)	4	Cost to import (US\$ per container)	2,900
Procedures (number)	16	Depth of credit information index (0–6)	0		
Time (days)	270	Public registry coverage (% of adults)	0.0	Enforcing contracts (rank)	154
Cost (% of income per capita)	248.8	Private bureau coverage (% of adults)	0.0	Procedures (number)	53
				Time (days)	810
Getting electricity (rank)	113	Protecting investors (rank)	157	Cost (% of claim)	19.8
Procedures (number)	5	Extent of disclosure index (0–10)	0		
Time (days)	70	Extent of director liability index (0–10)	6	Resolving insolvency (rank)	89
Cost (% of income per capita)	3,435.1	Ease of shareholder suits index (0–10)	4	Time (years)	2.0
		Strength of investor protection index (0–10)	3.3	Cost (% of estate)	20
				Recovery rate (cents on the dollar)	33.2
		Paying taxes (rank)	108		
		Payments (number per year)	42		
		Time (hours per year)	180		
		Total tax rate (% of profit)	36.1		
SURINAME		Latin America & Caribbean	GNI per capita (US\$)	8,480	
Ease of doing business (rank)	161	Upper middle income	Population (m)	0.5	
✓ Starting a business (rank)	181	✓ Registering property (rank)	173	Trading across borders (rank)	105
Procedures (number)	13	Procedures (number)	6	Documents to export (number)	8
Time (days)	208	Time (days)	107	Time to export (days)	22
Cost (% of income per capita)	107.7	Cost (% of property value)	13.7	Cost to export (US\$ per container)	1,000
Minimum capital (% of income per capita)	0.4			Documents to import (number)	6
		Getting credit (rank)	170	Time to import (days)	19
Dealing with construction permits (rank)	49	Strength of legal rights index (0–10)	4	Cost to import (US\$ per container)	1,165
Procedures (number)	11	Depth of credit information index (0–6)	0		
Time (days)	239	Public registry coverage (% of adults)	0.0	Enforcing contracts (rank)	184
Cost (% of income per capita)	10.7	Private bureau coverage (% of adults)	0.0	Procedures (number)	44
				Time (days)	1,715
Getting electricity (rank)	40	Protecting investors (rank)	186	Cost (% of claim)	37.1
Procedures (number)	4	Extent of disclosure index (0–10)	1		
Time (days)	58	Extent of director liability index (0–10)	0	Resolving insolvency (rank)	160
Cost (% of income per capita)	530.9	Ease of shareholder suits index (0–10)	5	Time (years)	5.0
		Strength of investor protection index (0–10)	2.0	Cost (% of estate)	30
				Recovery rate (cents on the dollar)	8.6
		Paying taxes (rank)	50		
		Payments (number per year)	29		
		Time (hours per year)	199		
		Total tax rate (% of profit)	27.9		

Note: Most indicator sets refer to a case scenario in an economy's largest business city. For more details, see the data notes.

✓ Reform making it easier to do business ✗ Reform making it more difficult to do business

SWAZILAND		Sub-Saharan Africa	GNI per capita (US\$)	2,860	
Ease of doing business (rank)	123	Lower middle income	Population (m)	1.2	
✓ Starting a business (rank)	172	Registering property (rank)	130	✓ Trading across borders (rank)	127
Procedures (number)	12	Procedures (number)	9	Documents to export (number)	7
Time (days)	38	Time (days)	21	Time to export (days)	17
Cost (% of income per capita)	27.7	Cost (% of property value)	7.1	Cost to export (US\$ per container)	1,880
Minimum capital (% of income per capita)	0.4			Documents to import (number)	6
		Getting credit (rank)	55	Time to import (days)	23
Dealing with construction permits (rank)	51	Strength of legal rights index (0–10)	6	Cost to import (US\$ per container)	2,145
Procedures (number)	13	Depth of credit information index (0–6)	5		
Time (days)	95	Public registry coverage (% of adults)	0.0	Enforcing contracts (rank)	176
Cost (% of income per capita)	109.1	Private bureau coverage (% of adults)	41.6	Procedures (number)	40
				Time (days)	956
Getting electricity (rank)	163	Protecting investors (rank)	128	Cost (% of claim)	56.1
Procedures (number)	6	Extent of disclosure index (0–10)	2		
Time (days)	137	Extent of director liability index (0–10)	5	Resolving insolvency (rank)	68
Cost (% of income per capita)	1,232.7	Ease of shareholder suits index (0–10)	6	Time (years)	2.0
		Strength of investor protection index (0–10)	4.3	Cost (% of estate)	15
				Recovery rate (cents on the dollar)	38.5
		Paying taxes (rank)	59		
		Payments (number per year)	33		
		Time (hours per year)	110		
		Total tax rate (% of profit)	36.5		
SWEDEN		OECD high income	GNI per capita (US\$)	56,210	
Ease of doing business (rank)	14	High income	Population (m)	9.5	
Starting a business (rank)	61	Registering property (rank)	38	Trading across borders (rank)	6
Procedures (number)	3	Procedures (number)	1	Documents to export (number)	3
Time (days)	16	Time (days)	28	Time to export (days)	9
Cost (% of income per capita)	0.5	Cost (% of property value)	4.3	Cost to export (US\$ per container)	725
Minimum capital (% of income per capita)	13.1			Documents to import (number)	3
		Getting credit (rank)	42	Time to import (days)	6
Dealing with construction permits (rank)	24	Strength of legal rights index (0–10)	8	Cost to import (US\$ per container)	735
Procedures (number)	7	Depth of credit information index (0–6)	4		
Time (days)	116	Public registry coverage (% of adults)	0.0	Enforcing contracts (rank)	25
Cost (% of income per capita)	76.3	Private bureau coverage (% of adults)	100.0	Procedures (number)	30
				Time (days)	314
Getting electricity (rank)	9	Protecting investors (rank)	34	Cost (% of claim)	31.2
Procedures (number)	3	Extent of disclosure index (0–10)	8		
Time (days)	52	Extent of director liability index (0–10)	4	Resolving insolvency (rank)	20
Cost (% of income per capita)	36.6	Ease of shareholder suits index (0–10)	7	Time (years)	2.0
		Strength of investor protection index (0–10)	6.3	Cost (% of estate)	9
				Recovery rate (cents on the dollar)	75.5
		✓ Paying taxes (rank)	41		
		Payments (number per year)	4		
		Time (hours per year)	122		
		Total tax rate (% of profit)	52.0		
SWITZERLAND		OECD high income	GNI per capita (US\$)	82,730	
Ease of doing business (rank)	29	High income	Population (m)	8.0	
Starting a business (rank)	104	Registering property (rank)	16	Trading across borders (rank)	35
Procedures (number)	6	Procedures (number)	4	Documents to export (number)	3
Time (days)	18	Time (days)	16	Time to export (days)	8
Cost (% of income per capita)	2.0	Cost (% of property value)	0.3	Cost to export (US\$ per container)	1,635
Minimum capital (% of income per capita)	25.6			Documents to import (number)	4
		Getting credit (rank)	28	Time to import (days)	8
Dealing with construction permits (rank)	58	Strength of legal rights index (0–10)	8	Cost to import (US\$ per container)	1,440
Procedures (number)	13	Depth of credit information index (0–6)	5		
Time (days)	154	Public registry coverage (% of adults)	0.0	Enforcing contracts (rank)	20
Cost (% of income per capita)	38.1	Private bureau coverage (% of adults)	26.5	Procedures (number)	32
				Time (days)	390
Getting electricity (rank)	8	Protecting investors (rank)	170	Cost (% of claim)	24.0
Procedures (number)	3	Extent of disclosure index (0–10)	0		
Time (days)	39	Extent of director liability index (0–10)	5	Resolving insolvency (rank)	47
Cost (% of income per capita)	59.5	Ease of shareholder suits index (0–10)	4	Time (years)	3.0
		Strength of investor protection index (0–10)	3.0	Cost (% of estate)	4
				Recovery rate (cents on the dollar)	47.6
		Paying taxes (rank)	16		
		Payments (number per year)	19		
		Time (hours per year)	63		
		Total tax rate (% of profit)	29.1		

Note: Most indicator sets refer to a case scenario in an economy's largest business city. For more details, see the data notes.

✓ Reform making it easier to do business ✗ Reform making it more difficult to do business

SYRIAN ARAB REPUBLIC		Middle East & North Africa	GNI per capita (US\$)	2,803	
Ease of doing business (rank)	165	Lower middle income	Population (m)	22.4	
Starting a business (rank)	135	Registering property (rank)	82	Trading across borders (rank)	147
Procedures (number)	7	Procedures (number)	4	Documents to export (number)	8
Time (days)	13	Time (days)	19	Time to export (days)	20
Cost (% of income per capita)	12.5	Cost (% of property value)	27.8	Cost to export (US\$ per container)	1,740
Minimum capital (% of income per capita)	221.6			Documents to import (number)	9
		Getting credit (rank)	180	Time to import (days)	26
Dealing with construction permits (rank)	189	Strength of legal rights index (0–10)	1	Cost to import (US\$ per container)	2,075
Procedures (number)	NO PRACTICE	Depth of credit information index (0–6)	2		
Time (days)	NO PRACTICE	Public registry coverage (% of adults)	7.0	Enforcing contracts (rank)	179
Cost (% of income per capita)	NO PRACTICE	Private bureau coverage (% of adults)	0.0	Procedures (number)	55
				Time (days)	872
Getting electricity (rank)	82	Protecting investors (rank)	115	Cost (% of claim)	29.3
Procedures (number)	5	Extent of disclosure index (0–10)	7		
Time (days)	71	Extent of director liability index (0–10)	5	Resolving insolvency (rank)	120
Cost (% of income per capita)	652.8	Ease of shareholder suits index (0–10)	2	Time (years)	4.1
		Strength of investor protection index (0–10)	4.7	Cost (% of estate)	9
				Recovery rate (cents on the dollar)	25.7
		Paying taxes (rank)	120		
		Payments (number per year)	19		
		Time (hours per year)	336		
		Total tax rate (% of profit)	39.7		
TAIWAN, CHINA		East Asia & Pacific	GNI per capita (US\$)	20,910	
Ease of doing business (rank)	16	High income	Population (m)	23.3	
Starting a business (rank)	17	Registering property (rank)	31	Trading across borders (rank)	18
Procedures (number)	3	Procedures (number)	3	Documents to export (number)	5
Time (days)	10	Time (days)	4	Time to export (days)	10
Cost (% of income per capita)	2.3	Cost (% of property value)	6.2	Cost to export (US\$ per container)	655
Minimum capital (% of income per capita)	0.0			Documents to import (number)	6
		Getting credit (rank)	73	Time to import (days)	10
Dealing with construction permits (rank)	7	Strength of legal rights index (0–10)	5	Cost to import (US\$ per container)	720
Procedures (number)	10	Depth of credit information index (0–6)	5		
Time (days)	94	Public registry coverage (% of adults)	0.0	Enforcing contracts (rank)	84
Cost (% of income per capita)	15.9	Private bureau coverage (% of adults)	94.1	Procedures (number)	45
				Time (days)	510
Getting electricity (rank)	7	Protecting investors (rank)	34	Cost (% of claim)	17.7
Procedures (number)	4	Extent of disclosure index (0–10)	9		
Time (days)	24	Extent of director liability index (0–10)	5	Resolving insolvency (rank)	16
Cost (% of income per capita)	49.4	Ease of shareholder suits index (0–10)	5	Time (years)	1.9
		Strength of investor protection index (0–10)	6.3	Cost (% of estate)	4
				Recovery rate (cents on the dollar)	81.8
		Paying taxes (rank)	58		
		Payments (number per year)	12		
		Time (hours per year)	221		
		Total tax rate (% of profit)	35.0		
TAJIKISTAN		Europe & Central Asia	GNI per capita (US\$)	860	
Ease of doing business (rank)	143	Low income	Population (m)	8.0	
Starting a business (rank)	87	Registering property (rank)	78	Trading across borders (rank)	188
Procedures (number)	5	Procedures (number)	6	Documents to export (number)	12
Time (days)	33	Time (days)	37	Time to export (days)	71
Cost (% of income per capita)	25.6	Cost (% of property value)	4.1	Cost to export (US\$ per container)	8,650
Minimum capital (% of income per capita)	0.0			Documents to import (number)	12
		✓ Getting credit (rank)	159	Time to import (days)	72
Dealing with construction permits (rank)	184	Strength of legal rights index (0–10)	2	Cost to import (US\$ per container)	10,250
Procedures (number)	24	Depth of credit information index (0–6)	4		
Time (days)	228	Public registry coverage (% of adults)	0.0	Enforcing contracts (rank)	39
Cost (% of income per capita)	604.5	Private bureau coverage (% of adults)	2.1	Procedures (number)	35
				Time (days)	430
Getting electricity (rank)	186	Protecting investors (rank)	22	Cost (% of claim)	25.5
Procedures (number)	9	Extent of disclosure index (0–10)	8		
Time (days)	185	Extent of director liability index (0–10)	6	Resolving insolvency (rank)	81
Cost (% of income per capita)	1,077.4	Ease of shareholder suits index (0–10)	6	Time (years)	1.7
		Strength of investor protection index (0–10)	6.7	Cost (% of estate)	9
				Recovery rate (cents on the dollar)	35.8
		✓ Paying taxes (rank)	178		
		Payments (number per year)	69		
		Time (hours per year)	224		
		Total tax rate (% of profit)	86.0		

Note: Most indicator sets refer to a case scenario in an economy's largest business city. For more details, see the data notes.

✓ Reform making it easier to do business ✗ Reform making it more difficult to do business

TANZANIA		Sub-Saharan Africa	GNI per capita (US\$)	570	
Ease of doing business (rank)	145	Low income	Population (m)	47.8	
Starting a business (rank)	119	Registering property (rank)	146	Trading across borders (rank)	139
Procedures (number)	9	Procedures (number)	8	Documents to export (number)	7
Time (days)	26	Time (days)	68	Time to export (days)	18
Cost (% of income per capita)	27.7	Cost (% of property value)	4.5	Cost to export (US\$ per container)	1,090
Minimum capital (% of income per capita)	0.0	✓ Getting credit (rank)	130	Documents to import (number)	11
Dealing with construction permits (rank)	177	Strength of legal rights index (0–10)	7	Time to import (days)	31
Procedures (number)	19	Depth of credit information index (0–6)	0	Cost to import (US\$ per container)	1,615
Time (days)	206	Public registry coverage (% of adults)	0.0	Enforcing contracts (rank)	42
Cost (% of income per capita)	490.9	Private bureau coverage (% of adults)	0.0	Procedures (number)	38
Getting electricity (rank)	102	Protecting investors (rank)	98	Time (days)	515
Procedures (number)	4	Extent of disclosure index (0–10)	3	Cost (% of claim)	14.3
Time (days)	109	Extent of director liability index (0–10)	4	✓ Resolving insolvency (rank)	134
Cost (% of income per capita)	1,690.6	Ease of shareholder suits index (0–10)	8	Time (years)	3.0
		Strength of investor protection index (0–10)	5.0	Cost (% of estate)	22
		Paying taxes (rank)	141	Recovery rate (cents on the dollar)	21.4
		Payments (number per year)	48		
		Time (hours per year)	176		
		Total tax rate (% of profit)	44.9		
THAILAND		East Asia & Pacific	GNI per capita (US\$)	5,210	
Ease of doing business (rank)	18	Upper middle income	Population (m)	66.8	
Starting a business (rank)	91	Registering property (rank)	29	Trading across borders (rank)	24
Procedures (number)	4	Procedures (number)	2	Documents to export (number)	5
Time (days)	27.5	Time (days)	2	Time to export (days)	14
Cost (% of income per capita)	6.7	Cost (% of property value)	6.3	Cost to export (US\$ per container)	595
Minimum capital (% of income per capita)	0.0	Getting credit (rank)	73	Documents to import (number)	5
Dealing with construction permits (rank)	14	Strength of legal rights index (0–10)	5	Time to import (days)	13
Procedures (number)	8	Depth of credit information index (0–6)	5	Cost to import (US\$ per container)	760
Time (days)	157	Public registry coverage (% of adults)	0.0	Enforcing contracts (rank)	22
Cost (% of income per capita)	8.3	Private bureau coverage (% of adults)	49.2	Procedures (number)	36
Getting electricity (rank)	12	Protecting investors (rank)	12	Time (days)	440
Procedures (number)	4	Extent of disclosure index (0–10)	10	Cost (% of claim)	15.0
Time (days)	35	Extent of director liability index (0–10)	7	Resolving insolvency (rank)	58
Cost (% of income per capita)	67.3	Ease of shareholder suits index (0–10)	6	Time (years)	2.7
		Strength of investor protection index (0–10)	7.7	Cost (% of estate)	36
		✓ Paying taxes (rank)	70	Recovery rate (cents on the dollar)	42.2
		Payments (number per year)	22		
		Time (hours per year)	264		
		Total tax rate (% of profit)	29.8		
TIMOR-LESTE		East Asia & Pacific	GNI per capita (US\$)	3,670	
Ease of doing business (rank)	172	Lower middle income	Population (m)	1.2	
Starting a business (rank)	154	Registering property (rank)	189	Trading across borders (rank)	92
Procedures (number)	8	Procedures (number)	NO PRACTICE	Documents to export (number)	6
Time (days)	94	Time (days)	NO PRACTICE	Time to export (days)	28
Cost (% of income per capita)	3.1	Cost (% of property value)	NO PRACTICE	Cost to export (US\$ per container)	750
Minimum capital (% of income per capita)	136.2	Getting credit (rank)	165	Documents to import (number)	7
Dealing with construction permits (rank)	128	Strength of legal rights index (0–10)	2	Time to import (days)	26
Procedures (number)	19	Depth of credit information index (0–6)	3	Cost to import (US\$ per container)	755
Time (days)	238	Public registry coverage (% of adults)	5.4	Enforcing contracts (rank)	189
Cost (% of income per capita)	15.0	Private bureau coverage (% of adults)	0.0	Procedures (number)	51
Getting electricity (rank)	44	Protecting investors (rank)	115	Time (days)	1,285
Procedures (number)	3	Extent of disclosure index (0–10)	5	Cost (% of claim)	163.2
Time (days)	63	Extent of director liability index (0–10)	4	Resolving insolvency (rank)	189
Cost (% of income per capita)	638.0	Ease of shareholder suits index (0–10)	5	Time (years)	NO PRACTICE
		Strength of investor protection index (0–10)	4.7	Cost (% of estate)	NO PRACTICE
		Paying taxes (rank)	55	Recovery rate (cents on the dollar)	0.0
		Payments (number per year)	18		
		Time (hours per year)	276		
		Total tax rate (% of profit)	11.0		

Note: Most indicator sets refer to a case scenario in an economy's largest business city. For more details, see the data notes.

✓ Reform making it easier to do business ✗ Reform making it more difficult to do business

TOGO		Sub-Saharan Africa	GNI per capita (US\$)	500	
Ease of doing business (rank)		Low income	Population (m)	6.6	
✓ Starting a business (rank)	168	Registering property (rank)	159	✗ Trading across borders (rank)	110
Procedures (number)	7	Procedures (number)	5	Documents to export (number)	6
Time (days)	19	Time (days)	295	Time to export (days)	24
Cost (% of income per capita)	121.4	Cost (% of property value)	11.4	Cost to export (US\$ per container)	1,015
Minimum capital (% of income per capita)	388.5			Documents to import (number)	7
		Getting credit (rank)	130	Time to import (days)	29
✓ Dealing with construction permits (rank)	114	Strength of legal rights index (0–10)	6	Cost to import (US\$ per container)	1,190
Procedures (number)	12	Depth of credit information index (0–6)	1		
Time (days)	155	Public registry coverage (% of adults)	3.1	✓ Enforcing contracts (rank)	153
Cost (% of income per capita)	458.5	Private bureau coverage (% of adults)	0.0	Procedures (number)	40
				Time (days)	588
Getting electricity (rank)	96	Protecting investors (rank)	147	Cost (% of claim)	47.5
Procedures (number)	4	Extent of disclosure index (0–10)	6		
Time (days)	74	Extent of director liability index (0–10)	1	Resolving insolvency (rank)	111
Cost (% of income per capita)	5,800.4	Ease of shareholder suits index (0–10)	4	Time (years)	3.0
		Strength of investor protection index (0–10)	3.7	Cost (% of estate)	15
				Recovery rate (cents on the dollar)	27.6
		✗ Paying taxes (rank)	172		
		Payments (number per year)	50		
		Time (hours per year)	270		
		Total tax rate (% of profit)	49.4		
TONGA		East Asia & Pacific	GNI per capita (US\$)	4,240	
Ease of doing business (rank)		Upper middle income	Population (m)	0.1	
Starting a business (rank)	42	Registering property (rank)	146	Trading across borders (rank)	63
Procedures (number)	4	Procedures (number)	4	Documents to export (number)	6
Time (days)	16	Time (days)	112	Time to export (days)	22
Cost (% of income per capita)	7.7	Cost (% of property value)	15.1	Cost to export (US\$ per container)	505
Minimum capital (% of income per capita)	0.0			Documents to import (number)	6
		✓ Getting credit (rank)	55	Time to import (days)	25
Dealing with construction permits (rank)	35	Strength of legal rights index (0–10)	9	Cost to import (US\$ per container)	490
Procedures (number)	13	Depth of credit information index (0–6)	2		
Time (days)	69	Public registry coverage (% of adults)	0.0	Enforcing contracts (rank)	48
Cost (% of income per capita)	96.2	Private bureau coverage (% of adults)	6.5	Procedures (number)	37
				Time (days)	350
Getting electricity (rank)	30	Protecting investors (rank)	115	Cost (% of claim)	30.5
Procedures (number)	5	Extent of disclosure index (0–10)	3		
Time (days)	42	Extent of director liability index (0–10)	3	Resolving insolvency (rank)	118
Cost (% of income per capita)	94.4	Ease of shareholder suits index (0–10)	8	Time (years)	2.7
		Strength of investor protection index (0–10)	4.7	Cost (% of estate)	22
				Recovery rate (cents on the dollar)	26.1
		✗ Paying taxes (rank)	51		
		Payments (number per year)	30		
		Time (hours per year)	182		
		Total tax rate (% of profit)	29.6		
TRINIDAD AND TOBAGO		Latin America & Caribbean	GNI per capita (US\$)	14,400	
Ease of doing business (rank)		High income	Population (m)	1.3	
✓ Starting a business (rank)	67	Registering property (rank)	178	Trading across borders (rank)	73
Procedures (number)	7	Procedures (number)	9	Documents to export (number)	5
Time (days)	37.5	Time (days)	77.5	Time to export (days)	11
Cost (% of income per capita)	0.8	Cost (% of property value)	7.0	Cost to export (US\$ per container)	843
Minimum capital (% of income per capita)	0.0			Documents to import (number)	10
		Getting credit (rank)	28	Time to import (days)	14
Dealing with construction permits (rank)	77	Strength of legal rights index (0–10)	9	Cost to import (US\$ per container)	1,260
Procedures (number)	14	Depth of credit information index (0–6)	4		
Time (days)	265	Public registry coverage (% of adults)	0.0	Enforcing contracts (rank)	174
Cost (% of income per capita)	5.6	Private bureau coverage (% of adults)	63.2	Procedures (number)	42
				Time (days)	1,340
Getting electricity (rank)	10	Protecting investors (rank)	22	Cost (% of claim)	33.5
Procedures (number)	4	Extent of disclosure index (0–10)	4		
Time (days)	61	Extent of director liability index (0–10)	9	Resolving insolvency (rank)	114
Cost (% of income per capita)	7.0	Ease of shareholder suits index (0–10)	7	Time (years)	2.5
		Strength of investor protection index (0–10)	6.7	Cost (% of estate)	25
				Recovery rate (cents on the dollar)	26.9
		Paying taxes (rank)	97		
		Payments (number per year)	39		
		Time (hours per year)	210		
		Total tax rate (% of profit)	29.1		

Note: Most indicator sets refer to a case scenario in an economy's largest business city. For more details, see the data notes.

✓ Reform making it easier to do business ✗ Reform making it more difficult to do business

TUNISIA		Middle East & North Africa	GNI per capita (US\$)	4,150	
Ease of doing business (rank)	51	Upper middle income	Population (m)	10.8	
✗ Starting a business (rank)	70	Registering property (rank)	72	Trading across borders (rank)	31
Procedures (number)	10	Procedures (number)	4	Documents to export (number)	4
Time (days)	11	Time (days)	39	Time to export (days)	13
Cost (% of income per capita)	4.7	Cost (% of property value)	6.1	Cost to export (US\$ per container)	775
Minimum capital (% of income per capita)	0.0			Documents to import (number)	6
		Getting credit (rank)	109	Time to import (days)	17
Dealing with construction permits (rank)	122	Strength of legal rights index (0–10)	3	Cost to import (US\$ per container)	860
Procedures (number)	19	Depth of credit information index (0–6)	5		
Time (days)	94	Public registry coverage (% of adults)	28.8	Enforcing contracts (rank)	78
Cost (% of income per capita)	255.6	Private bureau coverage (% of adults)	0.0	Procedures (number)	39
				Time (days)	565
Getting electricity (rank)	55	Protecting investors (rank)	52	Cost (% of claim)	21.8
Procedures (number)	4	Extent of disclosure index (0–10)	5		
Time (days)	65	Extent of director liability index (0–10)	7	Resolving insolvency (rank)	39
Cost (% of income per capita)	811.9	Ease of shareholder suits index (0–10)	6	Time (years)	1.3
		Strength of investor protection index (0–10)	6.0	Cost (% of estate)	7
				Recovery rate (cents on the dollar)	52.0
		Paying taxes (rank)	60		
		Payments (number per year)	8		
		Time (hours per year)	144		
		Total tax rate (% of profit)	62.4		
TURKEY		Europe & Central Asia	GNI per capita (US\$)	10,830	
Ease of doing business (rank)	69	Upper middle income	Population (m)	74.0	
✗ Starting a business (rank)	93	✗ Registering property (rank)	50	Trading across borders (rank)	86
Procedures (number)	6	Procedures (number)	6	Documents to export (number)	7
Time (days)	6	Time (days)	6	Time to export (days)	13
Cost (% of income per capita)	12.7	Cost (% of property value)	4.0	Cost to export (US\$ per container)	990
Minimum capital (% of income per capita)	13.2			Documents to import (number)	8
		Getting credit (rank)	86	Time to import (days)	14
✓ Dealing with construction permits (rank)	148	Strength of legal rights index (0–10)	4	Cost to import (US\$ per container)	1,235
Procedures (number)	20	Depth of credit information index (0–6)	5		
Time (days)	164	Public registry coverage (% of adults)	27.0	Enforcing contracts (rank)	38
Cost (% of income per capita)	142.5	Private bureau coverage (% of adults)	71.7	Procedures (number)	36
				Time (days)	420
✓ Getting electricity (rank)	49	✓ Protecting investors (rank)	34	Cost (% of claim)	24.9
Procedures (number)	4	Extent of disclosure index (0–10)	9		
Time (days)	70	Extent of director liability index (0–10)	5	Resolving insolvency (rank)	130
Cost (% of income per capita)	475.3	Ease of shareholder suits index (0–10)	5	Time (years)	3.3
		Strength of investor protection index (0–10)	6.3	Cost (% of estate)	15
				Recovery rate (cents on the dollar)	22.3
		Paying taxes (rank)	71		
		Payments (number per year)	11		
		Time (hours per year)	226		
		Total tax rate (% of profit)	40.2		
UGANDA		Sub-Saharan Africa	GNI per capita (US\$)	440	
Ease of doing business (rank)	132	Low income	Population (m)	36.3	
Starting a business (rank)	151	✓ Registering property (rank)	126	Trading across borders (rank)	164
Procedures (number)	15	Procedures (number)	11	Documents to export (number)	7
Time (days)	32	Time (days)	47	Time to export (days)	30
Cost (% of income per capita)	78.3	Cost (% of property value)	2.6	Cost to export (US\$ per container)	2,800
Minimum capital (% of income per capita)	0.0			Documents to import (number)	10
		Getting credit (rank)	42	Time to import (days)	33
Dealing with construction permits (rank)	143	Strength of legal rights index (0–10)	7	Cost to import (US\$ per container)	3,375
Procedures (number)	16	Depth of credit information index (0–6)	5		
Time (days)	146	Public registry coverage (% of adults)	0.0	Enforcing contracts (rank)	117
Cost (% of income per capita)	742.9	Private bureau coverage (% of adults)	4.1	Procedures (number)	38
				Time (days)	490
Getting electricity (rank)	178	Protecting investors (rank)	115	Cost (% of claim)	44.9
Procedures (number)	6	Extent of disclosure index (0–10)	3		
Time (days)	132	Extent of director liability index (0–10)	5	Resolving insolvency (rank)	79
Cost (% of income per capita)	13,456.7	Ease of shareholder suits index (0–10)	6	Time (years)	2.2
		Strength of investor protection index (0–10)	4.7	Cost (% of estate)	30
				Recovery rate (cents on the dollar)	36.0
		Paying taxes (rank)	98		
		Payments (number per year)	31		
		Time (hours per year)	209		
		Total tax rate (% of profit)	36.6		

Note: Most indicator sets refer to a case scenario in an economy's largest business city. For more details, see the data notes.

✓ Reform making it easier to do business ✗ Reform making it more difficult to do business

UKRAINE		Europe & Central Asia Lower middle income	GNI per capita (US\$) Population (m)	3,500 45.6	
Ease of doing business (rank)	112				
✓ Starting a business (rank)	47	✓ Registering property (rank)	97	✓ Trading across borders (rank)	148
Procedures (number)	6	Procedures (number)	8	Documents to export (number)	6
Time (days)	21	Time (days)	45	Time to export (days)	29
Cost (% of income per capita)	1.3	Cost (% of property value)	1.9	Cost to export (US\$ per container)	1,930
Minimum capital (% of income per capita)	0.0			Documents to import (number)	8
		✓ Getting credit (rank)	13	Time to import (days)	28
✓ Dealing with construction permits (rank)	41	Strength of legal rights index (0–10)	9	Cost to import (US\$ per container)	2,505
Procedures (number)	10	Depth of credit information index (0–6)	5		
Time (days)	73	Public registry coverage (% of adults)	0.0	Enforcing contracts (rank)	45
Cost (% of income per capita)	607.1	Private bureau coverage (% of adults)	28.3	Procedures (number)	30
				Time (days)	378
✓ Getting electricity (rank)	172	Protecting investors (rank)	128	Cost (% of claim)	43.8
Procedures (number)	10	Extent of disclosure index (0–10)	5		
Time (days)	277	Extent of director liability index (0–10)	2	✓ Resolving insolvency (rank)	162
Cost (% of income per capita)	178.0	Ease of shareholder suits index (0–10)	6	Time (years)	2.9
		Strength of investor protection index (0–10)	4.3	Cost (% of estate)	42
				Recovery rate (cents on the dollar)	8.2
		✓ Paying taxes (rank)	164		
		Payments (number per year)	28		
		Time (hours per year)	390		
		Total tax rate (% of profit)	54.9		
UNITED ARAB EMIRATES					
		Middle East & North Africa High income	GNI per capita (US\$) Population (m)	36,040 9.2	
Ease of doing business (rank)	23				
Starting a business (rank)	37	✓ Registering property (rank)	4	Trading across borders (rank)	4
Procedures (number)	6	Procedures (number)	2	Documents to export (number)	3
Time (days)	8	Time (days)	6	Time to export (days)	7
Cost (% of income per capita)	6.4	Cost (% of property value)	0.4	Cost to export (US\$ per container)	655
Minimum capital (% of income per capita)	0.0			Documents to import (number)	5
		Getting credit (rank)	86	Time to import (days)	7
Dealing with construction permits (rank)	5	Strength of legal rights index (0–10)	4	Cost to import (US\$ per container)	615
Procedures (number)	12	Depth of credit information index (0–6)	5		
Time (days)	44	Public registry coverage (% of adults)	5.8	Enforcing contracts (rank)	100
Cost (% of income per capita)	12.0	Private bureau coverage (% of adults)	27.0	Procedures (number)	49
				Time (days)	524
✓ Getting electricity (rank)	4	✓ Protecting investors (rank)	98	Cost (% of claim)	19.5
Procedures (number)	3	Extent of disclosure index (0–10)	6		
Time (days)	35	Extent of director liability index (0–10)	7	Resolving insolvency (rank)	101
Cost (% of income per capita)	21.9	Ease of shareholder suits index (0–10)	2	Time (years)	3.2
		Strength of investor protection index (0–10)	5.0	Cost (% of estate)	20
				Recovery rate (cents on the dollar)	29.4
		Paying taxes (rank)	1		
		Payments (number per year)	4		
		Time (hours per year)	12		
		Total tax rate (% of profit)	14.9		
UNITED KINGDOM					
		OECD high income High income	GNI per capita (US\$) Population (m)	38,250 63.2	
Ease of doing business (rank)	10				
✓ Starting a business (rank)	28	✓ Registering property (rank)	68	Trading across borders (rank)	16
Procedures (number)	6	Procedures (number)	6	Documents to export (number)	4
Time (days)	12	Time (days)	21.5	Time to export (days)	8
Cost (% of income per capita)	0.3	Cost (% of property value)	4.7	Cost to export (US\$ per container)	1,005
Minimum capital (% of income per capita)	0.0			Documents to import (number)	4
		Getting credit (rank)	1	Time to import (days)	6
Dealing with construction permits (rank)	27	Strength of legal rights index (0–10)	10	Cost to import (US\$ per container)	1,050
Procedures (number)	12	Depth of credit information index (0–6)	6		
Time (days)	88	Public registry coverage (% of adults)	0.0	Enforcing contracts (rank)	56
Cost (% of income per capita)	66.0	Private bureau coverage (% of adults)	100.0	Procedures (number)	28
				Time (days)	437
Getting electricity (rank)	74	Protecting investors (rank)	10	Cost (% of claim)	39.9
Procedures (number)	5	Extent of disclosure index (0–10)	10		
Time (days)	126	Extent of director liability index (0–10)	7	Resolving insolvency (rank)	7
Cost (% of income per capita)	91.9	Ease of shareholder suits index (0–10)	7	Time (years)	1.0
		Strength of investor protection index (0–10)	8.0	Cost (% of estate)	6
				Recovery rate (cents on the dollar)	88.6
		Paying taxes (rank)	14		
		Payments (number per year)	8		
		Time (hours per year)	110		
		Total tax rate (% of profit)	34.0		

Note: Most indicator sets refer to a case scenario in an economy's largest business city. For more details, see the data notes.

✓ Reform making it easier to do business ✗ Reform making it more difficult to do business

UNITED STATES		OECD high income		GNI per capita (US\$)	50,120
Ease of doing business (rank)		High income		Population (m)	313.9
Starting a business (rank)	20	Registering property (rank)	25	Trading across borders (rank)	22
Procedures (number)	6	Procedures (number)	4	Documents to export (number)	3
Time (days)	5	Time (days)	12	Time to export (days)	6
Cost (% of income per capita)	1.5	Cost (% of property value)	3.4	Cost to export (US\$ per container)	1,090
Minimum capital (% of income per capita)	0.0			Documents to import (number)	5
		Getting credit (rank)	3	Time to import (days)	5
Dealing with construction permits (rank)	34	Strength of legal rights index (0–10)	9	Cost to import (US\$ per container)	1,315
Procedures (number)	16	Depth of credit information index (0–6)	6		
Time (days)	91	Public registry coverage (% of adults)	0.0	Enforcing contracts (rank)	11
Cost (% of income per capita)	16.7	Private bureau coverage (% of adults)	100.0	Procedures (number)	32
				Time (days)	370
Getting electricity (rank)	13	Protecting investors (rank)	6	Cost (% of claim)	18.4
Procedures (number)	4	Extent of disclosure index (0–10)	7		
Time (days)	60	Extent of director liability index (0–10)	9	Resolving insolvency (rank)	17
Cost (% of income per capita)	15.6	Ease of shareholder suits index (0–10)	9	Time (years)	1.5
		Strength of investor protection index (0–10)	8.3	Cost (% of estate)	7
				Recovery rate (cents on the dollar)	81.5
		Paying taxes (rank)	64		
		Payments (number per year)	11		
		Time (hours per year)	175		
		Total tax rate (% of profit)	46.3		
URUGUAY		Latin America & Caribbean		GNI per capita (US\$)	13,510
Ease of doing business (rank)		High income		Population (m)	3.4
Starting a business (rank)	43	Registering property (rank)	167	✓ Trading across borders (rank)	90
Procedures (number)	5	Procedures (number)	8	Documents to export (number)	6
Time (days)	6.5	Time (days)	66	Time to export (days)	16
Cost (% of income per capita)	22.7	Cost (% of property value)	7.1	Cost to export (US\$ per container)	1,125
Minimum capital (% of income per capita)	0.0			Documents to import (number)	7
		Getting credit (rank)	73	Time to import (days)	16
Dealing with construction permits (rank)	154	Strength of legal rights index (0–10)	4	Cost to import (US\$ per container)	1,440
Procedures (number)	22	Depth of credit information index (0–6)	6		
Time (days)	256	Public registry coverage (% of adults)	80.2	Enforcing contracts (rank)	105
Cost (% of income per capita)	46.7	Private bureau coverage (% of adults)	100.0	Procedures (number)	41
				Time (days)	725
Getting electricity (rank)	23	Protecting investors (rank)	98	Cost (% of claim)	19.0
Procedures (number)	5	Extent of disclosure index (0–10)	3		
Time (days)	48	Extent of director liability index (0–10)	4	Resolving insolvency (rank)	51
Cost (% of income per capita)	16.5	Ease of shareholder suits index (0–10)	8	Time (years)	1.8
		Strength of investor protection index (0–10)	5.0	Cost (% of estate)	7
				Recovery rate (cents on the dollar)	45.1
		Paying taxes (rank)	146		
		Payments (number per year)	33		
		Time (hours per year)	310		
		Total tax rate (% of profit)	41.9		
UZBEKISTAN		Europe & Central Asia		GNI per capita (US\$)	1,720
Ease of doing business (rank)		Lower middle income		Population (m)	29.8
✓ Starting a business (rank)	21	✓ Registering property (rank)	136	✓ Trading across borders (rank)	189
Procedures (number)	4	Procedures (number)	14	Documents to export (number)	12
Time (days)	8.5	Time (days)	77	Time to export (days)	79
Cost (% of income per capita)	3.5	Cost (% of property value)	0.6	Cost to export (US\$ per container)	4,785
Minimum capital (% of income per capita)	0.0			Documents to import (number)	14
		✓ Getting credit (rank)	130	Time to import (days)	95
Dealing with construction permits (rank)	159	Strength of legal rights index (0–10)	2	Cost to import (US\$ per container)	5,235
Procedures (number)	25	Depth of credit information index (0–6)	5		
Time (days)	243	Public registry coverage (% of adults)	0.0	✓ Enforcing contracts (rank)	40
Cost (% of income per capita)	49.6	Private bureau coverage (% of adults)	16.5	Procedures (number)	41
				Time (days)	195
Getting electricity (rank)	173	Protecting investors (rank)	138	Cost (% of claim)	22.2
Procedures (number)	9	Extent of disclosure index (0–10)	4		
Time (days)	108	Extent of director liability index (0–10)	1	Resolving insolvency (rank)	63
Cost (% of income per capita)	1,159.6	Ease of shareholder suits index (0–10)	7	Time (years)	2.0
		Strength of investor protection index (0–10)	4.0	Cost (% of estate)	10
				Recovery rate (cents on the dollar)	39.9
		✓ Paying taxes (rank)	168		
		Payments (number per year)	41		
		Time (hours per year)	205		
		Total tax rate (% of profit)	99.3		

Note: Most indicator sets refer to a case scenario in an economy's largest business city. For more details, see the data notes.

✓ Reform making it easier to do business ✗ Reform making it more difficult to do business

VANUATU		East Asia & Pacific	GNI per capita (US\$)	3,080	
Ease of doing business (rank)	74	Lower middle income	Population (m)	0.2	
Starting a business (rank)	126	Registering property (rank)	110	Trading across borders (rank)	119
Procedures (number)	8	Procedures (number)	4	Documents to export (number)	6
Time (days)	35	Time (days)	118	Time to export (days)	21
Cost (% of income per capita)	46.2	Cost (% of property value)	7.0	Cost to export (US\$ per container)	1,490
Minimum capital (% of income per capita)	0.0			Documents to import (number)	7
		✓ Getting credit (rank)	55	Time to import (days)	24
Dealing with construction permits (rank)	50	Strength of legal rights index (0–10)	9	Cost to import (US\$ per container)	1,440
Procedures (number)	12	Depth of credit information index (0–6)	2		
Time (days)	54	Public registry coverage (% of adults)	0.0	Enforcing contracts (rank)	72
Cost (% of income per capita)	422.5	Private bureau coverage (% of adults)	5.5	Procedures (number)	30
				Time (days)	430
Getting electricity (rank)	129	Protecting investors (rank)	80	Cost (% of claim)	56.0
Procedures (number)	5	Extent of disclosure index (0–10)	5		
Time (days)	122	Extent of director liability index (0–10)	6	Resolving insolvency (rank)	57
Cost (% of income per capita)	1,230.1	Ease of shareholder suits index (0–10)	5	Time (years)	2.6
		Strength of investor protection index (0–10)	5.3	Cost (% of estate)	38
				Recovery rate (cents on the dollar)	42.2
		Paying taxes (rank)	30		
		Payments (number per year)	31		
		Time (hours per year)	120		
		Total tax rate (% of profit)	8.4		
VENEZUELA, RB		Latin America & Caribbean	GNI per capita (US\$)	12,470	
Ease of doing business (rank)	181	Upper middle income	Population (m)	30.0	
✗ Starting a business (rank)	157	Registering property (rank)	95	Trading across borders (rank)	173
Procedures (number)	17	Procedures (number)	8	Documents to export (number)	8
Time (days)	144	Time (days)	38	Time to export (days)	56
Cost (% of income per capita)	35.6	Cost (% of property value)	2.5	Cost to export (US\$ per container)	3,490
Minimum capital (% of income per capita)	0.0			Documents to import (number)	9
		✓ Getting credit (rank)	130	Time to import (days)	82
Dealing with construction permits (rank)	110	Strength of legal rights index (0–10)	2	Cost to import (US\$ per container)	3,695
Procedures (number)	10	Depth of credit information index (0–6)	5		
Time (days)	381	Public registry coverage (% of adults)	0.0	Enforcing contracts (rank)	92
Cost (% of income per capita)	96.8	Private bureau coverage (% of adults)	16.7	Procedures (number)	30
				Time (days)	610
Getting electricity (rank)	167	Protecting investors (rank)	182	Cost (% of claim)	43.7
Procedures (number)	6	Extent of disclosure index (0–10)	3		
Time (days)	158	Extent of director liability index (0–10)	2	Resolving insolvency (rank)	165
Cost (% of income per capita)	1,133.7	Ease of shareholder suits index (0–10)	2	Time (years)	4.0
		Strength of investor protection index (0–10)	2.3	Cost (% of estate)	38
				Recovery rate (cents on the dollar)	6.5
		Paying taxes (rank)	187		
		Payments (number per year)	71		
		Time (hours per year)	792		
		Total tax rate (% of profit)	61.7		
VIETNAM		East Asia & Pacific	GNI per capita (US\$)	1,400	
Ease of doing business (rank)	99	Lower middle income	Population (m)	88.8	
Starting a business (rank)	109	Registering property (rank)	51	Trading across borders (rank)	65
Procedures (number)	10	Procedures (number)	4	Documents to export (number)	5
Time (days)	34	Time (days)	57	Time to export (days)	21
Cost (% of income per capita)	7.7	Cost (% of property value)	0.6	Cost to export (US\$ per container)	610
Minimum capital (% of income per capita)	0.0			Documents to import (number)	8
		✓ Getting credit (rank)	42	Time to import (days)	21
Dealing with construction permits (rank)	29	Strength of legal rights index (0–10)	8	Cost to import (US\$ per container)	600
Procedures (number)	11	Depth of credit information index (0–6)	4		
Time (days)	114	Public registry coverage (% of adults)	39.1	Enforcing contracts (rank)	46
Cost (% of income per capita)	56.3	Private bureau coverage (% of adults)	0.0	Procedures (number)	36
				Time (days)	400
Getting electricity (rank)	156	✓ Protecting investors (rank)	157	Cost (% of claim)	29.0
Procedures (number)	6	Extent of disclosure index (0–10)	7		
Time (days)	115	Extent of director liability index (0–10)	1	Resolving insolvency (rank)	149
Cost (% of income per capita)	1,726.4	Ease of shareholder suits index (0–10)	2	Time (years)	5.0
		Strength of investor protection index (0–10)	3.3	Cost (% of estate)	15
				Recovery rate (cents on the dollar)	16.2
		✗ Paying taxes (rank)	149		
		Payments (number per year)	32		
		Time (hours per year)	872		
		Total tax rate (% of profit)	35.2		

Note: Most indicator sets refer to a case scenario in an economy's largest business city. For more details, see the data notes.

✓ Reform making it easier to do business ✗ Reform making it more difficult to do business


WEST BANK AND GAZA		Middle East & North Africa	GNI per capita (US\$)	1,679	
Ease of doing business (rank)		Lower middle income	Population (m)	4.0	
✓ Starting a business (rank)	143	Registering property (rank)	122	Trading across borders (rank)	123
Procedures (number)	9	Procedures (number)	8	Documents to export (number)	6
Time (days)	45	Time (days)	56	Time to export (days)	23
Cost (% of income per capita)	85.5	Cost (% of property value)	3.0	Cost to export (US\$ per container)	1,360
Minimum capital (% of income per capita)	0.0			Documents to import (number)	6
		Getting credit (rank)	165	Time to import (days)	38
Dealing with construction permits (rank)	131	Strength of legal rights index (0–10)	1	Cost to import (US\$ per container)	1,390
Procedures (number)	18	Depth of credit information index (0–6)	4		
Time (days)	87	Public registry coverage (% of adults)	8.8	Enforcing contracts (rank)	88
Cost (% of income per capita)	1,033.9	Private bureau coverage (% of adults)	0.0	Procedures (number)	44
				Time (days)	540
Getting electricity (rank)	87	Protecting investors (rank)	80	Cost (% of claim)	21.2
Procedures (number)	5	Extent of disclosure index (0–10)	6		
Time (days)	63	Extent of director liability index (0–10)	5	Resolving insolvency (rank)	189
Cost (% of income per capita)	1,472.2	Ease of shareholder suits index (0–10)	5	Time (years)	NO PRACTICE
		Strength of investor protection index (0–10)	5.3	Cost (% of estate)	NO PRACTICE
				Recovery rate (cents on the dollar)	0.0
		Paying taxes (rank)	62		
		Payments (number per year)	39		
		Time (hours per year)	170		
		Total tax rate (% of profit)	16.5		
YEMEN, REP.		Middle East & North Africa	GNI per capita (US\$)	1,377	
Ease of doing business (rank)		Lower middle income	Population (m)	23.9	
Starting a business (rank)	114	Registering property (rank)	61	Trading across borders (rank)	128
Procedures (number)	6	Procedures (number)	6	Documents to export (number)	6
Time (days)	40	Time (days)	19	Time to export (days)	29
Cost (% of income per capita)	66.1	Cost (% of property value)	3.8	Cost to export (US\$ per container)	995
Minimum capital (% of income per capita)	0.0			Documents to import (number)	9
		Getting credit (rank)	170	Time to import (days)	25
Dealing with construction permits (rank)	101	Strength of legal rights index (0–10)	2	Cost to import (US\$ per container)	1,490
Procedures (number)	14	Depth of credit information index (0–6)	2		
Time (days)	186	Public registry coverage (% of adults)	1.0	Enforcing contracts (rank)	85
Cost (% of income per capita)	48.2	Private bureau coverage (% of adults)	0.0	Procedures (number)	36
				Time (days)	645
Getting electricity (rank)	116	Protecting investors (rank)	138	Cost (% of claim)	26.5
Procedures (number)	4	Extent of disclosure index (0–10)	6		
Time (days)	110	Extent of director liability index (0–10)	4	Resolving insolvency (rank)	126
Cost (% of income per capita)	3,604.0	Ease of shareholder suits index (0–10)	2	Time (years)	3.0
		Strength of investor protection index (0–10)	4.0	Cost (% of estate)	8
				Recovery rate (cents on the dollar)	24.4
		Paying taxes (rank)	129		
		Payments (number per year)	44		
		Time (hours per year)	248		
		Total tax rate (% of profit)	32.7		
ZAMBIA		Sub-Saharan Africa	GNI per capita (US\$)	1,350	
Ease of doing business (rank)		Lower middle income	Population (m)	14.1	
✓ Starting a business (rank)	45	Registering property (rank)	102	Trading across borders (rank)	163
Procedures (number)	5	Procedures (number)	5	Documents to export (number)	7
Time (days)	6.5	Time (days)	45	Time to export (days)	44
Cost (% of income per capita)	26.8	Cost (% of property value)	8.6	Cost to export (US\$ per container)	2,765
Minimum capital (% of income per capita)	0.0			Documents to import (number)	8
		Getting credit (rank)	13	Time to import (days)	49
Dealing with construction permits (rank)	57	Strength of legal rights index (0–10)	9	Cost to import (US\$ per container)	3,560
Procedures (number)	11	Depth of credit information index (0–6)	5		
Time (days)	124	Public registry coverage (% of adults)	0.0	Enforcing contracts (rank)	120
Cost (% of income per capita)	198.5	Private bureau coverage (% of adults)	12.0	Procedures (number)	35
				Time (days)	611
Getting electricity (rank)	152	Protecting investors (rank)	80	Cost (% of claim)	38.7
Procedures (number)	6	Extent of disclosure index (0–10)	3		
Time (days)	117	Extent of director liability index (0–10)	6	Resolving insolvency (rank)	73
Cost (% of income per capita)	955.8	Ease of shareholder suits index (0–10)	7	Time (years)	2.4
		Strength of investor protection index (0–10)	5.3	Cost (% of estate)	9
				Recovery rate (cents on the dollar)	37.1
		Paying taxes (rank)	68		
		Payments (number per year)	38		
		Time (hours per year)	183		
		Total tax rate (% of profit)	15.1		

Note: Most indicator sets refer to a case scenario in an economy's largest business city. For more details, see the data notes.

✓ Reform making it easier to do business ✗ Reform making it more difficult to do business

ZIMBABWE		Sub-Saharan Africa	GNI per capita (US\$)	680	
		Low income	Population (m)	13.7	
Ease of doing business (rank)	170	Registering property (rank)	93	Trading across borders (rank)	167
Starting a business (rank)	150	Procedures (number)	5	Documents to export (number)	7
Procedures (number)	9	Time (days)	36	Time to export (days)	53
Time (days)	90	Cost (% of property value)	7.8	Cost to export (US\$ per container)	3,765
Cost (% of income per capita)	141.2	Getting credit (rank)	109	Documents to import (number)	8
Minimum capital (% of income per capita)	0.0	Strength of legal rights index (0–10)	7	Time to import (days)	71
Dealing with construction permits (rank)	170	Depth of credit information index (0–6)	1	Cost to import (US\$ per container)	5,660
Procedures (number)	12	Public registry coverage (% of adults)	0.0	Enforcing contracts (rank)	118
Time (days)	496	Private bureau coverage (% of adults)	3.7	Procedures (number)	38
Cost (% of income per capita)	3,055.6	Protecting investors (rank)	128	Time (days)	410
Getting electricity (rank)	157	Extent of disclosure index (0–10)	8	Cost (% of claim)	113.1
Procedures (number)	6	Extent of director liability index (0–10)	1	Resolving insolvency (rank)	156
Time (days)	106	Ease of shareholder suits index (0–10)	4	Time (years)	3.3
Cost (% of income per capita)	3,686.8	Strength of investor protection index (0–10)	4.3	Cost (% of estate)	22
		Paying taxes (rank)	142	Recovery rate (cents on the dollar)	13.1
		Payments (number per year)	49		
		Time (hours per year)	242		
		Total tax rate (% of profit)	35.3		

Employing workers data



EMPLOYING WORKERS DATA		Difficulty of hiring				Rigidity of hours					Difficulty of redundancy					Redundancy cost	
Afghanistan	No	No limit	0.0	0.00	Yes	6.0	25	50	No	No	20.0	Yes	Yes	No	Yes	4.3	17.3
Albania	Yes	No limit	201.0	0.40	Yes	6.0	50	25	Yes	No	20.0	Yes	No	No	No	10.1	10.7
Algeria	Yes	No limit	211.3	0.42	No	6.0	0	0	No	No	22.0	Yes	No	Yes	No	4.3	13.0
Angola	Yes	12	144.3	0.19	Yes	6.0	25	100	Yes	Yes	22.0	Yes	Yes	Yes	Yes	4.3	26.7
Antigua and Barbuda	No	No limit	573.2	0.37	Yes	6.0	0	0	No	No	12.0	Yes	No	No	Yes	3.4	12.8
Argentina	Yes	60	635.1	0.51	Yes	6.0	13	50	No	No	18.0	Yes	No	No	No	7.2	23.1
Armenia	Yes	No limit	92.4	0.21	Yes	6.0	30	100	No	No	20.0	Yes	No	No	Yes	6.0	5.0
Australia	No	No limit	2,104.4	0.28	No	7.0	15	100	No	No	25.0	Yes	No	Yes	No	3.0	8.7
Austria	No	No limit	725.5	0.12	Yes	5.5	17	100	No	No	25.0	Yes	Yes	No	Yes	2.0	0.0
Azerbaijan	No	60	112.5	0.16	Yes	6.0	40	150	Yes	No	17.0	Yes	No	No	Yes	8.7	13.0
Bahamas, The	No	No limit	693.3	0.26	Yes	6.0	0	0	No	No	11.7	Yes	Yes	No	No	2.0	10.7
Bahrain	No	60	0.0	0.00	Yes	6.0	50	50	No	No	30.0	Yes	Yes	No	No	4.3	0.0
Bangladesh	Yes	No limit	334.6	0.36	Yes	6.0	0	0	No	No	17.0	Yes	Yes	No	Yes	4.3	26.7
Barbados	No	No limit	0.0	0.00	Yes	7.0	0	0	No	No	20.3	Yes	No	No	No	2.7	13.3
Belarus	No	No limit	167.4	0.22	Yes	6.0	20	100	No	No	18.0	Yes	No	No	Yes	8.7	13.0
Belgium	No	No limit	1,744.3	0.30	Yes	6.0	4	100	No	Yes	20.0	Yes	No	No	No	7.2	0.0
Belize	No	No limit	386.2	0.68	Yes	6.0	0	50	No	No	10.0	Yes	Yes	No	No	4.7	5.0
Benin	No	48	62.0	0.54	Yes	6.0	0	0	No	No	24.0	Yes	Yes	No	Yes	4.3	7.3
Bhutan	No	No limit	0.0	0.00	Yes	6.0	0	0	No	No	15.0	Yes	Yes	No	No	8.3	0.0
Bolivia ^a	Yes	24	132.7	0.43	Yes	6.0	30	100	No	No	21.7	No	n.a.	n.a.	n.a.	n.a.	n.a.

	EMPLOYING WORKERS DATA				Difficulty of hiring				Rigidity of hours				Difficulty of redundancy				Redundancy cost				
	Fixed-term contracts prohibited for permanent tasks?	Maximum length of fixed-term contracts (months) ^a	Minimum wage for a 19-year-old worker or an apprentice (US\$/month) ^b	Ratio of minimum wage to value added per worker	50-hour workweek allowed? ^c	Maximum working days per week	Premium for night work (% of hourly pay) ^d	Premium for work on weekly rest day (% of hourly pay) ^d	Major restrictions on night work? ^d	Major restrictions on weekly holiday work? ^d	Paid annual leave (working days) ^e	Dismissal due to redundancy allowed by law?	Third-party notification if 1 worker is dismissed?	Third-party approval if 1 worker is dismissed?	Third-party notification if 9 workers are dismissed?	Third-party approval if 9 workers are dismissed?	Retraining or reassignment? ^f	Priority rules for redundancies?	Priority rules for reemployment?	Notice period for redundancy dismissal (weeks of salary) ^e	Severance pay for redundancy dismissal (weeks of salary) ^e
Bosnia and Herzegovina	No	24	382.3	0.67	Yes	6.0	30	20	No	No	18.0	Yes	No	No	No	Yes	No	No	Yes	2.0	7.2
Botswana	No	No limit	105.0	0.10	Yes	6.0	0	100	No	No	15.0	Yes	Yes	No	No	No	Yes	Yes	Yes	4.9	16.8
Brazil	Yes	24	442.0	0.31	Yes	6.0	20	100	Yes	No	26.0	Yes	No	No	No	No	No	No	No	6.6	8.9
Brunei Darussalam	No	No limit	0.0	0.00	Yes	6.0	0	50	No	No	13.3	Yes	No	No	No	No	No	No	No	3.0	0.0
Bulgaria	No	36	207.5	0.24	Yes	6.0	3	0	Yes	No	20.0	Yes	No	No	No	No	No	No	No	4.3	3.2
Burkina Faso	No	No limit	68.0	0.63	Yes	6.0	0	0	No	Yes	22.0	Yes	No	No	No	No	Yes	Yes	Yes	4.3	6.1
Burundi	No	No limit	2.7	0.07	Yes	6.0	35	100	No	Yes	21.0	Yes	No	No	No	No	Yes	Yes	Yes	8.7	7.2
Cambodia	No	24	43.0	0.37	Yes	6.0	30	100	No	No	19.3	Yes	No	Yes	No	No	Yes	Yes	Yes	7.9	11.4
Cameroon	No	48	56.7	0.31	Yes	6.0	50	0	No	No	19.0	Yes	Yes	Yes	Yes	No	Yes	Yes	Yes	7.2	8.1
Canada	No	No limit	1,735.6	0.28	Yes	6.0	0	0	No	No	10.0	Yes	No	No	No	No	No	No	No	5.0	5.0
Cape Verde	Yes	60	0.0	0.00	Yes	6.0	25	100	No	No	22.0	Yes	Yes	Yes	Yes	Yes	Yes	No	No	6.4	23.1
Central African Republic	Yes	48	38.0	0.52	Yes	5.0	0	50	No	Yes	25.3	Yes	No	Yes	Yes	No	Yes	Yes	Yes	4.3	17.3
Chad	No	48	111.7	0.89	Yes	6.0	0	100	No	No	24.7	Yes	Yes	Yes	No	No	Yes	Yes	Yes	7.2	5.8
Chile	No	24	0.0	0.00	Yes	6.0	0	0	No	No	15.0	Yes	Yes	Yes	No	No	Yes	No	No	4.3	23.1
China	No	No limit	242.4	0.37	Yes	6.0	39	100	No	No	6.7	Yes	Yes	Yes	No	Yes	Yes	Yes	Yes	4.3	23.1
Colombia	No	No limit	309.9	0.35	Yes	6.0	35	75	No	No	15.0	Yes	No	No	No	No	No	No	No	0.0	16.7
Comoros	No	36	0.0	0.00	Yes	6.0	0	0	No	Yes	22.0	Yes	Yes	No	No	No	Yes	Yes	Yes	13.0	23.1
Congo, Dem. Rep.	Yes	48	65.0	1.85	Yes	5.0	25	0	No	No	13.0	Yes	Yes	Yes	Yes	No	Yes	Yes	Yes	10.3	0.0
Congo, Rep.	Yes	24	100.9	0.26	Yes	6.0	0	50	Yes	Yes	29.0	Yes	Yes	Yes	Yes	No	Yes	Yes	Yes	4.3	6.5
Costa Rica	Yes	12	478.0	0.45	Yes	6.0	0	100	Yes	No	12.0	Yes	No	No	No	No	No	No	No	4.3	14.4

EMPLOYING WORKERS DATA

	Difficulty of hiring				Rigidity of hours					Difficulty of redundancy					Redundancy cost					
	Fixed-term contracts prohibited for permanent tasks?	Maximum length of fixed-term contracts (months) ^a	Minimum wage for a 19-year-old worker or an apprentice (US\$/month) ^b	Ratio of minimum wage to value added per worker	50-hour workweek allowed? ^c	Maximum working days per week	Premium for night work (% of hourly pay) ^d	Premium for work on weekly rest day (% of hourly pay) ^d	Major restrictions on night work? ^d	Major restrictions on weekly holiday work? ^d	Paid annual leave (working days) ^e	Dismissal due to redundancy allowed by law?	Third-party notification if 1 worker is dismissed?	Third-party approval if 1 worker is dismissed?	Third-party notification if 9 workers are dismissed?	Third-party approval if 9 workers are dismissed?	Retraining or reassignment? ^f	Priority rules for redundancies?	Priority rules for reemployment?	Notice period for redundancy dismissal (weeks of salary) ^e
Côte d'Ivoire	No	24	0.0	0.00	No	6.0	38	0	No	No	27.4	Yes	No	No	Yes	No	No	Yes	5.8	7.3
Croatia	Yes	36	502.1	0.30	Yes	6.0	10	35	Yes	Yes	20.0	Yes	No	Yes	No	Yes	Yes	Yes	7.9	7.2
Cyprus	No	30	0.0	0.00	Yes	6.0	0	0	No	No	20.0	Yes	No	Yes	No	Yes	No	Yes	5.7	0.0
Czech Republic	No	108	428.4	0.20	Yes	6.0	10	10	No	No	20.0	Yes	No	No	No	No	No	No	8.7	11.6
Denmark	No	No limit	0.0	0.00	Yes	6.0	0	0	No	No	25.0	Yes	No	No	No	No	No	No	0.0	0.0
Djibouti	Yes	24	0.0	0.00	Yes	6.0	0	0	No	No	30.0	Yes	No	Yes	No	No	No	Yes	4.3	0.0
Dominica	No	No limit	231.3	0.28	Yes	6.0	0	100	No	No	13.3	Yes	No	No	No	No	Yes	Yes	5.8	9.3
Dominican Republic	Yes	No limit	270.3	0.38	Yes	5.5	0	100	No	Yes	14.0	Yes	No	No	No	No	No	No	4.0	22.2
Ecuador	No	24	287.0	0.42	Yes	5.0	25	100	No	No	12.0	Yes	No	Yes	No	No	No	No	0.0	31.8
Egypt, Arab Rep.	No	No limit	111.1	0.28	Yes	6.0	0	0	No	No	24.0	Yes	Yes	Yes	Yes	No	Yes	No	10.1	26.7
El Salvador	Yes	No limit	93.5	0.20	Yes	6.0	25	100	Yes	Yes	11.0	Yes	No	No	No	No	No	No	0.0	22.9
Equatorial Guinea	Yes	24	290.6	0.15	Yes	6.0	25	50	Yes	Yes	22.0	Yes	Yes	Yes	Yes	No	Yes	Yes	4.3	34.3
Eritrea	Yes	No limit	0.0	0.00	Yes	6.0	0	0	No	No	19.0	Yes	No	Yes	Yes	No	No	No	3.1	12.3
Estonia	Yes	120	417.8	0.21	Yes	5.0	25	0	Yes	No	24.0	Yes	No	No	No	Yes	Yes	No	8.6	4.3
Ethiopia	Yes	No limit	0.0	0.00	Yes	6.0	0	0	No	No	18.3	Yes	No	Yes	No	Yes	Yes	No	8.7	10.5
Fiji	No	No limit	334.6	0.63	Yes	6.0	4	100	No	No	10.0	Yes	No	Yes	No	No	No	No	4.3	5.3
Finland	Yes	60	1,962.9	0.33	Yes	6.0	8	100	No	No	30.0	Yes	No	Yes	No	Yes	Yes	Yes	10.1	0.0
France	Yes	18	778.1	0.14	No	6.0	0	0	No	Yes	30.0	Yes	No	Yes	No	Yes	Yes	Yes	7.2	4.6
Gabon	No	48	72.8	0.05	Yes	6.0	50	100	No	No	24.0	Yes	Yes	Yes	Yes	No	Yes	Yes	10.4	4.3
Gambia, The	No	No limit	0.0	0.00	Yes	5.0	0	0	No	No	21.0	Yes	No	Yes	No	No	Yes	Yes	26.0	0.0

	Difficulty of hiring				Rigidity of hours					Difficulty of redundancy						Redundancy cost					
	Fixed-term contracts prohibited for permanent tasks?	Maximum length of fixed-term contracts (months) ^a	Minimum wage for a 19-year-old worker or an apprentice (US\$/month) ^b	Ratio of minimum wage to value added per worker	50-hour workweek allowed? ^c	Maximum working days per week	Premium for night work (% of hourly pay) ^d	Premium for work on weekly rest day (% of hourly pay) ^d	Major restrictions on night work? ^d	Major restrictions on weekly holiday work? ^d	Paid annual leave (working days) ^e	Dismissal due to redundancy allowed by law?	Third-party notification if 1 worker is dismissed?	Third-party approval if 1 worker is dismissed?	Third-party notification if 9 workers are dismissed?	Third-party approval if 9 workers are dismissed?	Retraining or reassignment? ^f	Priority rules for redundancies?	Priority rules for reemployment?	Notice period for redundancy dismissal (weeks of salary) ^e	Severance pay for redundancy dismissal (weeks of salary) ^e
Georgia	No	No limit	22.8	0.06	Yes	7.0	0	0	No	No	24.0	Yes	No	No	No	No	No	No	No	0.0	4.3
Germany	No	24	1,139.9	0.20	Yes	6.0	15	100	No	No	24.0	Yes	No	Yes	No	Yes	Yes	No	10.0	11.6	
Ghana	No	No limit	27.6	0.12	Yes	5.0	0	0	No	No	15.0	Yes	Yes	Yes	Yes	No	No	No	3.6	46.2	
Greece	Yes	No limit	666.7	0.23	Yes	5.0	25	75	No	Yes	22.3	Yes	No	Yes	Yes	No	Yes	No	0.0	15.9	
Grenada	Yes	No limit	360.5	0.40	Yes	6.0	0	0	No	No	13.3	Yes	No	No	No	No	No	No	7.2	5.3	
Guatemala	Yes	No limit	345.2	0.73	Yes	6.0	0	50	Yes	Yes	15.0	Yes	No	No	No	No	No	No	0.0	27.0	
Guinea	No	24	0.0	0.00	Yes	6.0	20	45	No	Yes	30.0	Yes	No	Yes	No	No	No	No	2.1	5.8	
Guinea-Bissau	Yes	12	0.0	0.00	Yes	6.0	25	50	No	No	21.0	Yes	Yes	Yes	Yes	No	Yes	Yes	0.0	26.0	
Guyana	No	No limit	162.9	0.34	Yes	7.0	0	100	No	No	12.0	Yes	Yes	Yes	No	No	No	No	4.3	12.3	
Haiti	No	No limit	72.3	0.69	Yes	6.0	50	50	No	No	13.0	Yes	No	No	No	No	No	No	10.1	0.0	
Honduras	Yes	24	430.1	1.49	Yes	6.0	25	100	Yes	No	16.7	Yes	Yes	Yes	Yes	No	Yes	No	7.2	23.1	
Hong Kong SAR, China	No	No limit	0.0	0.00	Yes	6.0	0	0	No	No	10.3	Yes	No	No	No	No	No	No	4.3	1.4	
Hungary	No	60	456.6	0.30	No	5.0	30	50	No	No	21.3	Yes	No	No	No	No	No	No	6.2	7.2	
Iceland	No	24	1,655.7	0.34	Yes	6.0	80	80	No	No	24.0	Yes	No	No	No	No	No	No	10.1	0.0	
India	No	No limit	28.4	0.15	Yes	6.0	0	0	No	No	15.0	Yes	Yes	Yes	Yes	No	Yes	Yes	4.3	11.4	
Indonesia	Yes	36	232.0	0.53	Yes	6.0	0	0	No	No	12.0	Yes	Yes	Yes	Yes	Yes	No	No	0.0	57.8	
Iran, Islamic Rep.	No	No limit	4,000.9	4.73	Yes	6.0	23	40	No	No	24.0	Yes	Yes	Yes	Yes	No	No	No	0.0	23.1	
Iraq	Yes	No limit	92.3	0.11	Yes	6.0	0	50	Yes	No	22.0	Yes	No	Yes	No	No	No	No	0.0	0.0	
Ireland	No	No limit	1,593.3	0.33	Yes	6.0	0	0	No	No	20.0	Yes	No	Yes	No	No	No	No	4.0	8.2	
Israel	No	No limit	1,140.9	0.29	Yes	5.5	14	50	No	Yes	18.0	Yes	No	No	No	No	No	No	4.3	23.1	

EMPLOYING WORKERS DATA

	Difficulty of hiring				Rigidity of hours					Difficulty of redundancy					Redundancy cost					
	Fixed-term contracts prohibited for permanent tasks?	Maximum length of fixed-term contracts (months) ^a	Minimum wage for a 19-year-old worker or an apprentice (US\$/month) ^b	Ratio of minimum wage to value added per worker	50-hour workweek allowed? ^c	Maximum working days per week	Premium for night work (% of hourly pay) ^d	Premium for work on weekly rest day (% of hourly pay) ^d	Major restrictions on night work? ^d	Major restrictions on weekly holiday work? ^d	Paid annual leave (working days) ^e	Dismissal due to redundancy allowed by law?	Third-party notification if 1 worker is dismissed?	Third-party approval if 1 worker is dismissed?	Third-party notification if 9 workers are dismissed?	Third-party approval if 9 workers are dismissed?	Retraining or reassignment? ^f	Priority rules for redundancies?	Priority rules for reemployment?	Notice period for redundancy dismissal (weeks of salary) ^e
Italy	No	44	1,779.0	0.41	Yes	6.0	15	50	Yes	No	20.3	Yes	No	Yes	No	Yes	No	Yes	7.2	0.0
Jamaica	No	No limit	235.4	0.35	Yes	6.0	0	100	No	No	11.7	Yes	No	No	No	No	No	No	4.0	10.0
Japan	No	No limit	1,833.6	0.29	Yes	6.0	25	35	No	No	15.3	Yes	No	Yes	No	Yes	No	No	4.3	0.0
Jordan	No	No limit	256.9	0.41	Yes	6.0	0	150	No	No	18.7	Yes	Yes	Yes	Yes	No	No	Yes	4.3	0.0
Kazakhstan	No	No limit	117.9	0.10	Yes	6.0	50	100	No	No	18.0	Yes	No	Yes	No	Yes	No	No	4.3	4.3
Kenya	No	No limit	117.1	0.92	Yes	6.0	0	0	No	No	21.0	Yes	No	Yes	No	No	Yes	No	4.3	2.1
Kiribati	No	No limit	0.0	0.00	Yes	7.0	0	0	No	No	0.0	Yes	Yes	Yes	Yes	No	No	No	4.3	0.0
Korea, Rep.	No	24	727.8	0.28	Yes	6.0	50	50	Yes	No	17.0	Yes	No	Yes	No	No	No	Yes	4.3	23.1
Kosovo	No	No limit	171.6	0.15	No	6.0	30	0	No	No	21.0	Yes	No	No	No	Yes	Yes	Yes	4.3	7.2
Kuwait	No	No limit	214.3	0.04	Yes	6.0	0	50	No	Yes	30.0	Yes	No	No	No	No	No	No	13.0	15.1
Kyrgyz Republic	Yes	60	16.3	0.13	Yes	6.0	50	100	No	No	20.0	Yes	No	No	No	No	No	No	4.3	13.0
Lao PDR	No	No limit	75.6	0.44	Yes	6.0	15	150	No	No	15.0	Yes	Yes	Yes	Yes	No	No	No	6.4	40.7
Latvia	Yes	36	370.0	0.21	Yes	5.5	50	0	Yes	No	20.0	Yes	No	No	No	Yes	Yes	No	1.0	8.7
Lebanon	No	24	430.3	0.39	Yes	6.0	0	50	No	No	15.0	Yes	No	Yes	No	No	Yes	Yes	8.7	0.0
Lesotho	No	No limit	104.1	0.53	Yes	6.0	0	100	Yes	No	12.0	Yes	No	No	No	No	No	No	4.3	10.7
Liberia	No	No limit	52.0	0.91	Yes	6.0	0	50	No	No	16.0	Yes	No	Yes	No	No	Yes	Yes	4.3	21.3
Libya	No	48	317.0	0.20	Yes	6.0	0	0	No	No	30.0	Yes	No	Yes	No	No	No	No	4.3	6.0
Lithuania	No	60	376.0	0.23	No	5.5	50	100	No	No	20.7	Yes	No	No	No	Yes	Yes	No	8.7	15.9
Luxembourg	Yes	24	2,418.7	0.26	No	5.5	0	70	No	Yes	25.0	Yes	No	Yes	No	No	No	Yes	17.3	4.3
Macedonia, FYR	No	60	132.5	0.24	Yes	6.0	35	50	Yes	No	20.0	Yes	No	No	No	No	No	No	4.3	8.7

	EMPLOYING WORKERS DATA				Difficulty of hiring				Rigidity of hours				Difficulty of redundancy				Redundancy cost			
	Fixed-term contracts prohibited for permanent tasks?	Maximum length of fixed-term contracts (months) ^a	Minimum wage for a 19-year-old worker or an apprentice (US\$/month) ^b	Ratio of minimum wage to value added per worker	50-hour workweek allowed? ^c	Maximum working days per week	Premium for night work (% of hourly pay) ^d	Premium for work on weekly rest day (% of hourly pay) ^d	Major restrictions on night work? ^d	Major restrictions on weekly holiday work? ^d	Paid annual leave (working days) ^e	Dismissal due to redundancy allowed by law?	Third-party notification if 1 worker is dismissed?	Third-party approval if 1 worker is dismissed?	Third-party notification if 9 workers are dismissed?	Third-party approval if 9 workers are dismissed?	Retraining or reassignment? ^f	Priority rules for redundancies?	Priority rules for reemployment?	Notice period for redundancy dismissal (weeks of salary) ^e
Madagascar	Yes	24	45.4	0.69	Yes	6.0	30	40	No	24.0	Yes	No	No	Yes	Yes	No	Yes	Yes	3.4	8.9
Malawi	Yes	No limit	22.7	0.44	Yes	6.0	0	100	No	18.0	Yes	Yes	No	Yes	No	No	No	No	4.3	12.3
Malaysia	No	No limit	199.6	0.17	Yes	6.0	0	0	No	13.3	Yes	No	No	Yes	No	No	No	No	6.7	17.2
Maldives	No	24	0.0	0.00	Yes	6.0	0	50	No	30.0	Yes	No	No	No	No	No	No	No	5.8	0.0
Mali	Yes	72	13.9	0.13	Yes	6.0	0	0	No	22.0	Yes	Yes	No	Yes	No	No	Yes	Yes	4.3	9.3
Malta	No	48	918.2	0.39	No	6.0	0	0	No	24.0	Yes	No	No	No	No	No	Yes	Yes	7.3	0.0
Marshall Islands	No	No limit	0.0	0.00	Yes	7.0	0	0	No	0.0	Yes	No	No	No	No	No	No	No	0.0	0.0
Mauritania	No	24	73.3	0.45	Yes	6.0	100	50	Yes	18.0	Yes	Yes	No	Yes	No	No	Yes	Yes	4.3	6.1
Mauritius	No	No limit	164.8	0.16	Yes	6.0	0	100	No	22.0	Yes	Yes	No	Yes	No	No	No	No	4.3	6.3
Mexico	Yes	No limit	128.1	0.10	Yes	6.0	0	25	Yes	12.0	Yes	Yes	Yes	Yes	Yes	No	Yes	Yes	0.0	22.0
Micronesia, Fed. Sts.	No	No limit	355.2	0.78	Yes	7.0	0	0	No	0.0	Yes	No	No	No	No	No	No	No	0.0	0.0
Moldova	Yes	No limit	101.2	0.42	Yes	6.0	50	100	Yes	20.0	Yes	Yes	No	Yes	No	Yes	Yes	No	8.7	13.9
Mongolia	No	No limit	95.4	0.25	Yes	5.0	0	50	No	16.0	Yes	No	No	No	No	No	No	No	4.3	4.3
Montenegro	No	24	285.8	0.34	Yes	6.0	40	0	No	21.0	Yes	No	No	No	No	Yes	Yes	No	4.3	6.9
Morocco	Yes	12	279.8	0.77	Yes	6.0	0	0	Yes	19.5	Yes	No	No	Yes	Yes	Yes	Yes	Yes	7.2	13.5
Mozambique	Yes	72	111.6	1.35	Yes	6.0	0	100	Yes	24.0	Yes	Yes	No	Yes	No	No	No	No	4.3	33.2
Myanmar	Yes	36	0.0	0.00	Yes	6.0	0	100	No	10.0	Yes	No	No	No	No	No	No	No	4.3	15.9
Namibia	No	No limit	0.0	0.00	Yes	6.0	6	100	No	20.0	Yes	Yes	No	Yes	No	No	No	No	4.3	5.3
Nepal	Yes	No limit	75.9	0.77	Yes	6.0	0	50	No	18.0	Yes	Yes	Yes	Yes	Yes	No	Yes	Yes	4.3	22.9
Netherlands	No	36	1,029.0	0.17	Yes	5.5	0	0	Yes	20.0	Yes	Yes	Yes	Yes	Yes	Yes	Yes	No	8.7	0.0

EMPLOYING WORKERS DATA

	Difficulty of hiring				Rigidity of hours					Difficulty of redundancy					Redundancy cost					
	Fixed-term contracts prohibited for permanent tasks?	Maximum length of fixed-term contracts (months) ^a	Minimum wage for a 19-year-old worker or an apprentice (US\$/month) ^b	Ratio of minimum wage to value added per worker	50-hour workweek allowed? ^c	Maximum working days per week	Premium for night work (% of hourly pay) ^d	Premium for work on weekly rest day (% of hourly pay) ^d	Major restrictions on night work? ^d	Major restrictions on weekly holiday work? ^d	Paid annual leave (working days) ^e	Dismissal due to redundancy allowed by law?	Third-party notification if 1 worker is dismissed?	Third-party approval if 1 worker is dismissed?	Third-party notification if 9 workers are dismissed?	Third-party approval if 9 workers are dismissed?	Retraining or reassignment? ^f	Priority rules for redundancies?	Priority rules for reemployment?	Notice period for redundancy dismissal (weeks of salary) ^e
New Zealand	No	No limit	1,933.0	0.40	Yes	7.0	0	0	No	No	20.0	Yes	No	No	No	Yes	No	No	0.0	0.0
Nicaragua	No	No limit	135.2	0.61	Yes	6.0	0	100	Yes	Yes	30.0	Yes	No	No	No	No	No	No	0.0	14.9
Niger	Yes	48	55.4	0.85	No	6.0	38	0	No	No	22.0	Yes	No	Yes	No	Yes	Yes	Yes	4.3	5.8
Nigeria	No	No limit	115.7	0.52	Yes	6.0	0	0	No	No	6.0	Yes	No	Yes	No	No	Yes	No	4.0	12.2
Norway	Yes	48	4,400.1	0.35	Yes	6.0	0	0	Yes	Yes	21.0	Yes	No	No	No	Yes	Yes	Yes	8.7	0.0
Oman	No	No limit	844.2	0.30	Yes	5.0	50	100	No	No	22.0	Yes	No	No	No	No	No	No	4.3	0.0
Pakistan	Yes	9	41.6	0.24	Yes	6.0	0	100	No	Yes	14.0	Yes	No	No	No	Yes	Yes	Yes	4.3	22.9
Palau	No	No limit	517.2	0.40	Yes	7.0	0	0	No	No	0.0	Yes	No	No	No	No	No	No	0.0	0.0
Panama	Yes	12	467.5	0.36	Yes	6.0	0	50	Yes	Yes	22.0	Yes	Yes	Yes	Yes	No	Yes	No	0.0	18.1
Papua New Guinea	No	No limit	133.9	0.53	Yes	6.0	0	0	No	No	11.0	Yes	No	No	No	No	No	No	3.3	9.2
Paraguay	Yes	No limit	212.7	0.48	Yes	6.0	30	100	Yes	No	20.0	Yes	Yes	Yes	Yes	No	No	Yes	7.5	18.6
Peru	Yes	60	268.8	0.35	Yes	6.0	35	100	No	No	13.0	Yes	Yes	Yes	Yes	No	No	Yes	0.0	11.4
Philippines	Yes	No limit	218.3	0.65	Yes	6.0	10	30	No	No	5.0	Yes	No	Yes	No	No	Yes	No	4.3	23.1
Poland	No	No limit	410.2	0.28	Yes	6.0	20	100	No	No	22.0	Yes	No	No	No	Yes	Yes	Yes	10.1	8.7
Portugal	Yes	54	761.0	0.30	Yes	6.0	25	50	No	Yes	22.0	Yes	No	Yes	No	Yes	No	Yes	7.9	15.2
Puerto Rico (U.S.)	No	No limit	1,246.4	0.55	Yes	7.0	0	100	No	No	15.0	Yes	No	No	No	No	Yes	Yes	0.0	0.0
Qatar	No	No limit	0.0	0.00	Yes	6.0	0	0	No	No	22.0	Yes	No	No	No	No	No	No	7.2	16.0
Romania	Yes	60	232.2	0.23	Yes	5.0	25	100	No	No	20.0	Yes	No	No	No	Yes	Yes	Yes	4.0	0.0
Russian Federation	Yes	60	352.4	0.24	Yes	6.0	20	100	No	No	22.0	Yes	Yes	Yes	No	Yes	Yes	No	8.7	8.7
Rwanda	No	No limit	0.0	0.00	Yes	6.0	0	0	No	No	19.3	Yes	No	Yes	No	No	Yes	No	4.3	8.7

	EMPLOYING WORKERS DATA				Difficulty of hiring				Rigidity of hours				Difficulty of redundancy				Redundancy cost			
	Fixed-term contracts prohibited for permanent tasks?	Maximum length of fixed-term contracts (months) ^a	Minimum wage for a 19-year-old worker or an apprentice (US\$/month) ^b	Ratio of minimum wage to value added per worker	50-hour workweek allowed? ^c	Maximum working days per week	Premium for night work (% of hourly pay) ^d	Premium for work on weekly rest day (% of hourly pay) ^d	Major restrictions on night work? ^d	Major restrictions on weekly holiday work? ^d	Paid annual leave (working days) ^e	Dismissal due to redundancy allowed by law?	Third-party notification if 1 worker is dismissed?	Third-party approval if 1 worker is dismissed?	Third-party notification if 9 workers are dismissed?	Third-party approval if 9 workers are dismissed?	Retraining or reassignment? ^f	Priority rules for redundancies?	Priority rules for reemployment?	Notice period for redundancy dismissal (weeks of salary) ^e
Samoa	No	No limit	171.7	0.36	Yes	6.0	0	0	No	10.0	Yes	No	No	No	No	No	No	No	5.8	0.0
San Marino	Yes	18	1,841.7	0.26	Yes	6.0	35	0	No	26.0	Yes	Yes	Yes	Yes	Yes	No	Yes	Yes	0.0	0.0
São Tomé and Príncipe	Yes	36	0.0	0.00	No	6.0	25	100	No	26.0	Yes	Yes	Yes	Yes	Yes	No	No	Yes	4.3	26.0
Saudi Arabia	No	No limit	0.0	0.00	Yes	6.0	0	50	No	20.7	Yes	No	No	No	No	No	No	No	4.3	15.2
Senegal	Yes	24	72.4	0.45	Yes	6.0	38	0	No	24.3	Yes	Yes	No	Yes	No	Yes	Yes	Yes	3.2	10.5
Serbia	Yes	12	190.5	0.30	Yes	6.0	26	26	No	20.0	Yes	No	No	No	No	Yes	No	Yes	0.0	7.7
Seychelles	Yes	No limit	330.8	0.24	Yes	6.0	0	100	No	21.0	Yes	Yes	Yes	Yes	Yes	No	No	No	4.3	9.1
Sierra Leone	Yes	No limit	34.8	0.40	Yes	5.0	15	100	No	21.3	Yes	Yes	No	Yes	No	Yes	Yes	Yes	8.7	69.6
Singapore	No	No limit	0.0	0.00	Yes	6.0	0	100	No	10.7	Yes	No	No	No	No	No	No	No	3.0	0.0
Slovak Republic	No	24	448.4	0.23	Yes	6.0	20	0	No	25.0	Yes	Yes	No	Yes	No	Yes	No	No	11.6	7.2
Slovenia	Yes	24	1,045.8	0.38	Yes	6.0	50	50	No	21.0	Yes	No	No	No	No	Yes	Yes	No	5.3	5.3
Solomon Islands	No	No limit	112.8	0.67	Yes	6.0	0	0	No	15.0	Yes	Yes	No	Yes	No	No	No	No	4.3	10.7
South Africa	Yes	No limit	646.4	0.66	Yes	6.0	0	100	No	15.0	Yes	Yes	No	Yes	No	Yes	No	No	4.0	5.3
South Sudan	No	48	59.2	0.59	Yes	6.0	0	0	No	23.3	Yes	Yes	Yes	Yes	Yes	No	No	No	4.3	21.7
Spain	Yes	12	1,009.2	0.27	Yes	5.5	25	0	Yes	22.0	Yes	Yes	No	Yes	No	No	No	No	2.1	15.2
Sri Lanka	No	No limit	38.6	0.11	Yes	5.5	0	50	No	14.0	Yes	Yes	Yes	Yes	Yes	No	Yes	No	4.3	54.2
St. Kitts and Nevis	No	No limit	511.6	0.29	Yes	7.0	0	0	No	14.0	Yes	No	No	No	No	No	No	Yes	8.7	0.0
St. Lucia	No	No limit	0.0	0.00	Yes	6.0	0	150	No	21.0	Yes	No	No	No	No	No	No	No	3.7	9.3
St. Vincent and the Grenadines	No	No limit	191.7	0.24	Yes	6.0	0	0	No	19.3	Yes	No	No	Yes	No	No	No	Yes	4.0	10.0

EMPLOYING WORKERS DATA		Difficulty of hiring				Rigidity of hours					Difficulty of redundancy					Redundancy cost			
Sudan	No	48	55.5	0.25	Yes	6.0	0	0	No	No	23.3	Yes	Yes	Yes	Yes	No	No	4.3	21.7
Suriname	No	No limit	0.0	0.00	Yes	6.0	0	100	No	No	16.0	Yes	Yes	Yes	No	No	No	0.0	8.8
Swaziland	No	No limit	107.5	0.26	Yes	5.5	0	0	No	No	11.0	Yes	No	No	No	No	Yes	5.9	8.7
Sweden	No	24	0.0	0.00	Yes	5.5	0	0	No	Yes	25.0	Yes	No	No	Yes	Yes	Yes	14.4	0.0
Switzerland	No	120	0.0	0.00	Yes	6.0	0	0	No	No	20.0	Yes	No	No	No	No	No	10.1	0.0
Syrian Arab Republic	No	60	151.6	0.39	Yes	6.0	0	100	No	Yes	21.7	Yes	Yes	Yes	No	No	No	8.7	0.0
Taiwan, China	Yes	12	630.2	0.26	Yes	6.0	0	100	No	No	12.0	Yes	Yes	Yes	No	Yes	Yes	3.8	18.8
Tajikistan	Yes	No limit	38.3	0.33	No	6.0	50	100	Yes	No	23.3	Yes	Yes	No	Yes	No	No	8.7	6.9
Tanzania	Yes	No limit	48.1	0.53	Yes	6.0	5	100	No	No	20.0	Yes	Yes	Yes	No	No	No	4.0	5.3
Thailand	Yes	No limit	248.5	0.41	Yes	6.0	0	0	No	No	6.0	Yes	No	No	No	No	No	4.3	31.7
Timor-Leste	Yes	36	0.0	0.00	Yes	6.0	25	100	No	No	12.0	Yes	Yes	No	No	No	No	4.3	0.0
Togo	Yes	48	68.0	0.90	Yes	6.0	200	65	No	No	30.0	Yes	Yes	No	No	Yes	Yes	4.3	8.8
Tonga	No	No limit	0.0	0.00	Yes	6.0	0	0	No	Yes	0.0	Yes	No	No	No	No	No	0.0	0.0
Trinidad and Tobago	No	No limit	0.0	0.00	Yes	6.0	0	100	No	No	10.0	Yes	No	Yes	No	Yes	No	6.4	14.1
Tunisia	No	48	118.9	0.24	Yes	6.0	0	100	No	No	13.0	Yes	Yes	Yes	Yes	Yes	Yes	4.3	7.8
Turkey	Yes	No limit	167.5	0.12	Yes	6.0	0	100	Yes	No	16.0	Yes	No	No	No	No	Yes	6.7	23.1
Uganda	No	No limit	2.3	0.03	Yes	6.0	0	0	No	No	21.0	Yes	No	No	No	No	No	8.7	0.0
Ukraine	Yes	No limit	132.2	0.32	No	5.5	20	100	No	No	18.0	Yes	Yes	No	Yes	Yes	Yes	8.7	4.3
United Arab Emirates	No	No limit	0.0	0.00	Yes	6.0	0	50	No	Yes	26.0	Yes	No	No	No	No	No	4.3	0.0
United Kingdom	No	No limit	1,355.1	0.28	Yes	6.0	0	0	No	No	28.0	Yes	No	No	No	No	No	5.3	3.1

EMPLOYING WORKERS DATA		Difficulty of hiring			Rigidity of hours					Difficulty of redundancy					Redundancy cost			
United States	No	No limit	1,244.6	0.20	Yes	6.0	0	0	No	0.0	Yes	No	No	No	No	No	0.0	0.0
Uruguay	Yes	No limit	363.5	0.21	Yes	6.0	0	100	No	21.0	Yes	No	No	No	No	No	0.0	20.8
Uzbekistan	Yes	60	40.5	0.19	Yes	6.0	50	100	Yes	15.0	Yes	No	No	Yes	No	Yes	8.7	8.7
Vanuatu	No	No limit	321.3	0.73	Yes	6.0	75	50	No	17.0	Yes	No	No	No	No	No	9.3	23.1
Venezuela, RPr	Yes	24	356.0	0.22	Yes	6.0	30	50	Yes	19.3	No	n.a.	n.a.	n.a.	n.a.	n.a.	n.a.	n.a.
Vietnam	No	72	73.1	0.44	Yes	6.0	30	100	No	13.0	Yes	No	Yes	Yes	Yes	No	0.0	24.6
West Bank and Gaza	No	24	384.7	1.55	Yes	6.0	0	150	Yes	12.0	Yes	Yes	No	Yes	No	No	4.3	23.1
Yemen, Rep.	No	No limit	93.3	0.46	Yes	6.0	15	100	No	30.0	Yes	Yes	No	Yes	No	Yes	4.3	23.1
Zambia	No	No limit	131.7	0.59	Yes	5.5	4	100	No	24.0	Yes	Yes	No	Yes	No	No	4.3	46.2
Zimbabwe	No	No limit	246.5	2.43	Yes	6.0	15	100	Yes	22.0	Yes	Yes	Yes	Yes	Yes	Yes	13.0	69.3

a. Including renewals.

b. Economies for which 0.0 is shown have no minimum wage in the private sector.

c. For 2 months a year in case of a seasonal increase in production.

d. In case of continuous operations.

e. Average for workers with 1, 5 and 10 years of tenure.

f. Whether compulsory before redundancy.

g. Some answers are not applicable (n.a.) for economies where dismissal due to redundancy is disallowed.

Source: Doing Business database.



Acknowledgments

Doing Business would not be possible without the expertise and generous input of a network of more than 10,200 local partners, including legal experts, business consultants, accountants, freight forwarders, government officials and other professionals routinely administering or advising on the relevant legal and regulatory requirements in the 189 economies covered. Contact details for local partners are available on the *Doing Business* website at <http://www.doingbusiness.org>.

Data collection and analysis for *Doing Business 2014* were conducted through the Global Indicators and Analysis Department under the general direction of Augusto Lopez-Claros. The project was managed by Rita Ramalho with the support of Carolin Geginat, Adrian Gonzalez, Jean Michel Lobet and Hulya Ulku. Other team members included Jean Arlet, Iana Ashchian, Pablo Baquero, Iryna Bilotserkivska, Erica Bosio, Nadine Abi Chakra, Edgar Chavez Sanchez, Rong Chen, Maya Choueiri, Catrice Christ, Santiago Croci Downes, Fernando Dancausa Diaz, Baria Nabil Daye, Marie Lily Delion, Laura Diniz, Raian Divanbeigi, Margherita Fabbri, Caroline Frontigny, Paula García Serna, Dorina Georgieva, Anushavan Hambardzumyan, Michelle-Christine Hanf, Joyce Ibrahim, Nan Jiang, Hervé Kaddoura, Olena Koltko, Magdalini Konidari, Dmitri Lohvinski, Fernanda Maretto de Barros, Betty Mensah, Frédéric Meunier, Robert Murillo, Joanna Nasr, Marie-Jeanne Ndiaye, Nadia Novik, Mikiko Imai Ollison, Jiawen Pan, Nina Paustian, Parvina Rakhimova, Morgann Courtney Ross, Valentina Saltane, Momodou Salifu Sey, Anastasia Shegay, Jayashree Srinivasan, Moussa Traoré, Julien Vilquin, Matthew Williger and Yasmin Zand. The team would especially like to acknowledge the comments and support of Melissa Johns.

The online service of the *Doing Business* database is managed by Andres Baquero Franco, Varun Doiphode, Kunal Patel, Mohan Pathapati, Vinod Thottikkatu and Hashim Zia under the direction of Preeti Endlaw. The *Doing Business 2014* outreach strategy is executed by a communications team led by Nadine Ghannam and including Hyun Kyong Lee and Sushmitha Malini Narsiah, with support from Nicole Frost and World Bank Group communications colleagues around the world.

The team is grateful for valuable comments provided by colleagues across the World Bank Group and for the guidance of World Bank Group Executive Directors. It would especially like to acknowledge the comments and guidance of Aart C. Kraay. Comments were also received from Zoubida Allaoua, Alejandro Alvarez de la Campa, Pedro Antmann, Shahin Bagirov, Carol Balkaran, Arup Banerjee, Karim Ouled Belayachi, Najy Benhassine, Alexander Berg, Charmaine Chua, Laurent Corthay, Pasquale di Benedetta, Makhtar Diop, Sylvie Dossou, Raja Roslan Effendy, Harold Epineuse, Alejandro Espinosa-Wang, Jorge Familiar Calderon, Enrique Fanta, Robert L. Floyd, Viven Foster, Samuel Freije-Rodriguez, William John Gain, Raluca Golumbeanu, Heike Gramckow, Mona Haddad, Caroline Heider, Thea Hilhorst, Giuseppe Iarossi, Moses Misach Kajubi, Clayton Bryant Kerswell, Jeni Klugman, Jonathan Koh Tat Tsen, Arvo Kuddo, Anjali Kumar, Grace Lee, Philippe Le Houérou, Anne-Marie Leroy, Larisa Leshchenko, Andres Martinez, Gerard McLinden, Maria Cristina Mejia, Philippe de Meneval, Trimor Mici, Andrei Mikhnev, Fredesvinda Fatima Montes, Connel Mottley, Thomas Moulrier, Brian G. Mtonya, Cyril Muller, Cecile Niang, Alban Pruthi, Sexavet Qarayev, Bikki Randhawa, David Robalino, Jaime

Saavedra-Chanduvi, Frederico Gil Sander, Shalini Sankaranarayan, Shahrol Anuwar Sarman, Jordan Z. Schwartz, Rick Scobey, Harris Selod, Harjinder Singh-Atwal, Andrew Stone, Mark Sundberg, Roberto Tarallo, Laura Tuck, Hasan A. Tuluy, Mahesh Uttamchandani, Tunc Tahsin Uyanik, Maria Vagliasindi, Michael Thomas Willcock, Hoshin Won and Nikole Catalina Zamudio.

The paying taxes project was conducted in collaboration with PwC, led by John Preston. The development of the getting electricity indicators was financed by the Norwegian Trust Fund.

Paul Holtz and Alison Strong edited the manuscript. The Word Express, Inc. designed the report and the graphs.

Quotations in this report are from *Doing Business* local partners unless otherwise indicated. The names of those wishing to be acknowledged individually are listed below. The global and regional contributors listed are firms that have completed multiple surveys in their various offices around the world.

GLOBAL CONTRIBUTORS

ADVOCATES FOR INTERNATIONAL DEVELOPMENT

ALLEN & OVERY LLP

AMERICAN BAR ASSOCIATION, SECTION OF INTERNATIONAL LAW

BAKER & MCKENZIE

CLEARY GOTTLEB STEEN & HAMILTON LLP

DENTONS

DLA PIPER

ERNST & YOUNG

IUS LABORIS, ALLIANCE OF LABOR, EMPLOYMENT, BENEFITS AND PENSIONS LAW FIRMS

KPMG

LAW SOCIETY OF ENGLAND AND WALES

LEX MUNDI, ASSOCIATION OF INDEPENDENT LAW FIRMS

MAYER BROWN

PANALPINA

PwC¹

RUSSELL BEDFORD INTERNATIONAL

SDV INTERNATIONAL LOGISTICS

REGIONAL CONTRIBUTORS

A.P. MOLLER-MAERSK GROUP

ASSOCIATION OF CONSUMER CREDIT INFORMATION SUPPLIERS (ACCIS)

CABINET JOHN W. FROOKS & CO.

DFDL

GIDE LOYRETTE NOUËL, MEMBER OF LEX MUNDI

GLOBALINK TRANSPORTATION & LOGISTICS WORLDWIDE LLP

GRATA LAW FIRM

RAPOSO BERNARDO & ASSOCIADOS

SORAINEN

TALAL ABU-GHAZALEH LEGAL (TAG-LEGAL)

TRANSUNION INTERNATIONAL

ALBANIA

ERNST & YOUNG

KUEHNE + NAGEL LTD.

MANETCI (MANE TRADING
CONSTRUCTION & INVESTMENT)

WOLF THEISS

Eduard Ahmeti
BOGA & ASSOCIATES TIRANAArtur Asllani
TONUCCI & PARTNERSSabina Baboci
KALO & ASSOCIATESRedjan Basha
A&B BUSINESS CONSULTINGLedja Beçi
HOXHA, MEMI & HOXHAArtan Bozo
BOZO & ASSOCIATES LAW FIRMJori Bregasi
HOXHA, MEMI & HOXHAAlban Caushi
KALO & ASSOCIATESIna Curri
PwC ALBANIAIlir Daci
OPTIMA LEGAL AND FINANCIALSajmir Dautaj
TONUCCI & PARTNERSErinda Duraj
BOZO & ASSOCIATES LAW FIRMSokol Elmazaj
BOGA & ASSOCIATES TIRANAAlba Fagu
BANK OF ALBANIALisjana Fusha
ALB BB AUDITING SHPK -
CORRESPONDENT OF RUSSELL BEDFORD
INTERNATIONALLorena Gega
PwC ALBANIAEduart Gjokutaj
AL-TAX CENTERValbona Gjonçari
BOGA & ASSOCIATES TIRANAShirli Gorenca
KALO & ASSOCIATESMateo Gosnishti
ALB BB AUDITING SHPK -
CORRESPONDENT OF RUSSELL BEDFORD
INTERNATIONALEmel Haxhillari
KALO & ASSOCIATESBlerina Hilaj
A&B BUSINESS CONSULTINGShpati Hoxha
HOXHA, MEMI & HOXHAElona Hoxhaj
BOGA & ASSOCIATES TIRANAXhet Hushi
KALO & ASSOCIATESEvis Jani
DRAKOPOULOS LAW FIRMEvandro Janka
BOZO & ASSOCIATES LAW FIRMIlir Johollari
HOXHA, MEMI & HOXHAMiranda Kapllani
BENIMPEX & CO.Erlind Kodhelaj
BOGA & ASSOCIATES TIRANASabina Lalaj
BOGA & ASSOCIATESRenata Leka
BOGA & ASSOCIATES TIRANALoreta Loli
ALBAKONTROLLAndi Memi
HOXHA, MEMI & HOXHAAigest Milo
KALO & ASSOCIATESEnio Minxhozi
KALO & ASSOCIATESLoreta Peci
PwC ALBANIAFlorian Piperi
OPTIMA LEGAL AND FINANCIALEng Shpresa Prodani
DYRRAHSPED SH.P.KArtilla Rama
BOGA & ASSOCIATES TIRANALoriana Robo
KALO & ASSOCIATESErgis Sefa
ERG MANAGERIALEnkelejd Seitllari
KALO & ASSOCIATESArdjana Shehi
KALO & ASSOCIATESAlban Shehri
ALBAKONTROLLNives Shtylla
KALO & ASSOCIATESElda Shuraja
HOXHA, MEMI & HOXHAMajlinda Sulstarova
TONUCCI & PARTNERSBesa Tauzi
BOGA & ASSOCIATES TIRANAKetrin Topçiu
BOZO & ASSOCIATES LAW FIRMEned Topi
BOGA & ASSOCIATES TIRANAFioralba Trebicka
HOXHA, MEMI & HOXHAAlketa Uruçi
BOGA & ASSOCIATES TIRANAGerhard Velaj
BOGA & ASSOCIATES TIRANASilva Velaj
BOGA & ASSOCIATES TIRANASelena Ymeri
HOXHA, MEMI & HOXHAEnida Zeneli
BOZO & ASSOCIATES LAW FIRM**ALGERIA**

DELOITTE ALGÉRIE

Branka Achari-Djokic
BANQUE D'ALGÉRIESalima Aloui
LAW FIRM GOUSSANEM & ALOUIMohamed Atbi
ETUDE NOTARIALE MOHAMED ATBISamir Benslimane
CABINET BENSLIMANEAdnane Bouchaib
BOUCHAIB LAW FIRMAmin Bouhaddi
ENTREPRISE BOUHADDIRyad Chabouni
NSC MAGHREBAlain Chedal
LANDWELL & ASSOCIÉSMohamed Dhif
CENTRE NATIONAL DU REGISTRE DU
COMMERCESaid Dib
BANQUE D'ALGÉRIESouhila Djamouh Chaib
CABINET DJAMOUHSamir Hadj Ali
MAZARS ALGERIAMustapha Hamdane
MUSTAPHA HAMDANE LAW OFFICEGoussanem Khaled
LAW FIRM GOUSSANEM & ALOUIBachir Khodja
SNC KHODJA & CO.Raffa Hakim Lakhdar
NSC MAGHREBMohamed Lakroum
LANDWELL & ASSOCIÉSSamira Lalig
GLOBAL ASSISTANCEKarine Lasne
LANDWELL & ASSOCIÉSVincent Lunel
LEFÈVRE PELLETIER & ASSOCIÉSAbdelaziz Mahsas
MINISTÈRE DES FINANCES - DIRECTION
GÉNÉRALE DES IMPÔTSSid-Ahmed Mekerba
GHELLAL & MEKERBAHamid Ould Hocine
STUDIO AMourad Seghir
GHELLAL & MEKERBABenabid Mohammed Tahar
CABINET MOHAMMED TAHAR BENABID**ANGOLA**ANGOLA CUSTOMS NATIONAL
DIRECTORATE

1. PwC refers to the network of member firms of PricewaterhouseCoopers International Limited (PwCIL), or, as the context requires, individual member firms of the PwC network. Each member firm is a separate legal entity and does not act as agent of PwCIL or any other member firm. PwCIL does not provide any services to clients. PwCIL is not responsible or liable for the acts or omissions of any of its member firms nor can it control the exercise of their professional judgment or bind them in any way. No member firm is responsible or liable for the acts or omissions of any other member firm nor can it control the exercise of another member firm's professional judgment or bind another member firm or PwCIL in any way.

BANCO NACIONAL DE ANGOLA

ERNST & YOUNG

LOURDES CAPOSSO FERNANDES & ASSOCIADOS

Sika Awoonor
GLOBAL CHOICE ANGOLA, LDA

Gilberto Buanga Silva
CCBS ADVOGADOS

Nelson Couto Cabral
CCBS ADVOGADOS

Alexandre Caldas Menezes
CALDAS MENEZES

Pedro Calixto
PwC ANGOLA

Guilherme Carreira
SOARES DA COSTA

Vitor Carvalho
VITOR CARVALHO & ASSOCIADOS

Anacleta Cipriano
FBL ADVOGADOS

Miguel Coutinho
KPMG

Patrícia Dias
AVM ADVOGADOS

Luís Ferreira
ON CORPORATE

Pedro José Filipe Mbandango
GUICHÉ ÚNICO DE EMPRESA

Fátima Freitas
FÁTIMA FREITAS ADVOGADOS

Francisco Goes Pinheiro
AVM ADVOGADOS

Berta Grilo
FBL ADVOGADOS

Victor Leonel
ORDEM DOS ARQUITECTOS

Catarina Levy Osório
ANGOLA LEGAL CIRCLE

Guiomar Lopes
FBL ADVOGADOS

Teresinha Lopes
FBL ADVOGADOS

João Machado
PwC ANGOLA

Arlete Maia
CFA FIRMA DE ADVOGADOS

Guirec Malfait
SDV LOGISTICS

Ulanga Gaspar Martins
BANCO PRIVADO ATLÂNTICO

Carlos Martins Lopes
KPMG

Arcelio Matias
ARCELIO INÁCIO DE ALMEIDA MATIAS
- ARDIA-RESTAÇÃO DE SERVIÇOS E
CONSULTORIA, LDA

Nicole Mendes
VITOR CARVALHO & ASSOCIADOS

Itveva Nogueira
CFA FIRMA DE ADVOGADOS

Eduardo Paiva
PwC ANGOLA

Tiago Pereira Monteiro
AVM ADVOGADOS

Djamila Pinto de Andrade
FBL ADVOGADOS

Nair Pitra
CFA FIRMA DE ADVOGADOS

Luis Filipe Pizarro
AG & LP ESCRITÓRIO DE ADVOGADOS

Helena Prata
ANGOLA LEGAL CIRCLE

João Robles
F. CASTELO BRANCO & ASSOCIADOS

Antonio Sanchez
EDEL-EP

Beatriz Calcida Soares
Catumbela
CONSERVATÓRIA DO REGISTRO PREDIAL
DE LUANDA (1ª SECÇÃO)

Cristina Teixeira
PwC ANGOLA

N'Zinga Teixeira Jasse
AG & LP ESCRITÓRIO DE ADVOGADOS

Kiluaenge Tiny
CFA FIRMA DE ADVOGADOS

Ludmilo Tiny
NTA - NORONHA TINY ADVOGADOS

N'Gunu Tiny
CFA FIRMA DE ADVOGADOS

António Vicente Marques
AVM ADVOGADOS

ANTIGUA AND BARBUDA

Ricki Camacho
ANTIGUA & BARBUDA INTELLECTUAL
PROPERTY & COMMERCE OFFICE
(ABIPCO)

Eleanor R. Clark
CLARKE & CLARKE

Neil Coates
PwC ANTIGUA

Terence Dornellas
CONSOLIDATED MARITIME SERVICES

Vernon Edwards Jr.
FREIGHT FORWARDING &
DECONSOLIDATING

John Fuller
JOHN E. FULLER & Co.

Robert Giraldo
CARIBTRANS

Lisa M. John Weste
THOMAS, JOHN & Co.

Hugh C. Marshall
MARSHALL & Co.

Jason Peters
ANTIGUA PUBLIC UTILITY AUTHORITY

Girvan Pigott
ANTIGUA PUBLIC UTILITY AUTHORITY

Septimus A. Rhudd
RHUDD & ASSOCIATES

Stacy A. Richards-Anjo
RICHARDS & Co.

Steadroy Roach
ANTIGUA PUBLIC UTILITY AUTHORITY

Andrea Roberts
ROBERTS & Co.

Cathrona Samuel
ANTIGUA PUBLIC UTILITY AUTHORITY

Patricia Simon-Forde
CHAMBERS PATRICIA SIMON-FORDE

Frederick Southwell
DEVELOPMENT CONTROL AUTHORITY

Arthur Thomas
THOMAS, JOHN & Co.

Marsha Thomas
PwC ANTIGUA

Charles Walwyn
PwC ANTIGUA

Marietta Warren
INTERFREIGHT LTD.

Hesketh Williams
MINISTRY OF LABOR

Oliver Woolard
CARIBBEAN CURRENT

ARGENTINA

Ignacio Acedo
GONZALEZ & FERRARO MILA

Fernando Aguinaga
ZANG, BERGEL & VIÑES ABOGADOS

Javier Alegria
ESTUDIO ALEGRIA BUEY FERNANDEZ
FISSORE MONTEMERLO

Lisandro A. Allende
BRONS & SALAS ABOGADOS

Marina Altieri
DE DIOS & GOYENA ABOGADOS
CONSULTORES

Ignacio E. Aramburu
ESTUDIO MOLTEDO

Luis Arana Tagle
NEGRI, BUSSO & FARIÑA

Tomás M. Araya
M. & M. BOMCHIL

Natalia Artmann
ALFARO ABOGADOS

Ariadna Artopoulos
M. & M. BOMCHIL

Alejo Baca Castex
G. BREUER

Vanesa Balda
VITALE, MANOFF & FEILBOGEN

Ricardo Balestra
M. & M. BOMCHIL

Néstor J. Belgrano
NICOLÁS BELGRANO

Sebastián Bittner
JEBSEN & Co.

Ignacio Fernández Borzese
LUNA REQUENA & FERNÁNDEZ BORZESE
TAX LAW FIRM

Maria Sol Boselli
ESTUDIO ALEGRIA BUEY FERNANDEZ
FISSORE MONTEMERLO

Iván Burín
ZANG, BERGEL & VIÑES ABOGADOS

Adriana Paola Caballero
WIENER SOTO CAPARRÓS

Maria Soledad Capozzi
QUATTRINI, LAPRIDA & ASOCIADOS

Federico Carengo
LEONHARDT, DIETL, GRAF & VON
DER FECHT

Mariano E. Carricart
BADENI, CANTILLO, LAPLACETTE &
CARRICART

Luciano Cativa
LUNA REQUENA & FERNÁNDEZ BORZESE
TAX LAW FIRM

Pablo L. Cavallaro
ESTUDIO CAVALLARO ABOGADOS

Guadalupe Cores
QUATTRINI, LAPRIDA & ASOCIADOS

Roberto H. Crouzel
ESTUDIO BECCAR VARELA

María Amalia Cruz
ZANG, BERGEL & VIÑES ABOGADOS

Valeria D'Alessandro
MARVAL, O'FARRELL & MAIRAL,
MEMBER OF LEX MUNDI

Nicolás de Ezcurra
ESTUDIO BECCAR VARELA

Oscar Alberto del Río
CENTRAL BANK OF ARGENTINA

Andrés Edelstein
PwC ARGENTINA

Joaquín Eppens Echague
FIORITO MURRAY & DIAZ CORDERO

Daniel Escolá
QUATTRINI, LAPRIDA & ASOCIADOS

Juan M. Espeso
JEBSEN & Co.

Pablo Ferraro Mila
GONZALEZ & FERRARO MILA

Diego M. Fissore
G. BREUER

Victoria Funes
Martín Gastaldi
ESTUDIO BECCAR VARELA

Javier M. Gattó Bicain
CANDIOTI GATTO BICAIN & OCANTOS

Giselle Rita Geuna
ALFARO ABOGADOS

Juan Jose Glusman
PwC ARGENTINA

Rosalina Goñi Moreno
QUATTRINI, LAPRIDA & ASOCIADOS

Sandra S. Guilan
DE DIOS & GOYENA ABOGADOS
CONSULTORES

Sofía Harilaos
QUATTRINI, LAPRIDA & ASOCIADOS

Gabriela Hidalgo
STASZEWSKI & ASSOC.

Daniel Intile
DANIEL INTILE & ASOC. - MEMBER OF
RUSSELL BEDFORD INTERNATIONAL

Martín Jebesen
JEBSEN & Co.

Bruna Kruger
DE DIOS & GOYENA ABOGADOS
CONSULTORES

Federico Hernán Laprida
QUATTRINI, LAPRIDA & ASOCIADOS

Bastiana Locurscio
RATTAGAN, MACCHIAVELLO AROCENA
& PEÑA ROBIROSA ABOGADOS

Lucas Loviscek
ESTUDIO BECCAR VARELA

Dolores Madueño
JEBSEN & Co.

Juan Manuel Magadan
PwC ARGENTINA

María Lucila Marchini
ESTUDIO BECCAR VARELA

Daniel Martini
EDESUR ELECTRICIDAD DISTRIBUIDORA
SUR S.A.

Soledad Matteezzi
ALFARO ABOGADOS

Pedro Mazer
ALFARO ABOGADOS

Julian Melis
CANDIOTI GATTO BICAIN
& OCANTOS

Maria Fernanda Milez
ESTUDIO BECCAR VARELA

José Oscar Mira
CENTRAL BANK OF ARGENTINA

Jorge Miranda
CLIPPERS S.A.

Pablo Murray
FIORITO MURRAY & DIAZ CORDERO

Damián Mauricio Najenson
ESTUDIO SPOTA

Alfredo Miguel O'Farrell
MARVAL, O'FARRELL & MAIRAL,
MEMBER OF LEX MUNDI

Gonzalo Oliva Beltran
LLERENA AMADEO, DONDO & OLIVA
BELTRÁN

Gabriela Orsini
SENTIDO COMÚN

Paula Oviedo
NEGRI, BUSSO & FARIÑA

Inés Poffo
ZANG, BERGEL & VIÑES ABOGADOS

Alejandro Poletto
ESTUDIO BECCAR VARELA

José Miguel Puccinelli
ESTUDIO BECCAR VARELA

María Clara Pujol
WIENER SOTO CAPARRÓS

Ignacio Questa Etcheberry
ALFARO ABOGADOS

Federico José Reibestein
REIBESTEIN & ASOCIADOS

Miguel Remmer
ESTUDIO BECCAR VARELA

Armando Ricci
ZANG, BERGEL & VIÑES ABOGADOS

Sebastián Rodrigo
ALFARO ABOGADOS

Andrés Sebastián Rojas
ESTUDIO BECCAR VARELA

Fernanda Sabbatini
WIENER SOTO CAPARRÓS

Luz María Salomón
J.P. O'FARRELL ABOGADOS

Mariela Alejandra Sas
M. & M. BOMCHIL

María Florencia Sota Vazquez
ALFARO ABOGADOS

Pablo Staszewski
STASZEWSKI & ASSOC.

Adolfo Tombolini
DANIEL INTILE & ASOC. - MEMBER OF
RUSSELL BEDFORD INTERNATIONAL

María Paola Trigiani
ALFARO ABOGADOS

Victoria Tuculet

Susana Urresti
EDESUR ELECTRICIDAD DISTRIBUIDORA
SUR S.A.

Nicolás Usandivaras
NEGRI, BUSSO & FARIÑA

Emilio Beccar Varela
ESTUDIO BECCAR VARELA

Abraham Viera
PLANOSNET.COM CONSULTORIA
MUNICIPAL

Paz Villamil
RATTAGAN, MACCHIAVELLO AROCENA
& PEÑA ROBIROSA ABOGADOS

Saúl Zang
ZANG, BERGEL & VIÑES ABOGADOS

Joaquín Emilio Zappa
J.P. O'FARRELL ABOGADOS

Carlos Zima
PwC ARGENTINA

ARMENIA

Anna Abovyan
LOGICON DEVELOPMENT LLC

Armen Alaverdyan
STATE REVENUE COMMITTEE OF THE
GOVERNMENT OF THE REPUBLIC OF
ARMENIA

Ruzan Alaverdyan
MINISTRY OF URBAN DEVELOPMENT

Karen Arabyan
AMBER CAPITAL

Sedrak Asatryan
CONCERN-DIALOG LAW FIRM

Liit Avenyan
MINISTRY OF ECONOMY

David Babasyan
CENTRAL BANK OF ARMENIA

Albert Babayan
MINISTRY OF ECONOMY

Karapet Badalyan
PRUDENCE LEGAL

Sayad Badalyan
INVESTMENT LAW GROUP LLC

- Armen Baghdasaryan
ARMADREL CONSULTING
- Vardan Bezhanian
LAW FACULTY, YEREVAN STATE UNIVERSITY
- Abgar Budaghyan
PUBLIC SERVICES REGULATORY COMMISSION OF ARMENIA
- Artyom Chakhalyan
LOGICON DEVELOPMENT LLC
- Kristina Dudukchyan
KPMG
- Aikanush Edigaryan
TRANS-ALLIANCE
- Koryun Gevorgyan
MINISTRY OF ECONOMY
- Levon Gevorgyan
HARUTIUNIAN & PARTNERS LAW FIRM
- Vahe Ghavalayan
PARADIGMA ARMENIA CJSC
- Arsen Ghazaryan
UNION OF MANUFACTURERS AND BUSINESSMEN (EMPLOYERS) OF ARMENIA
- Hayk Ghazazyan
KPMG
- Suren Gomtsoyan
CONCERN-DIALOG LAW FIRM
- Armine Grigoryan
THE STATE COMMITTEE OF THE REAL PROPERTY CADASTRE OF THE GOVERNMENT OF THE REPUBLIC OF ARMENIA
- Narek Grigoryan
THE STATE COMMITTEE OF THE REAL PROPERTY CADASTRE OF THE GOVERNMENT OF THE REPUBLIC OF ARMENIA
- Tigran Grigoryan
AMERIA GROUP CJSC
- Sargis H. Martirosyan
TRANS-ALLIANCE
- Alla Hakhnazaryan
LEGELATA
- Gevorg Hakobyan
CONCERN-DIALOG LAW FIRM
- Haik Harutiunian
HARUTIUNIAN & PARTNERS LAW FIRM
- Davit Harutyunyan
PwC ARMENIA
- Artak Hovakimyan
BIG ENERGO LLC
- Andreas Hovhannisyan
FINTECHAUDIT
- Hovhannes Hovhannisyan
THE STATE COMMITTEE OF THE REAL PROPERTY CADASTRE OF THE GOVERNMENT OF THE REPUBLIC OF ARMENIA
- Isabella Hovhannisyan
EBRD BUSINESS SUPPORT OFFICE
- Davit Iskandaryan
CONVERSE BANK CJSC
- Paruyr Jangulyan
MINISTRY OF ECONOMY
- Vahram Jotyanyan
GOSSELIN
- Vahe G. Kakoyan
INVESTMENT LAW GROUP LLC
- Arshak Karapetyan
INVESTMENT LAW GROUP LLC
- Andranik Kasaryan
REPUBLIC OF ARMENIA YEREVAN MUNICIPALITY
- Hakob Khachatourian
ELEKTRASHINARAR
- Karen Khachataryan
THE STATE COMMITTEE OF THE REAL PROPERTY CADASTRE OF THE GOVERNMENT OF THE REPUBLIC OF ARMENIA
- Marine Khchoyan
LOGICON DEVELOPMENT LLC
- Liana Kirakosyan
- Nelly Kirakosyan
CENTRAL BANK OF ARMENIA
- Suren Kocharyan
AMERIA GROUP CJSC
- Tigran Kocharyan
COMPACT REAL ESTATE AGENCY LLC
- Arayik Kurdyan
REPUBLIC OF ARMENIA YEREVAN MUNICIPALITY
- Gor Margaryan
LEGELATA
- Hovhannes Matevosyan
LEGELATA
- Lilit Matevosyan
PwC ARMENIA
- Arsen Matikyan
CMA CGM
- Robin McCone
PwC GEORGIA
- Armen Melkumyan
FIDELITY CONSULTING CJSC
- Eduard Mesropyan
JINJ LTD.
- Vahe Movsisyan
INVESTMENT LAW GROUP LLC
- Ashot Musayan
THE STATE COMMITTEE OF THE REAL PROPERTY CADASTRE OF THE GOVERNMENT OF THE REPUBLIC OF ARMENIA
- Narine Nersisyan
PwC ARMENIA
- Nerses Nersisyan
PwC ARMENIA
- Artur Nikoyan
TRANS-ALLIANCE
- Aram Orbelyan
MINISTRY OF JUSTICE
- Karen Petrosyan
INVESTMENT LAW GROUP LLC
- Naira Petrosyan
PARADIGMA ARMENIA CJSC
- Vahe Petrosyan
LOGICON DEVELOPMENT LLC
- Aram Poghosyan
GRANT THORNTON LLP
- Hayk Poghosyan
ARSARQTEX LLC
- Vahag Rostomyan
THE STATE COMMITTEE OF THE REAL PROPERTY CADASTRE OF THE GOVERNMENT OF THE REPUBLIC OF ARMENIA
- Suren Sahakyan
SAHAKYANSHIN CJSC
- Ruben Shahmuradyan
COMFORT R&V
- Gayane Shimshiryan
- Aleksey Sukoyan
COURT OF FIRST INSTANCE
- Hakob Tadevosyan
GRANT THORNTON LLP
- Arsen Tavadyan
TER-TACHATYAN LEGAL AND BUSINESS CONSULTING
- Armen Ter-Tachatyanyan
TER-TACHATYAN LEGAL AND BUSINESS CONSULTING
- Hovhannes Toroyan
AMERIA GROUP CJSC
- Arman Yesayan
ALFA SYSTEM TECHNOLOGIES
- Liana Yordanyan
TER-TACHATYAN LEGAL AND BUSINESS CONSULTING
- Aram Zakaryan
ACRA CREDIT BUREAU
- AUSTRALIA**
- DLA PIPER*
TREASURY OF AUSTRALIA
- VEDA ADVANTAGE*
- Carol Basili
MARQUE LAWYERS
- Jacinta Bishop
MARQUE LAWYERS
- Lynda Brumm
PwC AUSTRALIA
- David Buda
RBHM COMMERCIAL LAWYERS
- Christopher Camillin
HOLMAN WEBB LAWYERS
- Greg Channell
DEPARTMENT OF LANDS
- Gabrielle Cleary
GOULD RALPH PTY LTD. – MEMBER OF RUSSELL BEDFORD INTERNATIONAL
- Mark Dalby
OFFICE OF STATE REVENUE, NSW TREASURY
- Chaz Dheer
MARQUE LAWYERS
- Robert Downing
MACPHERSON & KELLEY LAWYERS
- Karen Evans-Cullen
CLAYTON UTZ, MEMBER OF LEX MUNDI
- Ian Humphreys
ASHURST LLP
- Jennifer Ingram
CLAYTON UTZ, MEMBER OF LEX MUNDI
- John Karantonis
CLAYTON UTZ, MEMBER OF LEX MUNDI
- Morgan Kelly
FERRIER HODGSON LIMITED
- David Larish
KING & WOOD MALLESONS
- John Lobban
ASHURST LLP
- Suzy Madar
KING & WOOD MALLESONS
- John Martin
THOMSON PLAYFORD
- Melody Martin
ASHURST LLP
- Mitchell Mathas
NORTON ROSE FULBRIGHT
- Nicholas Mavrakis
CLAYTON UTZ, MEMBER OF LEX MUNDI
- Des Mooney
DEPARTMENT OF LANDS
- Patricia Muscat
PwC AUSTRALIA
- Claudia Newman-Martin
KING & WOOD MALLESONS
- Kylie Parker
LOGICCA CHARTERED ACCOUNTANTS
- Meredith Paynter
KING & WOOD MALLESONS
- Mark Pistilli
CLIFFORD CHANCE
- Garry Pritchard
EMIL FORD LAWYERS
- John Reid
OFFICE OF STATE REVENUE, NSW TREASURY
- Bob Ronai
IMPORT-EXPORT SERVICES PTY. LTD.
- Marisha Steinberg
KING & WOOD MALLESONS
- Damian Sturzaker
MARQUE LAWYERS
- Owen Thomas
CLIFFORD CHANCE
- Rosie Thomas
KING & WOOD MALLESONS
- Simon Truskett
CLAYTON UTZ, MEMBER OF LEX MUNDI
- AUSTRIA**
- KSV 1870*
- Clemens Baerenthaler
DLA PIPER WEISS-TESSBACH RECHTSANWÄLTE GMBH
- Georg Bahn
FRESHFIELDS BRUCKHAUS DERINGER
- Thomas Baredere
OESTERREICHISCHE NATIONAL BANK
- Constantin Benes
SCHOENHERR
- Georg Brandstetter
BRANDSTETTER PRITZ & PARTNER
- Bruno Clemente Palma
PwC AUSTRIA
- Peter Czajkowski
TRANSOCEAN SHIPPING
- Martin Eckel
TAYLORWESSING e|n|w|c NATLACEN WALDERDORFF CANCOLA RECHTSANWÄLTE GMBH
- Agnes Eigner
BRANDSTETTER PRITZ & PARTNER
- Tibor Fabian
BINDER GRÖSSWANG RECHTSANWÄLTE GMBH
- Julian Feichtinger
CHSH CERHA HEMPEL SPIEGELFELD HLAWATI, MEMBER OF LEX MUNDI
- Ferdinand Graf
GRAF & PITKOWITZ RECHTSANWÄLTE GMBH
- Andreas Hable
BINDER GRÖSSWANG RECHTSANWÄLTE GMBH
- Tina Hausensteiner
BPV HÜGEL RECHTSANWÄLTE OG
- Friedrich Helml
SCWP SCHINDHELM AUSTRIA
- Alexander Hofmann
RA DR. ALEXANDER HOFMANN, LL.M.
- Armin Immervoll
MINISTRY OF FINANCE
- Rudolf Kaindl
KOEHLER, KAINDL, DUERR & PARTNER, CIVIL LAW NOTARIES
- Alexander Klausner
BRAUNEIS KLAUSER PRÄNDL RECHTSANWÄLTE GMBH
- Christian Koettl
MINISTRY OF FINANCE
- Rudolf Krickl
PwC AUSTRIA
- Barbara Luger
FRESHFIELDS BRUCKHAUS DERINGER
- Peter Madl
SCHOENHERR
- Gerald Mitteregger
INTERNATIONAL LOGISTIC GATEWAY
- Gerhard Muggenhuber
BEV - FEDERAL OFFICE OF METROLOGY & SURVEYING
- Elke Napokoj
BPV HÜGEL RECHTSANWÄLTE OG
- Felix Neuwirther
FRESHFIELDS BRUCKHAUS DERINGER
- Martin Oppitz
OESTERREICHISCHE NATIONAL BANK
- Christopher Peitsch
CHSH CERHA HEMPEL SPIEGELFELD HLAWATI, MEMBER OF LEX MUNDI
- Christian Pöchlinger
PwC AUSTRIA
- Barbara Pogacar
BPV HÜGEL RECHTSANWÄLTE OG
- Martina Raczova
GRAF & PITKOWITZ RECHTSANWÄLTE GMBH
- Georg Schima
KUNZ SCHIMA WALLENENTIN RECHTSANWÄLTE OG, MEMBER OF IUS LABORIS
- Stephan Schmalzl
GRAF & PITKOWITZ RECHTSANWÄLTE GMBH
- Ernst Schmidt
HALPERN & PRINZ
- Günther Sedlacek
OESTERREICHISCHE NATIONAL BANK
- Teresa Steiningner
GRAF & PITKOWITZ RECHTSANWÄLTE GMBH
- Thomas Strassner
ORRICK, HERRINGTON & SUTCLIFFE LLP
- Thomas Trettnak
CHSH CERHA HEMPEL SPIEGELFELD HLAWATI, MEMBER OF LEX MUNDI
- Wolfgang Vanas
GRAF & PITKOWITZ RECHTSANWÄLTE GMBH
- Birgit Vogt-Majarek
KUNZ SCHIMA WALLENENTIN RECHTSANWÄLTE OG, MEMBER OF IUS LABORIS
- Lukas A Weber
BRAUNEIS KLAUSER PRÄNDL RECHTSANWÄLTE GMBH
- Jakob Weinrich
BINDER GRÖSSWANG RECHTSANWÄLTE GMBH
- Elisabeth Zehetner
AUSTRIAN CHAMBER OF COMMERCE
- Thomas Zottl
FRESHFIELDS BRUCKHAUS DERINGER
- AZERBAIJAN**
- Parviz Abdullayev
PwC AZERBAIJAN
- Aliagha Akhundov
BAKER & MCKENZIE – CIS, LIMITED
- Elnur Aliyev
BHM BAKU LAW CENTRE LLC
- Sevinj Aliyeva
MGB LAW OFFICES
- Jamil Alizada
BAKER & MCKENZIE – CIS, LIMITED
- Ismail Askerov
MGB LAW OFFICES
- Esmer Atakishiyeva
AZERBAIJAN GLOBAL LOGISTIC
- Iftixar Axundov
MINISTRY OF TAXES
- Anar Baghirov
BHM BAKU LAW CENTRE LLC
- Samir Balayev
UNIBANK

Johanna Cronin
BHM BAKU LAW CENTRE LLC

Zaur Fatizadeh
MINISTRY OF TAXES

Simuzar Feyzullayeva
BAKER & MCKENZIE – CIS, LIMITED

Rustam Gasimov
BAKER & MCKENZIE – CIS, LIMITED

Sevil Gasimova
BAKER & MCKENZIE – CIS, LIMITED

Abbas Guliyev
BAKER & MCKENZIE – CIS, LIMITED

Arif Guliyev
PwC AZERBAIJAN

Shaban Garbanov
BM MORRISON PARTNERS LAW FIRM

Gulnar Garbanova
BHM BAKU LAW CENTRE LLC

Elchin Habibov
CENTRAL BANK OF AZERBAIJAN

Samir Hadjiyev
GRATA LAW FIRM

Ilkin Hasanov
MINISTRY OF TAXES

Gunel Hasanazade
GRATA LAW FIRM

Nijat Huseynov
LEALE INTERNATIONAL

Zaur Huseynov
OJSC BAKI-ELEKTRIKSHEBEKE

Jeyhun Huseynzade
PwC AZERBAIJAN

Idris Isayev
THE STATE SOCIAL PROTECTION FUND

Ulvia Jabbarova
DEMIRBANK

Ummi Jalilova
GRATA LAW FIRM

Vagif Karimli
BAKER & MCKENZIE – CIS, LIMITED

Emin Karimov

Fuad Karimov
KERMUR SPECIALIZED BUREAU OF ADVOCATES

Gunduz Karimov
BAKER & MCKENZIE – CIS, LIMITED

Ferid Madatli
BM MORRISON PARTNERS LAW FIRM

Kamal Mamedzade
DENTONS

Eldshad Mammadov
LEALE INTERNATIONAL

Daniel Matthews
BAKER & MCKENZIE – CIS, LIMITED

Rauf Memmedov
STATES CUSTOMS COMMITTEE

Farhad Mirzayev
BM MORRISON PARTNERS LAW FIRM

Ruslan Mukhtarov
BM MORRISON PARTNERS LAW FIRM

Movlan Pashayev
PwC AZERBAIJAN

Leyla Safarova
BAKER & MCKENZIE – CIS, LIMITED

Natig Shirinov
MINISTRY OF TAXES

Sona Taghiyeva
DENTONS

Anar A. Umutov
ALIBI PROFESSIONAL LEGAL & CONSULTING SERVICES

Yagub Zamanov
GRATA LAW FIRM

Ulvia Zeynalova-Bockin
DENTONS

BAHAMAS, THE

Bryan A. Ginton
CLINTON, SWEETING, O'BRIEN

David F. Allen
BAHAMAS LAW CHAMBERS

L. Gerard Archer
TAYLOR INDUSTRIES LTD.

Natasha Bosfield
LENNOX PATON

Ricardo Bow
CALLENDERS & CO

Llewellyn V. Boyer-Cartwright
CALLENDERS & CO

Dayrri Butler
MOORE STEPHENS BUTLER & TAYLOR
CHARTERED ACCOUNTANTS AND
BUSINESS ADVISORS

Cheryl D. Cartwright
CALLENDERS & CO

Clyde Cartwright
CARTY'S ELECTRICAL SERVICES

Wayde A. Brenford Christie
LORD ELLOR & CO.

Craig G. Delancy
MINISTRY OF WORKS & TRANSPORT

Amos J. Ferguson Jr.
FERGUSON ASSOCIATES & PLANNERS

Michael Forsythe
IMPORT EXPORT BROKERS LTD.

Wendy Forsythe
IMPORT EXPORT BROKERS LTD.

Vann P. Gaitor
HIGGS & JOHNSON

Cathleen Hassan
JOHNSON-NASSAN & CO

Colin Higgs
MINISTRY OF WORKS & TRANSPORT

Lester J. Mortimer Jr.
CALLENDERS & CO

Portia Nicholson
HIGGS & JOHNSON

Andrew G.S. O'Brien II
CLINTON, SWEETING, O'BRIEN LAW
FIRM

Lindsay Pinders
PINDERS CUSTOMS BROKERAGE

Chad D. Roberts
CALLENDERS & CO

Sophie Rolle
LENNOX PATON

Castino D. Sands
LENNOX PATON

Rochelle Sealy
PwC BAHAMAS

Kevin Seymour
PwC BAHAMAS

Jody Wells
LENNOX PATON

BAHRAIN

ELECTRICITY & WATER AUTHORITY

ERNST & YOUNG

Najma Abdul-Redha Hassan
MINISTRY OF MUNICIPALITIES AND
URBAN PLANNING

Talal Al Ayoubi
TALAL ABU GHAZALEH LEGAL (TAG-
LEGAL)

Eman Al Haji
TALAL ABU GHAZALEH LEGAL (TAG-
LEGAL)

Reem Al Mahroos
CHARLES RUSSELL LLP

Zeenat Al Mansoori
ZEENAT AL MANSOORI & ASSOCIATES

Reem Al Rayes
ZEENAT AL MANSOORI & ASSOCIATES

Raju Alagarsamy
HASSAN RADHI & ASSOCIATES

Mohamed Al-Ahmadi
BAHRAIN INVESTORS CENTER

Mohamed Abdulla Alahmedi
MINISTRY OF INDUSTRY & COMMERCE

Ebtihal Al-Hashimi
MINISTRY OF MUNICIPALITIES AND
URBAN PLANNING

Haider Al-Noaimi
MOHAMED SALAHUDDIN CONSULTING
ENGINEERING BUREAU

Shaji Alukkal
PANALPINA WORLD TRANSPORT LLP

Michael Durgavich
ASAR – AL RUWAYEH & PARTNERS

Simon Green
CHARLES RUSSELL LLP

Qays H. Zu'bi
ZU'BI & PARTNERS ATTORNEYS &
LEGAL CONSULTANTS

Ken Healy
PwC BAHRAIN

Brian Howard
TROWERS & HAMLINS

Hessa Hussain
THE BENEFIT COMPANY

Seema Isa Al-Thawadi
MINISTRY OF MUNICIPALITIES AND
URBAN PLANNING

Jawad Habib Jawad
BDO PUBLIC ACCOUNTANTS

Essa Jawahery
ELHAM ALI HASSAN & ASSOCIATES

Ebrahim Karolia
PwC BAHRAIN

Brian Kelleher
TROWERS & HAMLINS

Saifuddin Mahmood
HASSAN RADHI & ASSOCIATES

Omar Manassaki
ZU'BI & PARTNERS ATTORNEYS &
LEGAL CONSULTANTS

Nicolas Mantis
PwC BAHRAIN

Abdul-Haq Mohammed
TROWERS & HAMLINS

Eman Omar
ZU'BI & PARTNERS ATTORNEYS &
LEGAL CONSULTANTS

Hassan Ali Radhi
HASSAN RADHI & ASSOCIATES

Hameed Yousef Rahma
MINISTRY OF INDUSTRY & COMMERCE

Najib F. Saade
ASAR – AL RUWAYEH & PARTNERS

Thamer Salahuddin
MOHAMED SALAHUDDIN CONSULTING
ENGINEERING BUREAU

Hamza Saleem
ZU'BI & PARTNERS ATTORNEYS &
LEGAL CONSULTANTS

Cecile Scaros
ZU'BI & PARTNERS ATTORNEYS &
LEGAL CONSULTANTS

Claus Schmidt
PANALPINA GULF

Esmond Hugh Stokes
ZU'BI & PARTNERS ATTORNEYS &
LEGAL CONSULTANTS

Baiju Thomas
AGILITY LOGISTICS

Hatim S. Zu'bi
ZU'BI & PARTNERS ATTORNEYS &
LEGAL CONSULTANTS

BANGLADESH

Zainul Abedin
A. QASEM & CO.

JASIM U. AHMED

Rajid Ahmed
DOULAH & DOULAH ADVOCATES

Sabbir Ahmed
A.S. & ASSOCIATES

K. M. Tanzib Alam
TANJIB UL ALAM AND ASSOCIATES

Kazi Ershadul Alam
TANJIB UL ALAM AND ASSOCIATES

M.D. Nurul Amin
DEVELOPMENT CONSTRUCTIONS LTD.

Mehedy Amin
DEVELOPMENT CONSTRUCTIONS LTD.

Saad Amin
DEVELOPMENT CONSTRUCTIONS LTD.

Mohammed Asaduzzaman
SYED ISHTIAQ AHMED & ASSOCIATES

Noorul Azhar
AZHAR & ASSOCIATES

A.S.A. Bari
A.S. & ASSOCIATES

Anirban Bhowmik
BANK OF BANGLADESH

Md. Zahir Hossain Bhuiyan
RP CONSTRUCTION PVT LTD.

Gouranga Chakraborty
BANK OF BANGLADESH

Ayub Chowdhury
AYUB CHY & MAHMUD CHARTERED
ACCOUNTANT

Badrud Doulah
DOULAH & DOULAH ADVOCATES

Nasirud Doulah
DOULAH & DOULAH ADVOCATES

Shamsud Doulah
DOULAH & DOULAH ADVOCATES

Dewanl Faisal
A.S. & ASSOCIATES

Moin Ghani
DR. KAMAL HOSSAIN & ASSOCIATES

K. M. A. Halim
UPRIGHT TEXTILE SUPPORTS

Md. Russel Haque
AMIR & AMIR LAW ASSOCIATES,
MEMBER OF LEX MUNDI

Mirza Quamrul Hasan
ADVISER'S LEGAL ALLIANCE FIRM

Syed Afzal Hasan Uddin
SYED ISHTIAQ AHMED
& ASSOCIATES

Arif Imtiaz
FM ASSOCIATES

M. Amir-UI Islam
AMIR & AMIR LAW ASSOCIATES,
MEMBER OF LEX MUNDI

Md Aminul Islam
CITY APPAREL-TEX CO.

Seema Karim
AMIR & AMIR LAW ASSOCIATES,
MEMBER OF LEX MUNDI

Sohel Kasem
A. QASEM & CO.

Asif Khan
A. QASEM & CO.

Farhana Islam Khan
SYED ISHTIAQ AHMED
& ASSOCIATES

Jasmine Khan
LEX LEGAL

Rizwan Mannan
AMIR & AMIR LAW ASSOCIATES,
MEMBER OF LEX MUNDI

Eeshith Monzul Shohiny
AMIR & AMIR LAW ASSOCIATES,
MEMBER OF LEX MUNDI

Tasmiah Nuhiya Ahmed
LEX LEGAL

Tanveer Haque Probal
BUILDING FOR FUTURE LTD.

Eva Quasem
AMIR & AMIR LAW ASSOCIATES,
MEMBER OF LEX MUNDI

Al Amin Rahman
FM ASSOCIATES

Kazi Rahman
FM ASSOCIATES

Yadnan Rafique Rossy
AMIR & AMIR LAW ASSOCIATES,
MEMBER OF LEX MUNDI

Sabrina Zarin
FM ASSOCIATES

BARBADOS

Ramon Alleyne
CLARKE GITTENS FARMER

Alicia Archer
ARTEMIS LAW

Patricia Boyce
EVERSON R. ELCOCK & CO. LTD.

Andrew F. Brathwaite
AFB CONSULTING

Anthony Brooks
TONY BROOKS ARCHITECTS LTD.

Louis Christie
TMR SALES & SERVICE LTD.

Heather A. Clarke
CORPORATE AFFAIRS AND INTELLECTUAL
PROPERTY OFFICE

Joy-Ann Clarke
LAND REGISTRY DEPARTMENT

Horace Cobham
RBC ROYAL BANK

Andrew Cox
MINISTRY OF LABOR AND SOCIAL
SECURITY AND HUMAN RESOURCE
DEVELOPMENT

Madam Justice Maureen
Crane-Scott
SUPREME COURT OF BARBADOS

Dustin Delany
DELANY & ASSOCIATES ATTORNEYS-
AT-LAW

Adrian M. Elcock
EVERSON R. ELCOCK & CO. LTD.

Antonio Elcock
EVERSON R. ELCOCK & CO. LTD.

Marcel El-Daher
DAHER & ASSOCIATES

Andrew C. Ferreira
CHANCERY CHAMBERS

Lorenzo Forde
PwC BARBADOS

Basil A. Giles
YEARWOOD AND BOYCE

Sharalee Gittens
CHANCERY CHAMBERS

Stanton Gittens
STANGITTS LIMITED

Anice C.N. Granville
LEX CARIBBEAN

Yolande F. Howard
MINISTRY OF LABOR AND SOCIAL
SECURITY AND HUMAN RESOURCE
DEVELOPMENT

Keisha N Hyde Porchetta
HARRIDYAL-SODHA & ASSOCIATES

Ruan C. Martinez
BCF ATTORNEYS-AT-LAW

Jennivieve Maynard
INN CHAMBERS

David McCollin
LAND REGISTRY DEPARTMENT

Percy Murrell
BIG P. CUSTOMS BROKERS AND AIR SEA
AND LAND TRANSPORT INC.

Ricardo Norville
MINISTRY OF LABOR AND SOCIAL
SECURITY AND HUMAN RESOURCE
DEVELOPMENT

Noel M. Nurse
THE BOOTH STEAMSHIP CO. BARBADOS
LTD.

Laurel Odle
PwC BARBADOS

Stephen Worme
THE BARBADOS LIGHT AND POWER
COMPANY LTD.

BELARUS

Alexey Anischenko
SORAINEN BELARUS

Aliaksandr Ivanovich
PROMAUDIT

Dzmitry Barouka
ARZINGER & PARTNERS INTERNATIONAL
LAW FIRM

Vladimir G. Biruk
CAPITAL GROUP

Arthur Biryukov
THE SUPREME ECONOMIC COURT OF
THE REPUBLIC OF BELARUS

Ekaterina V. Borovtsova
THE SUPREME ECONOMIC COURT OF
THE REPUBLIC OF BELARUS

Alexander Botian
BOROVTSOV & SALEI LAW OFFICES

Aliaksandr Danilevich
DANILEVICH LAW OFFICE

Olga Demidchik
ATTORNEYS OF JURZNAK, ADVOCATES

Andrej Ermolenko
VLASOVA MIKHEL & PARTNERS

Evgeniia Goriounova
LAW FIRM GLIMSTEDT

Ulyana Evseeva
BNT LEGAL & TAX

Alena Gavdur
ARZINGER & PARTNERS INTERNATIONAL
LAW FIRM

Elena Hmeleva
VERKHOVODKO & PARTNERS LLC

Antonina Ivanova
ANTONINA IVANOVA LEGAL PRACTICE

Alina Kalinovskaya

Nataliya Kaliuta
EGOROV PUGISNKY AFANASIEV AND
PARTNERS (EPA&P)

Dmitry Khalimonchik
ATTORNEYS OF JURZNAK, ADVOCATES

Alexandre Khrapoutski
SYSOUEV, BONDAR, KHRAPOUTSKI
LAW FIRM.

Sergey Khromov
VERKHOVODKO & PARTNERS LLC

Alexander Kirilenko
AGENCY OF TERNAROUND
TECHNOLOGIES

Nina Knyazeva
VERKHOVODKO & PARTNERS LLC

Vladimir Kolotov
BUSINESS-ADVOCATE

Michael Koltinov
RAIDLIA LEJINS & NORCOUS

Nadezhda Koroleva
SYSOUEV, BONDAR, KHRAPOUTSKI
LAW FIRM

Alexander Korsak
ARZINGER & PARTNERS INTERNATIONAL
LAW FIRM

Dmitry Kovalchik
STEPANOVSKI, PAPAUL AND PARTNERS
LTD.

Anna Kozlova
BNT LEGAL & TAX

Kristina Kriščiūnaitė
PwC LITHUANIA

Olga Kuchinskaya
VLASOVA MIKHEL & PARTNERS

Anastasiya Kudryakova
NATIONAL CADASTRAL AGENCY

Dzmitry Loisha
LAW FIRM GLIMSTEDT

Valery Lovtsov
RAIDLIA LEJINS & NORCOUS

Andrei Machalou
PETERKA & PARTNERS

Sergei Makarchuk
CHSH CERHA HEMPEL SPIEGELFELD
HLAWATI

Mikalai Markounik
VLASOVA MIKHEL & PARTNERS

Sergey Mashonsky
ARZINGER & PARTNERS INTERNATIONAL
LAW FIRM

Tatiana I. Melnik
THE SUPREME ECONOMIC COURT OF
THE REPUBLIC OF BELARUS

Konstantin Mikhel
VLASOVA MIKHEL & PARTNERS

Ilya Mogilny
VERKHOVODKO & PARTNERS LLC

Dmitry Montik
INDIVIDUAL ENTREPRENEUR

Helen Mourashko
REVERA CONSULTING GROUP

Inesa Nazarova
PwC BELARUS

Valentina Neizvestnaya
AUDIT AND CONSULTING LTD. BELARUS

Sergei Odintsov
PwC BELARUS

Volha Parfenchik
CHSH CERHA HEMPEL SPIEGELFELD
HLAWATI

Ekaterina Pastukhovich
NATIONAL BANK OF THE REPUBLIC OF
BELARUS

Olga Pепенina
CAPITAL DIALOG

Victor Pleonkin
NATIONAL BANK OF THE REPUBLIC OF
BELARUS

Illia Salei
LAW OFFICES OF BOROVTSOV & SALEI

Elena Sapogo
STEPANOVSKI, PAPAUL AND PARTNERS
LTD.

Anna Shalimo
VERKHOVODKO & PARTNERS LLC

Kristina Shibeko
LAWYER

Yulia Shuba
BOROVTSOV & SALEI LAW OFFICES

Dmitry Skorodulin

Anna Skorodulina
ATTORNEYS OF JURZNAK, ADVOCATES

Vyacheslav Slabodnik
UNIVEST-M

Maksim Slepitch
ARZINGER & PARTNERS INTERNATIONAL
LAW FIRM

Klim Stashevsky
ARZINGER & PARTNERS INTERNATIONAL
LAW FIRM

Alla Sundukova
MINISTRY OF TAXES AND DUTIES

Natalia Talai
VLASOVA MIKHEL & PARTNERS

Nikita Tolkanitsa
CHSH CERHA HEMPEL SPIEGELFELD
HLAWATI

Alesia Tsekhanava
ATTORNEY

Dennis Turovets
EGOROV PUGISNKY AFANASIEV AND
PARTNERS (EPA&P)

Natalia Ulasevich
ALEINIKOV & PARTNERS

Irina Veremeichuk
VERKHOVODKO & PARTNERS LLC

Oleg Veremeychik
NATIONAL BANK OF THE REPUBLIC OF
BELARUS

Igor Verkhovodko
VERKHOVODKO & PARTNERS LLC

Dmitry Viltovsky
ARZINGER & PARTNERS INTERNATIONAL
LAW FIRM

Irina Voronchuk
ARZINGER & PARTNERS INTERNATIONAL
LAW FIRM

Igor Yatskovsky
EGOROV PUGISNKY AFANASIEV AND
PARTNERS (EPA&P)

Natalia Yurieva
SORAINEN BELARUS

Irina Zabailovich
MINISTRY OF TAXES AND DUTIES

Ekaterina Zabello
VLASOVA MIKHEL & PARTNERS

Olga Zdobnova
VLASOVA MIKHEL & PARTNERS

Dmitri Zikratski
PETERKA & PARTNERS

Siarhej Zikratski
SIARHEJ ZIKRATSKI LAW AGENCY

Maxim Znak
ATTORNEYS OF JURZNAK, ADVOCATES

Nadya Znak
ATTORNEYS OF JURZNAK, ADVOCATES

BELGIUM

CENTRE ADMINISTRATIF DE LA VILLE DE
BRUXELLES

Hubert André-Dumont
McGUIREWOODS LLP

Jan Bael
NOTARISKANTOOR JAN BAEL - ILSE DE
BRAUWERE

Herlinde Baert
NOTARISKANTOOR JAN BAEL - ILSE DE
BRAUWERE

Erik Bomans
DEMIMOR INTERNATIONAL SCRL

Hakim Boularbah
LIEDEKERKE WOLTERS WAELBROECK
KIRKPATRICK, MEMBER OF LEX MUNDI

Laura Charlier
STIBBE

Adriaan Dauwe
ALTIUS

Koenraad De Bie
PwC BELGIUM

Esther De Raymaeker
DLA PIPER UK LLP

Kris De Schutter
LOYENS & LOEFF

Didier De Vliegheer
NAUTA DUTILH

Frank Dierckx
PwC BELGIUM

Vincent Dieudonne
SIBELGA

Camille Dümm
NATIONAL BANK OF BELGIUM

David DuPont
ASHURST LLP

Jürgen Egger
LAGA

Alain François
EUBELIUS ATTORNEYS

Conny Grenson
EUBELIUS ATTORNEYS

Jean-Luc Hagon
LOYENS & LOEFF

An Jacobs
LIEDEKERKE WOLTERS WAELBROECK
KIRKPATRICK, MEMBER OF LEX MUNDI

Grégoire Jakhian
LOYENS & LOEFF

Stéphanie Kervyn de Meerendré
DEMIMOR INTERNATIONAL SCRL

Erika Leenknecht
EUBELIUS ATTORNEYS

Stephan Legein
FEDERAL PUBLIC SERVICE FINANCE

Luc Legon
PwC BELGIUM

Axel Maeterlinck
SIMONT BRAUN

Philippe Massart
SIBELGA

Glenn Moolenschot
EUBELIUS ATTORNEYS

Pascale Moreau
PwC BELGIUM

Dominique Mougenot
COMMERCIAL COURT MONS

Sabrina Otten
PwC BELGIUM

Leo Peeters
PEETERS ADVOCATEN-AVOCATS

Frédéric Souchon
PwC BELGIUM

Timothy Speelman
McGUIREWOODS LLP

Joseph Spinks
ALTIUS

Damien Stas de Richelle
DLA PIPER UK LLP

Nicolas Stoffels
PwC BELGIUM

Bernard Thuysbaert
DEMIMOR INTERNATIONAL SCRL

William Timmermans
ALTIUS

Hans Van Bavel
STIBBE

Jan Van Celst
DLA PIPER UK LLP

Gill Van Damme
PwC BELGIUM

Erwin van de Velde
SPF FINANCES - AGDP

Ruben Van Impe
VAN IMPE ACCOUNTANCY BVBA

Peter Van Melkebeke
NOTAIRES BERQUIN

Bart Van Rossum
B.T.V.

Sybille Vandenberghe
PwC BELGIUM

Grégory Vandebussche
AREN ARCHITECTS AND ENGINEERS
SPRL

Tom Vantruyen
ALTIUS

Robert Vermetten
TRANSPORT & PROJECT LOGISTICS

Ivan Verougstraete
COUR DE CASSATION

Bart Volders
STIBBE

Katrien Vorlat
STIBBE

Bram Vuylsteke
NOTARY BRAM VUYLSTEKE

Christian Willems
LOYENS & LOEFF

Dirk Wouters
WOUTERS, VAN MERODE & Co.
- MEMBER OF RUSSELL BEDFORD
INTERNATIONAL

BELIZE

Emil Arguelles
ARGUELLES & COMPANY LLC

Emory K. Bennett
YOUNG'S ENGINEERING CONSULTANCY
LTD.

Herbert Bradley
HERBERT BRADLEY CUSTOM HOUSE
BROKERS

Derek Davis
PUBLIC UTILITIES COMMISSION

Julius Espot
STRUKTURE ARCHITECTS

Velda Flowers
BELIZE COMPANIES AND CORPORATE
AFFAIRS REGISTRY

Gian C. Gandhi
INTERNATIONAL FINANCIAL SERVICES
COMMISSION

Ethel Emelisa Gladden
MINISTRY OF NATURAL RESOURCES AND
AGRICULTURE

Fred Lumor
FRED LUMOR & Co.

Reynaldo Magaña
MOORE STEPHENS MAGAÑA LLP

Samantha Matute
BELIZE COMPANIES AND CORPORATE
AFFAIRS REGISTRY

Tania Moody
BARROW & WILLIAMS

Kareem D. Musa
MUSA & BALDERAMOS

Madri Ramdass
INTERNATIONAL FINANCIAL SERVICES
COMMISSION

Aldo Reyes
REYES RETREAGE LLP

Wilfred Rhaburn
W. RHABURN CONSULTING

Oscar Sabido S.C.
SABIDO & COMPANY

Saidi Vaccaro
ARGUELLES & COMPANY LLC

Ivan Williams
MINISTRY OF EDUCATION AND LABOUR

Ryan Wrobel
WROBEL & Co., ATTORNEYS-AT-LAW

Carlton Young
YOUNG'S ENGINEERING CONSULTANCY
LTD.

Lisa Zayden
HORWATH BELIZE LLP

BENIN

Ganiou Adechy
ETUDE DE ME GANIYOU ADECHY

A. Abdou Kabir Adoumbou
CABINET MAÎTRE RAFIKOU ALABI

Symphorien Agbessadj
BCEAO

Rodolphe Kadoukpe Akoto
COMAN S.A.

Sybel Akousson
FIDUCIAIRE CONSEIL ET ASSISTANCE (FCA)

Ahmadou Al Aminou Lo
BCEAO

Rafikou Agnita Alabi
CABINET MAÎTRE RAFIKOU ALABI

Françoise Amoussou
NOUVELLE VISION

Jacques Moïse Atchade
CABINET DE MAÎTRE ATCHADE

Charles Badou
CABINET D'AVOCATS CHARLES BADOU

Is-Dine Bouraima
GUICHET UNIQUE DE FORMALISATION DES ENTREPRISES

Sètondji Pierre Codjia
CABINET D'AVOCATS CHARLES BADOU

Alice Codjia-Sohouenou
CABINET D'AVOCATS ALICE CODJIA SOHOUEYOU

Veronique Akankossi Deguenon
ETUDE DE VERONIQUE AKANKOSSİ DEGUENON

Michel Djossouvi
OFFICE NOTARIAL OLAGNIKA SALAM

Jean Claude Gnamien
PwC CÔTE D'IVOIRE

Noel Kelembho
SDV LOGISTICS

Tairou Mama
SOCIÉTÉ INTERNATIONALE DE TRANSIT TOURÉ

Emmanuella Moulod
PwC CÔTE D'IVOIRE

Taïdi Osseni
SOCIÉTÉ BÉNINOISE D'ÉNERGIE ÉLECTRIQUE

Camille Razalison
CABINET JOHN W. FROOKS & CO.

Olagnika Salam
OFFICE NOTARIAL OLAGNIKA SALAM

Adegbindin Saliou
CABINET DES EXPERTS ASSOCIÉS - CEA SARL

Hermann Senou
ENTREPRISE GÉNÉRALE DE CONSTRUCTION MACKHO

Nelly Tagnon Gambor
FIDUCIAIRE CONSEIL ET ASSISTANCE (FCA)

Dominique Taty
PwC CÔTE D'IVOIRE

Antoine Traore
BCEAO

Fousséni Traoré
PwC CÔTE D'IVOIRE

Bruno Vaupres
BV SHIPPING SARL

Père Venance
LOGISTIQUE COMMERCIALE D'AFRIQUE (LCA)

Francine Vittin
OFFICE NOTARIAL OLAGNIKA SALAM

Emmanuel Yehouessi
BCEAO

Brignon Zizindohoue

BHUTAN

BHUTAN POWER CORPORATION LTD.
MINISTRY OF FINANCE
THIMPHU THROMDE

Bhakta Acharya
Tashi Chenzom
MINISTRY OF LABOUR AND HUMAN RESOURCES

Sonam Chopel
ROYAL MONETARY AUTHORITY OF BHUTAN

Eden Dema
ROYAL MONETARY AUTHORITY OF BHUTAN

Ugyen Dhendup
BHUTAN DEVELOPMENT FINANCE CORPORATION LTD.

Bhim L. Dhungel
ZORIC CONSULTANCY

Jigme Dorji
THIMPHU CITY CORPORATION

Kencho Dorji
LEKO PACKERS

Tashi Dorji
KAMALA TOURS & TREKS

Ugyen Dorji
DRUK INTEGRATED GREEN BUILDINGS

Chheku Dukpa
CONSTRUCTION ASSOCIATION OF BHUTAN

N. B. Gurung
GLOBAL LOGISTICS

Deki Kesang
Sonam Letho
BHUTAN DEVELOPMENT FINANCE CORPORATION LTD.

Shera Lhendup
BHUTAN LAW SERVICES - ATTORNEYS AND CONSULTANTS

Semon Neeopaney
SPARK ENGINEERING WORKS

Tashi Pem
Tashi Penjor
MINISTRY OF ECONOMIC AFFAIRS

T. B. Rai
ZORIC CONSULTANCY

Govinda Sharma
THIMPHU CITY CORPORATION

Sonam Tshering
MINISTRY OF FINANCE

Deki Wangmo
BHUTAN NATIONAL BANK

Karma Yeshey
MINISTRY OF ECONOMIC AFFAIRS

Tshering Zam

BOLIVIA

Fernando Aguirre
BUFETE AGUIRRE SOC. CIV.

Ignacio Aguirre
BUFETE AGUIRRE SOC. CIV.

Carolina Aguirre Urioste
BUFETE AGUIRRE SOC. CIV.

Christian Amestegui
ASESORES LEGALES CP

Daniela Aragones Cortez
SANJINÉS & ASOCIADOS SOC. CIV. ABOGADOS

Eduardo Aramayo
PwC BOLIVIA

Miguel Angel Ardúz Ayllón
ELECTROPAZ S.A.

Johnny Arteaga Chavez
Mauricio Ayala
AC CONSULTORES LEGALES

Rigoberto Paredes Ayllón
RIGOBERTO PAREDES & ASSOCIATES

Maria del Carmen Ballivián
C.R. & F. ROJAS, MEMBER OF LEX MUNDI

Hugo Berthin
BDO BERTHIN AMENGUAL & ASOCIADOS

Cristian Bustos
FERRERE ATTORNEYS

Jose Callau
FERRERE ATTORNEYS

Dionicio Calle
CRIALES, URCULLO & ANTEZANA

Asdrual Columba Jofre
AC CONSULTORES LEGALES

Cynthia Cortés
PwC BOLIVIA

Mauricio Costa du Rels
WÜRTH KIM COSTA DU RELS ABOGADOS SC

Dorian de Rojas
GAVA BOLIVIA

Salomon Eid
FERRERE ATTORNEYS

Beatriz Espinoza
Isabel Ferrufino
FERRERE ATTORNEYS

Dante Flores
RIGOBERTO PAREDES & ASSOCIATES

Ursula Font
INDACOCHA & ASOCIADOS

Kattia Galdo
FERRERE ATTORNEYS

Nicolás Grossman
MARTINEZ PAZ EMPRESA CONSTRUCTORA S.A.

Primitivo Gutiérrez
GUEVARA & GUTIÉRREZ S.C.

Rachel Hardcastle
WÜRTH KIM COSTA DU RELS ABOGADOS SC

Jaime M. Jiménez Alvarez
COLEGIO DE INGENIEROS ELECTRICISTAS Y ELECTRÓNICOS LA PAZ

Rodrigo Jimenez-Cusicanqui
SALAZAR, SALAZAR & ASOCIADOS, SOC. CIV.

Paola Justiniano Arias
SANJINÉS & ASOCIADOS SOC. CIV. ABOGADOS

Julio César Landívar Castro
GUEVARA & GUTIÉRREZ S.C.

César Lora Moretto
PwC BOLIVIA

Edith Loza
COLLEGE OF ARCHITECTS

Ramiro Martinez Paz
MARTINEZ PAZ EMPRESA CONSTRUCTORA S.A.

Iván Monje Castro
PRIME TECHNOLOGIES

Pilar Montesinos
ABC

Ariel Morales Vasquez
C.R. & F. ROJAS, MEMBER OF LEX MUNDI

Ana Carola Muñoz
WÜRTH KIM COSTA DU RELS ABOGADOS SC

Andrea Nemer
WÜRTH KIM COSTA DU RELS ABOGADOS SC

Alejandro Peláez Kay
INDACOCHA & ASOCIADOS

Orlando Pérez
ELECTROPAZ S.A.

Carlos Pinto
FERRERE ATTORNEYS

Rocio Plata
RIGOBERTO PAREDES & ASSOCIATES

Oscar Antonio Plaza Ponte Sosa
ENTIDAD DE SERVICIOS DE INFORMACIÓN ENSERBIC S.A.

Guillermo Pou Munt
Julio Quintanilla Quiroga
QUINTANILLA, SORIA & NISHIZAWA SOC. CIV

Patricio Rojas
C.R. & F. ROJAS, MEMBER OF LEX MUNDI

Mariela Rojas de Hamel
ENTIDAD DE SERVICIOS DE INFORMACIÓN ENSERBIC S.A.

Sergio Salazar-Machicado
SALAZAR, SALAZAR & ASOCIADOS, SOC. CIV.

Fernando Salazar-Paredes
SALAZAR, SALAZAR & ASOCIADOS, SOC. CIV.

Sandra Salinas
C.R. & F. ROJAS, MEMBER OF LEX MUNDI

Rodolfo Raúl Sanjinés Elizagoyen
SANJINÉS & ASOCIADOS SOC. CIV. ABOGADOS

Jorge Nelson Serrate
WÜRTH KIM COSTA DU RELS ABOGADOS SC

Lindsay Sykes
FERRERE ABOGADOS

A. Mauricio Torrico Galindo
QUINTANILLA, SORIA & NISHIZAWA SOC. CIV

Andrea Urcullo
CRIALES, URCULLO & ANTEZANA

Javier Urcullo
CRIALES, URCULLO & ANTEZANA

Ramiro Velasco
COLEGIO DE INGENIEROS ELECTRICISTAS Y ELECTRÓNICOS LA PAZ

Olga Villarroel
WÜRTH KIM COSTA DU RELS ABOGADOS SC

Karla Würth
WÜRTH KIM COSTA DU RELS ABOGADOS SC

Santiago Zegada
AMECO LTDA.

Elizabeth Zegarra
EZ LOGISTIC

BOSNIA AND HERZEGOVINA

Amar Bajramović
LAW OFFICE BAJRAMOVIC

Edisa Bakovic
LAW OFFICE FEMIL CURT (PART OF DLA PIPER GROUP)

Fedja Bicakčić
KN KARANOVIĆ & NIKOLIĆ

Dario Bišćević
DB SCHENKER

Petar Bosnić
USAID TAX AND FISCAL PROJECT IN BIH (TAF)

Mubera Brković
PwC BOSNIA AND HERZEGOVINA

Femil Čurt
LAW OFFICE FEMIL CURT (PART OF DLA PIPER GROUP)

Selma Demirović-Hamzić
MARIĆ & CO LAW FIRM

Djordje Dimitrijević
KN KARANOVIĆ & NIKOLIĆ

Stevan Dimitrijević
KN KARANOVIĆ & NIKOLIĆ

Slaven Dizdar
MARIĆ & CO LAW FIRM

Višnja Dizdarević
MARIĆ & CO LAW FIRM

Ozren Dolic
FEDEx EXPRESS

Anel Droce
KEBO & GUZIN

Feđa Dupovac
ADVOKATSKA KANCELARIJA SPAHO

Dina Duraković Morankić
LAW OFFICE DURAKOVIC IN ASSOCIATION WITH WOLF THEISS

Azer Guzin
KEBO & GUZIN

Semir Guzin
KEBO & GUZIN

Dulizara Hadzimestafic
FERK (REGULATORY COMMISSION FOR ELECTRICITY IN THE FEDERATION OF BOSNIA AND HERZEGOVINA)

Belma Hodzic
CMS REICH-ROHRWIG HAINZ D.O.O.

Ahmet Hukic
FERK (REGULATORY COMMISSION FOR ELECTRICITY IN THE FEDERATION OF BOSNIA AND HERZEGOVINA)

Nusmir Huskić
HUSKIC LAW OFFICE

Arela Jusufbasić-Goloman
LAWYERS OFFICE TKALCIC-DULIC, PREBANIC, RIZVIC & JUSUFBASIC-GOLOMAN

Nedžada Kapidžić
NOTARY

Muhidin Karšić
Miro Kebo
KEBO & GUZIN

Jovana Kojic
KN KARANOVIĆ & NIKOLIĆ

Sejda Kruščica-Fejić
JP ELEKTROPRIVREDA BIH PODRUŽNICA ELEKTRODISTRIBUCIJA SARAJEVO

Krzysztof Lipka
PwC SERBIA

Branko Marić
MARIĆ & CO LAW FIRM

Davorin Marinkovic
KN KARANOVIĆ & NIKOLIĆ

Adnan Mataradžija
MERFI, D.O.O. - CORRESPONDENT OF RUSSELL BEDFORD INTERNATIONAL

Sead Miljković
LAW OFFICE MILJKOVIC

Demaludin Mutapčić
NOTARY

Monija Nogulic
FERK (REGULATORY COMMISSION FOR ELECTRICITY IN THE FEDERATION OF BOSNIA AND HERZEGOVINA)

Ermin Omeragić
FEDEx EXPRESS

Mehmed Omeragić
ČOVJEK I PROSTOR

Aldina Pita
NOTARY

Đorđe Racković
CENTRAL BANK OF BOSNIA AND HERZEGOVINA

Predrag Radovanović
MARIĆ & CO LAW FIRM

Alma Ramezić
PwC BOSNIA AND HERZEGOVINA

Faruk Sahinagic
FEDEx EXPRESS

Nedzida Salihović-Whalen
CMS REICH-ROHRWIG HAINZ D.O.O.

Adina Salkanović

Hasib Salkić
JUMP LOGISTICS D.O.O.

Adnan Sarajlić
LAW OFFICE DURAKOVIC IN
ASSOCIATION WITH WOLF THEISS

Alma Šečić
LAW OFFICE FEMIL CURT (PART OF
DLA PIPER GROUP)

Arjana Selimić
JP ELEKTROPRIVREDA BIH PODRUŽNICA
ELEKTRODISTRIBUCIJA SARAJEVO

Nihad Sijerčić
KN KARANOVIĆ & NIKOLIĆ

Maja Šimunac
WOLF THEISS D.O.O.

Emir Spaho
ADVOKATSKA KANCELARIJA SPAHO

Mehmed Spaho
ADVOKATSKA KANCELARIJA SPAHO

Selma Spaho
ADVOKATSKA KANCELARIJA SPAHO

Bojana Tkaličić-Džulić
LAWYERS OFFICE TKALCIC-DULIC,
PREBANIC, RIZVIC & JUSUFBASIC-
GOLOMAN

Ivana Vragovic
KARANOVIĆ & NIKOLIĆ LAW OFFICE

Edin Zametica
DERK (STATE ELECTRICITY REGULATORY
COMMISSION)

BOTSWANA

David Aniku
MINISTRY OF ENVIRONMENT, WILDLIFE
AND TOURISM

Tawana Bodohla
CHIBANDA, MAKGALEMELE & CO.

Jeffrey Bookbinder
BOOKBINDER BUSINESS LAW

John Carr-Hartley
ARMSTRONGS ATTORNEYS

Andrew Chifedi
HOYA REMOVALS & FREIGHT

Guri Dobo
DOBSON AND COMPANY, CERTIFIED
PUBLIC ACCOUNTANTS

Tatenda Dumba
ARMSTRONGS ATTORNEYS

Edward W. Fasholé-Luke II
LUKE & ASSOCIATES

Noreen Jere
CHIBANDA, MAKGALEMELE & CO.

Victor Jimere
INEX ELECTRICAL CONTRACTORS

Akheel Jinabhai
AKHEEL JINABHAI & ASSOCIATES

Julius Mwaniki Kanja
CHIBANDA, MAKGALEMELE & CO.

Laurence Khupe
COLLINS NEWMAN & CO.

David Lawrence
SHARPS ELECTRICAL (PTY) LTD.

Bokani Machinya
COLLINS NEWMAN & CO.

Godfrey Madanha
CHOCCHOLOZA BUILDING CONSTRUCTION
PTY. LTD.

Mogabagaba Mailula
COLLINS NEWMAN & CO.

Mercia Bonzo Makgalemele
CHIBANDA, MAKGALEMELE & CO.

Paul Masena
REGISTRAR OF COMPANIES AND
INTELLECTUAL PROPERTY

Mark Mckee
ARMSTRONGS ATTORNEYS

Finola McMahon
OSEI-OFEI SWABI & CO.

Neo Thelma Moatlhodi

Abel Walter Modimo
MODIMO & ASSOCIATES

Mmatshipi Motsepe
MANICA AFRICA PTY. LTD.

Leonard Muza
KPMG

Olivia Muzvidziwa
KPMG

Buhle Ncube
LAWYER

Godfrey N. Nthomiwa
ADMINISTRATION OF JUSTICE – HIGH
COURT OF BOTSWANA

Kwadwo Osei-Ofei
OSEI-OFEI SWABI & CO.

Chabo Peo
BOOKBINDER BUSINESS LAW

Butler Phirie
PwC BOTSWANA

Caroline Polder
COLLINS NEWMAN & CO.

Samuel Rathedi
MINISTRY OF ENVIRONMENT, WILDLIFE
AND TOURISM

Claudio Rossi
SHARPS ELECTRICAL (PTY) LTD.

Brent Rouse
ELLIOTT MOBILITY

Portia Segomelo
MINISTRY OF ENVIRONMENT, WILDLIFE
AND TOURISM

Moemedi J. Tafa
ARMSTRONGS ATTORNEYS

Frederick Webb
ARMSTRONGS ATTORNEYS

Nilusha Weeraratne
PwC BOTSWANA

Sipho Ziga
ARMSTRONGS ATTORNEYS

BRAZIL

BIOREX EXPORT IMPORT LTDA

EXPERTNESS BRAZIL FREIGHT
FORWARDING & CONSULTING LTDA.

Marina Agueda
DE LUCA, DERENUSSON, SCHUTTOFF E
AZEVEDO ADVOGADOS

Antônio Aires
DEMAREST E ALMEIDA ADVOGADOS

Ana Beatriz Almeida Lobo
DEMAREST E ALMEIDA ADVOGADOS

Kleber Altale
MACHADO MEYER SENDACZ E OPICE
ADVOGADOS

Lúcia Aragão
VEIRANO ADVOGADOS

Mariana Aranha
MACHADO MEYER SENDACZ E OPICE
ADVOGADOS

Pedro Vitor Araujo da Costa
VITOR COSTA ADVOGADOS

Bruna Argento
MACHADO MEYER SENDACZ E OPICE
ADVOGADOS

Leonardo Ricardo Arvate
Alvares
SOUZA, CESCON, BARRIEU & FLESCH
ADVOGADOS

Leonardo Azevedo
RAYES & FAGUNDES ADVOGADOS

Bruno Balducci
PINHEIRO NETO ADVOGADOS

Sarah Barbassa
SOUZA, CESCON, BARRIEU & FLESCH
ADVOGADOS

Júlio Henrique Batista
GUERRA E BATISTA ADVOGADOS

Gilberto Belleza
Camila Biral
DEMAREST E ALMEIDA ADVOGADOS

Adriano Borges
DE VIVO, WHITAKER, CASTRO E
GONÇALVES ADVOGADOS

Vanessa Boulos
RAYES & FAGUNDES ADVOGADOS

Alexandre Brack
ODEBRECHT PROPERTIES

Carlos Braga
SOUZA, CESCON, BARRIEU & FLESCH
ADVOGADOS

Daniilo Breve
SOUZA, CESCON, BARRIEU & FLESCH
ADVOGADOS

Frederico Buosi
VELLA PUGLIESE BUOSI GUIDONI

Érika Carvalho
SOUZA, CESCON, BARRIEU & FLESCH
ADVOGADOS

Paulo Carvalho
PP&C

Ramon Castilho
SOUZA, CESCON, BARRIEU & FLESCH
ADVOGADOS

Veridiana Celestino
VEIRANO ADVOGADOS

Eduardo Chaves
RAYES & FAGUNDES ADVOGADOS

Isabela Coelho
SOUZA, CESCON, BARRIEU & FLESCH
ADVOGADOS

Ricardo E. Vieira Coelho
PINHEIRO NETO ADVOGADOS

Vivian Coelho dos Santos Breder
ULHÔA CANTO, REZENDE E GUERRA-
ADVOGADOS

Jarbas Contin
PwC BRAZIL

Adriana Correa
SOUZA, CESCON, BARRIEU & FLESCH
ADVOGADOS

Bruno Henrique Coutinho de
Aguar
RAYES & FAGUNDES ADVOGADOS

Gisela da Silva Freire
PORTO ADVOGADOS

Adriana Daiuto
DEMAREST E ALMEIDA ADVOGADOS

João Luis Ribeiro de Almeida
DEMAREST E ALMEIDA ADVOGADOS

Rafael De Conti
DE CONTI LAW OFFICE

João Claudio De Luca Junior
DE LUCA, DERENUSSON, SCHUTTOFF E
AZEVEDO ADVOGADOS

Beatriz Gross Bueno de Moraes
Visnevski
DE VIVO, WHITAKER, CASTRO E
GONÇALVES ADVOGADOS

Márlia de Paula
DE VIVO, WHITAKER, CASTRO E
GONÇALVES ADVOGADOS

Nádia Demoliner Lacerda da
Silva
MUNDIE E ADVOGADOS

Eduardo Depassier
LOESER E PORTELA ADVOGADOS

Bruno Balducci
PINHEIRO NETO ADVOGADOS

Sarah Barbassa
SOUZA, CESCON, BARRIEU & FLESCH
ADVOGADOS

Júlio Henrique Batista
GUERRA E BATISTA ADVOGADOS

Gilberto Belleza
Camila Biral
DEMAREST E ALMEIDA ADVOGADOS

Adriano Borges
DE VIVO, WHITAKER, CASTRO E
GONÇALVES ADVOGADOS

Vanessa Boulos
RAYES & FAGUNDES ADVOGADOS

Alexandre Brack
ODEBRECHT PROPERTIES

Carlos Braga
SOUZA, CESCON, BARRIEU & FLESCH
ADVOGADOS

Daniilo Breve
SOUZA, CESCON, BARRIEU & FLESCH
ADVOGADOS

João Henrique Brum
DOMINGOS E PINHO CONTADORES

Frederico Buosi
VELLA PUGLIESE BUOSI GUIDONI

Érika Carvalho
SOUZA, CESCON, BARRIEU & FLESCH
ADVOGADOS

Paulo Carvalho
PP&C

Ramon Castilho
SOUZA, CESCON, BARRIEU & FLESCH
ADVOGADOS

Veridiana Celestino
VEIRANO ADVOGADOS

Eduardo Chaves
RAYES & FAGUNDES ADVOGADOS

Isabela Coelho
SOUZA, CESCON, BARRIEU & FLESCH
ADVOGADOS

Ricardo E. Vieira Coelho
PINHEIRO NETO ADVOGADOS

Vivian Coelho dos Santos Breder
ULHÔA CANTO, REZENDE E GUERRA-
ADVOGADOS

Jarbas Contin
PwC BRAZIL

Adriana Correa
SOUZA, CESCON, BARRIEU & FLESCH
ADVOGADOS

Bruno Henrique Coutinho de
Aguar
RAYES & FAGUNDES ADVOGADOS

Gisela da Silva Freire
PORTO ADVOGADOS

Adriana Daiuto
DEMAREST E ALMEIDA ADVOGADOS

João Luis Ribeiro de Almeida
DEMAREST E ALMEIDA ADVOGADOS

Rafael De Conti
DE CONTI LAW OFFICE

João Claudio De Luca Junior
DE LUCA, DERENUSSON, SCHUTTOFF E
AZEVEDO ADVOGADOS

Beatriz Gross Bueno de Moraes
Visnevski
DE VIVO, WHITAKER, CASTRO E
GONÇALVES ADVOGADOS

Márlia de Paula
DE VIVO, WHITAKER, CASTRO E
GONÇALVES ADVOGADOS

Nádia Demoliner Lacerda da
Silva
MUNDIE E ADVOGADOS

Eduardo Depassier
LOESER E PORTELA ADVOGADOS

Valter Deperon
PwC BRAZIL

Claudia Derenusson Riedel
DE LUCA, DERENUSSON, SCHUTTOFF E
AZEVEDO ADVOGADOS

José Ricardo dos Santos Luz
Júnior
DUARTE GARCIA, CASELLI GUIMARÃES E
TERRA ADVOGADOS

Andre Drighetti
LAZZARINI MORETTI E MORAES
ADVOGADOS

Brigida Melo e Cruz Gama Filho
PINHEIRO NETO ADVOGADOS

Ingrid E.T. Schwarz de
Mendonça
NORONHA ADVOGADOS

João Paulo F.A. Fagundes
RAYES & FAGUNDES ADVOGADOS

Beatriz Felitte
SOUZA, CESCON, BARRIEU & FLESCH
ADVOGADOS

Iara Fergolia Gomes Dias
MACHADO MEYER SENDACZ E OPICE
ADVOGADOS

Alexander Fernandes de
Andrade
DUARTE GARCIA, CASELLI GUIMARÃES E
TERRA ADVOGADOS

Isabelle Ferrarini Bueno
VEIRANO ADVOGADOS

Gláucia Ferreira
DEMAREST E ALMEIDA ADVOGADOS

Marília Ferreira de Miranda
OFICIAL DE REGISTRO CIVIL DAS
PESSOAS NATURAIS E DE INTERDIÇÕES
E TUTELAS DA SEDE DA COMARCA DE
BROTAS-SP

José Fidalgo
DE LUCA, DERENUSSON, SCHUTTOFF E
AZEVEDO ADVOGADOS

Clarissa Figueiredo
MACHADO MEYER SENDACZ E OPICE
ADVOGADOS

Rafael Figueiredo
SOUZA, CESCON, BARRIEU & FLESCH
ADVOGADOS

Guilherme Filardi
DE LUCA, DERENUSSON, SCHUTTOFF E
AZEVEDO ADVOGADOS

Silvia Fiszman
MACHADO MEYER SENDACZ E OPICE
ADVOGADOS

Paulo Roberto Fogaroli Filho
DUARTE GARCIA, CASELLI GUIMARÃES E
TERRA ADVOGADOS

Fernanda Frezarin
MUNDIE E ADVOGADOS

Rafael Frota
VITOR COSTA ADVOGADOS

Henrique Funk Lo Sardo
LAZZARINI MORETTI E MORAES
ADVOGADOS

Renato G.R. Maggio
MACHADO MEYER SENDACZ E OPICE
ADVOGADOS

Rafael Gagliardi
DEMAREST E ALMEIDA ADVOGADOS

Thiago Giantomassi Medeiros
DEMAREST E ALMEIDA ADVOGADOS

Rodrigo Gomes Maia
NORONHA ADVOGADOS

Diógenes Gonçalves
PINHEIRO NETO ADVOGADOS

Eduardo Ferraz Guerra
GUERRA E BATISTA ADVOGADOS

Enrique Hadad
LOESER E PORTELA ADVOGADOS

Valter Deperon
PwC BRAZIL

Claudia Derenusson Riedel
DE LUCA, DERENUSSON, SCHUTTOFF E
AZEVEDO ADVOGADOS

José Ricardo dos Santos Luz
Júnior
DUARTE GARCIA, CASELLI GUIMARÃES E
TERRA ADVOGADOS

Andre Drighetti
LAZZARINI MORETTI E MORAES
ADVOGADOS

Brigida Melo e Cruz Gama Filho
PINHEIRO NETO ADVOGADOS

Ingrid E.T. Schwarz de
Mendonça
NORONHA ADVOGADOS

João Paulo F.A. Fagundes
RAYES & FAGUNDES ADVOGADOS

Beatriz Felitte
SOUZA, CESCON, BARRIEU & FLESCH
ADVOGADOS

Iara Fergolia Gomes Dias
MACHADO MEYER SENDACZ E OPICE
ADVOGADOS

Alexander Fernandes de
Andrade
DUARTE GARCIA, CASELLI GUIMARÃES E
TERRA ADVOGADOS

Isabelle Ferrarini Bueno
VEIRANO ADVOGADOS

Gláucia Ferreira
DEMAREST E ALMEIDA ADVOGADOS

Marília Ferreira de Miranda
OFICIAL DE REGISTRO CIVIL DAS
PESSOAS NATURAIS E DE INTERDIÇÕES
E TUTELAS DA SEDE DA COMARCA DE
BROTAS-SP

José Fidalgo
DE LUCA, DERENUSSON, SCHUTTOFF E
AZEVEDO ADVOGADOS

Clarissa Figueiredo
MACHADO MEYER SENDACZ E OPICE
ADVOGADOS

Rafael Figueiredo
SOUZA, CESCON, BARRIEU & FLESCH
ADVOGADOS

Guilherme Filardi
DE LUCA, DERENUSSON, SCHUTTOFF E
AZEVEDO ADVOGADOS

Silvia Fiszman
MACHADO MEYER SENDACZ E OPICE
ADVOGADOS

Paulo Roberto Fogaroli Filho
DUARTE GARCIA, CASELLI GUIMARÃES E
TERRA ADVOGADOS

Fernanda Frezarin
MUNDIE E ADVOGADOS

Rafael Frota
VITOR COSTA ADVOGADOS

Henrique Funk Lo Sardo
LAZZARINI MORETTI E MORAES
ADVOGADOS

Renato G.R. Maggio
MACHADO MEYER SENDACZ E OPICE
ADVOGADOS

Rafael Gagliardi
DEMAREST E ALMEIDA ADVOGADOS

Thiago Giantomassi Medeiros
DEMAREST E ALMEIDA ADVOGADOS

Rodrigo Gomes Maia
NORONHA ADVOGADOS

Diógenes Gonçalves
PINHEIRO NETO ADVOGADOS

Eduardo Ferraz Guerra
GUERRA E BATISTA ADVOGADOS

Enrique Hadad
LOESER E PORTELA ADVOGADOS

André Hernandes
SOUZA, CESCON, BARRIEU & FLESCH
ADVOGADOS

Ricardo Higashitani
KLA-KOURY LOPES ADVOGADOS

Carlos Alberto Iacia
PwC BRAZIL

Marcelo Inglez de Souza
DEMAREST E ALMEIDA ADVOGADOS

Rogério Jorge
AES ELETROPAULO

Gabriela Kriek
SOUZA, CESCON, BARRIEU & FLESCH
ADVOGADOS

Everaldo Lacerda
CARTORIO MARITIMO

Thomás Lampster
PINHEIRO NETO ADVOGADOS

Rodrigo Lara
RAYES & FAGUNDES ADVOGADOS

Juliano Lazzarini Moretti
LAZZARINI MORETTI E MORAES
ADVOGADOS

José Augusto Leal
CASTRO, BARROS, SOBRAL, GOMES
ADVOGADOS

Alexandre Leite
SOUZA, CESCON, BARRIEU & FLESCH
ADVOGADOS

Maurício Lobo de Athayde
CAMPOS MELLO ADVOGADOS

Fernando Loeser
LOESER E PORTELA ADVOGADOS

Ricardo Loureiro
SERASA S.A.

Eduardo Luise Gonzalez
Bronzatti
PINHEIRO GUIMARÃES ADVOGADOS

Marina Maccabelli
DEMAREST E ALMEIDA ADVOGADOS

Camila Mansur
LAZZARINI MORETTI E MORAES
ADVOGADOS

Gláucia Mara Coelho
MACHADO MEYER SENDACZ E OPICE
ADVOGADOS

Deborah Marques
SOUZA, CESCON, BARRIEU & FLESCH
ADVOGADOS

Laura Massetto Meyer
PINHEIRO GUIMARÃES ADVOGADOS

Eduardo Augusto Mattar
PINHEIRO GUIMARÃES ADVOGADOS

Aloysio Meirelles de Miranda
ULHÔA CANTO, REZENDE E GUERRA-
ADVOGADOS

Marianne Mendes Webber
SOUZA, CESCON, BARRIEU & FLESCH
ADVOGADOS

Renata Moreira Lima
LAZZARINI MORETTI E MORAES
ADVOGADOS

Diogo Nebias
SOUZA, CESCON, BARRIEU & FLESCH
ADVOGADOS

Jorge Nembr
LEITE, TOSTO E BARROS

Walter Nimir
DE VIVO, WHITAKER, CASTRO E
GONÇALVES ADVOGADOS

Michael O'Connor
GUERRA E BATISTA ADVOGADOS

Daniel Oliveira
SOUZA, CESCON, BARRIEU & FLESCH
ADVOGADOS

Evany Oliveira
PwC BRAZIL

João Otávio Pinheiro Olivério
DLA PIPER US LLP

Eduardo Ono Terashima
DEMAREST E ALMEIDA ADVOGADOS

Andréa Oricchio Kirsh
CUNHA ORICCHIO RICCA LOPES
ADVOGADOS

Gyedre Palma Carneiro de
Oliveira
SOUZA, CESCON, BARRIEU & FLESCH
ADVOGADOS

Franco Parente
SOUZA, CESCON, BARRIEU & FLESCH
ADVOGADOS

Rogério Rabelo Peixoto
BANCO CENTRAL DO BRASIL

Luciana Pereira Costa
ULHÔA CANTO, REZENDE E GUERRA-
ADVOGADOS

Luanda Pinto Backheuser
DE LUCA, DERENUSSON, SCHUTTOFF E
AZEVEDO ADVOGADOS

Antonio Claudio Pinto da
Fonseca
CONSTRUTORA MG LTDA.

Raphael Polito
RAYES & FAGUNDES ADVOGADOS

Durval Portela
LOESER E PORTELA ADVOGADOS

José Ribeiro do Prado Junior
MACHADO MEYER SENDACZ E OPICE
ADVOGADOS

Aline Prado Silva
DE CONTI LAW OFFICE

Daniela Prieto
VEIRANO ADVOGADOS

Dário Rabay
SOUZA, CESCON, BARRIEU & FLESCH
ADVOGADOS

Ronaldo Rayes
RAYES & FAGUNDES ADVOGADOS

Andreza Ribeiro
SOUZA, CESCON, BARRIEU & FLESCH
ADVOGADOS

Eliane Ribeiro Gago
DUARTE GARCIA, CASELLI GUIMARÃES E
TERRA ADVOGADOS

Laura Ribeiro Vissotto
1ª CARTÓRIO DE NOTAS DE SÃO JOSÉ
DOS CAMPOS

Thiago Rodovalho
LAWYER

Mariana Rodrigues
SOUZA, CESCON, BARRIEU & FLESCH
ADVOGADOS

Viviane Rodrigues
SOUZA, CESCON, BARRIEU & FLESCH
ADVOGADOS

Ana Carolina Rua Rodriguez
Rochedo
NORONHA ADVOGADOS

Cezar Roedel
HALLEY DO BRASIL

Lia Roston
RAYES & FAGUNDES ADVOGADOS

Luis Augusto Roux Azevedo
DE LUCA, DERENUSSON, SCHUTTOFF E
AZEVEDO ADVOGADOS

Marcelo Saciotto
RAYES & FAGUNDES ADVOGADOS

José Samurá Saiani
MACHADO MEYER SENDACZ E OPICE
ADVOGADOS

Anelise Maria Jircik Sasson
AES ELETROPÁULO

Sabine Schuttoff
DE LUCA, DERENUSSON, SCHUTTOFF E
AZEVEDO ADVOGADOS

Gabriel Seijo
SOUZA, CESCON, BARRIEU & FLESCH
ADVOGADOS

Sydney Simonaggio
AES ELETROPÁULO

Beatriz Souza
SOUZA, CESCON, BARRIEU & FLESCH
ADVOGADOS

Walter Stuber
WALTER STUBER CONSULTORIA
JURÍDICA

Rodrigo Takano
MACHADO MEYER SENDACZ E OPICE
ADVOGADOS

Milena Tesser
RAYES & FAGUNDES ADVOGADOS

Marcos Tiraboschi
DE LUCA, DERENUSSON, SCHUTTOFF E
AZEVEDO ADVOGADOS

Priscila Trevisan
RAYES & FAGUNDES ADVOGADOS

Gisele Trindade
VELLA PUGLIESE BUOSI GUIDONI

Oswaldo Cesar Trunci de
Oliveira
MACHADO MEYER SENDACZ E OPICE
ADVOGADOS

Suslei Tufaniuk
AES ELETROPÁULO

Luciana Macedo V.G. da Silva
SOUZA, CESCON, BARRIEU & FLESCH
ADVOGADOS

Ana Luísa Valentim Pereira
NORONHA ADVOGADOS

Juliana Vasconcelos
APEXBRASIL

Ronaldo C. Veirano
VEIRANO ADVOGADOS

Rafael Vitelli Depieri
1ª CARTÓRIO DE NOTAS DE SÃO JOSÉ
DOS CAMPOS

Karina Vlahos
DE LUCA, DERENUSSON, SCHUTTOFF E
AZEVEDO ADVOGADOS

Eduardo Guimarães Wanderley
VEIRANO ADVOGADOS

Leticia Wanderley
DEMAREST E ALMEIDA ADVOGADOS

Thiago Wscieklica
SOUZA, CESCON, BARRIEU & FLESCH
ADVOGADOS

Karin Yamauti Hatanaka
SOUZA, CESCON, BARRIEU & FLESCH
ADVOGADOS

Carolina Zanolo
MACHADO MEYER SENDACZ E OPICE
ADVOGADOS

Alessandra Zequi Salybe de
Moura
SOUZA, CESCON, BARRIEU & FLESCH
ADVOGADOS

BRUNEI DARUSSALAM

DEPARTMENT OF ELECTRICAL SERVICES

ERNST & YOUNG

Jonathan Cheok
CHEOK ADVOCATES & SOLICITORS

Robin Cheok
CHEOK ADVOCATES & SOLICITORS

Danny Chua
BRUNEI TRANSPORTING COMPANY

Roaizan Johari
AUTORITI MONETARI BRUNEI
DARUSSALAM

Zuleana Kassim
LEE CORPORATEHOUSE ASSOCIATES

Cynthia Kong
WIDDOWS KONG & ASSOCIATES

Kin Chee Lee
LEE CORPORATEHOUSE ASSOCIATES

Lennon Lee
PwC SINGAPORE

Christina Lim
CHEOK ADVOCATES & SOLICITORS

Kelvin Lim
RIDZLAN LIM ADVOCATES & SOLICITORS

Colin Ong
DR. COLIN ONG LEGAL SERVICES

Martin Sinnung Jr.
BRUNEI TRANSPORTING COMPANY

Karthigeyan Srinivasan
AUTORITI MONETARI BRUNEI
DARUSSALAM

Shazali Sulaiman
KPMG

Ting Tiu Pheng
ARKITEK TING

Cecilia Wong
TRICOR (B) SDN BHD

BULGARIA

Svetlin Adrianov
PENKOV, MARKOV & PARTNERS

Ekaterina Aleksova
PwC BULGARIA

Anton Andreev
SCHOENHERR

Stefan Angelov
V CONSULTING BULGARIA

Rusalena Angelova
DJINGOV, GOUGINSKI, KYUTCHUKOV
& VELICHKOV

Ganka Belcheva
BELCHEVA & KARADJOVA LLP

Ilian Beslemeshki
GEOGIEV, TODOROV & Co.

Plamen Borissov
BORISSOV & PARTNERS

Christopher Christov
PENEV LLP

Maria Danailova
DANAILOVA, TODOROV AND PARTNERS
LAW FIRM

Kostadinka Deleva
GUGUSHEV & PARTNERS

George Dimitrov
DIMITROV, PETROV & Co.

Alexandra Doytchinova
SCHOENHERR

Silvia Dulevska
BULGARIAN NATIONAL BANK

Ivo Emanuilov
PENEV LLP

Tereza Enicharova
DOBREV, KINKIN & LYUTSKANOV

Spas Georgiev
VIBO 71 LTD.

Iva Georgieva
TSVETKOVA, BEBOV AND PARTNERS

Dimitar Gochev
DANAILOVA, TODOROV AND PARTNERS
LAW FIRM

Ralitsa Gougleva
DJINGOV, GOUGINSKI, KYUTCHUKOV
& VELICHKOV

Kristina Gouneva
DOBREV, KINKIN & LYUTSKANOV

Katerina Gramatikova
DOBREV, KINKIN & LYUTSKANOV

Mariya Grigorova
DINOVA RUSEV & PARTNERS

Stefan Gugushev
GUGUSHEV & PARTNERS

Ivan Gyurovski
CEZ DISTRIBUTION BULGARIA AD,
MEMBER OF CEZ GROUP

Tatyana Hristova
LEGALEX LAW OFFICE

Velyana Hristova
PENKOV, MARKOV & PARTNERS

Iliya Iliev
PRIMORSKA AUDIT COMPANY
- MEMBER OF RUSSELL BEDFORD
INTERNATIONAL

Ginka Iskrova
PwC BULGARIA

Vesela Kabahtlyska
DINOVA RUSEV & PARTNERS

Angel Kalaidjiev
KALAJDIEV & GEORGIEV

Yavor Kambourov
KAMBOUROV & PARTNERS

Mina Kapsazova
PwC BULGARIA

Rositsa Kebedjeva
PENKOV, MARKOV & PARTNERS

Hristina Kirilova
KAMBOUROV & PARTNERS

Donko Kolev
RAIFFEISEN REAL ESTATE LTD.

Nikolay Kolev
BOYANOV & Co.

Ilya Komarevski
TSVETKOVA, BEBOV AND PARTNERS

Tsvetan Krumov
SCHOENHERR

Stephan Kyutchkov
DJINGOV, GOUGINSKI, KYUTCHUKOV
& VELICHKOV

Dessislava Lukarova
ARSOV NATCHEV GANEVA

Jordan Manahilov
BULGARIAN NATIONAL BANK

Iliyana Mavrodieva
KALAJDIEV & GEORGIEV

Dimitrinka Metodieva
GUGUSHEV & PARTNERS

Slavi Mikinski
LEGALEX LAW OFFICE

Blagomir Minov
TSVETKOVA, BEBOV AND PARTNERS

Tsvetoslav Mitev
GEOGIEV, TODOROV & Co.

Vladimir Natchev
ARSOV NATCHEV GANEVA

Yordan Naydenov
BOYANOV & Co.

Maria Pashalieva
PENKOV, MARKOV & PARTNERS

Lilia Pencheva
EXPERIAN BULGARIA EAD

Sergey Penev
PENEV LLP

Daniela Petkova
DOBREV, KINKIN & LYUTSKANOV

Irena Petkova
KAMBOUROV & PARTNERS

Gergana Popova
GEOGIEV, TODOROV & Co.

Nikolav Radev
DOBREV, KINKIN & LYUTSKANOV

Stefan Radev
MULTIBRANDS

Konstantin Rizov
GYUROV & RIZOV LAW OFFICE

Milen Rusev
DINOVA RUSEV & PARTNERS

Svetoslav Shterev
VIRTUS

Elizabeth Sidi
PwC BULGARIA

Julian Spassov
McGREGOR & PARTNERS

Krum Stanchev

Mihail Stankov
DOBREV, KINKIN & LYUTSKANOV

Konstantin Stoyanov
GUGUSHEV & PARTNERS

Roman Stoyanov
PENKOV, MARKOV & PARTNERS

Margarita Stoyanova
KAMBOUROV & PARTNERS

Vessela Tcherneva-Yankova
V CONSULTING BULGARIA

Yordan Terziev
ARSOV NATCHEV GANEVA

Aleksandrina Terziyska
GUGUSHEV & PARTNERS

Kaloyan Todorov
DANAILOVA, TODOROV AND PARTNERS
LAW FIRM

Svilen Todorov
TODOROV & DOYKOVA LAW FIRM

Todor Todorov
TOVETON

Georgi Tzvetkov
DJINGOV, GOUGINSKI, KYUTCHUKOV
& VELICHKOV

Rossitsa Valeva
PwC BULGARIA

Miroslav Varnaliev
UNIMASTERS LOGISTICS PLC.

Katya Yurukova
PENKOV, MARKOV & PARTNERS

Daniela Zandova
ATREND EOOD

BURKINA FASO

BOLLORÉ AFRICA LOGISTICS

Pierre Abadie
CABINET PIERRE ABADIE

Symphorian Agbessadj
BCEAO

Ahmadou Al Aminou Lo
BCEAO

Seydou Balama
ETUDE MAÎTRE BALAMA SEYDOU

Babou Bayili
LABORATOIRE NATIONAL DU BÂTIMENT
ET DES TRAVAUX PUBLICS (LNBT)

BURKINA FASO

Aimé Bonkoungou
SONABEL

Serge Damiba
ARCHI CONSULT

Denis Dawende
OFFICE NOTARIAL ME JEAN CÉLESTIN
ZOURE

Seydou Diarra
Jean Claude Gnamien
PwC CÔTE D'IVOIRE

Karim Iboudo
CEFAC

Olé Alain Kam
DEMBS ASSOCIATES SARL

Césaire Kambou
CABINET D'ARCHITECTURE AGORA

Issaka Kargougou
MAISON DE L'ENTREPRISE DU BURKINA FASO

Gilbert Kibtonré
CEFAC

Alain Gilbert Koala
ORDRE DES ARCHITECTES DU BURKINA

Frédéric O. Lompo
ETUDE MAÎTRE LOMPO

Adeline Messou
PwC CÔTE D'IVOIRE

Emmanuella Moulod
PwC CÔTE D'IVOIRE

Hamadé Ouedraogo
BÂTIR S.A.R.L.

Oumarou Ouedraogo
CABINET OUEDRAOGO

Roger Omer Ouédraogo
ASSOCIATION PROFESSIONNELLE DES TRANSAIRES & COMMISSIONNAIRES EN DOUANE AGRÉES

Alain Serge Paré
CABINET YAGUIBOU & YANOGO

Linda Rakotonavalona
CABINET JOHN W. FROOKS & Co.

Bénéwéné S. Sankara
CABINET MAÎTRE SANKARA

Hermann Lambert Sanon
GROUPE HAGE

Moussa Ousmane Sawadogo
DIRECTION GÉNÉRALE DES IMPÔTS

Abdoul Aziz Son
CABINET PIERRE ABADIE

Dominique Taty
PwC CÔTE D'IVOIRE

Antoine Traore
BCEAO

Moussa Traore
DIRECTION GÉNÉRALE DES IMPÔTS

Moussa Traore
MAISON DE L'ENTREPRISE DU BURKINA FASO

Fousséni Traoré
PwC CÔTE D'IVOIRE

Yacouba Traoré
COMMUNE DE OUAGADOUGOU

Bouba Yaguibou
SCPA YAGUIBOU & YANOGO

Emmanuel Yehouessi
BCEAO

Dieudonne Zongo
NAVITRANS

BURUNDI

Joseph Bahizi
BANQUE DE LA RÉPUBLIQUE DU BURUNDI

Cyprien Bigirimana
TRIBUNAL DE GRANDE INSTANCE DE GITEGA

Adolphe Birehanisenge
AGENCE DE PROMOTION DES INVESTISSEMENTS

Ida Djuma
RUBEYA & Co - ADVOCATES

Jean Bosco Habumuremyi
GUICHET UNIQUE DE BURUNDI

Nahimana Ildephonse
BANQUE DE LA RÉPUBLIQUE DU BURUNDI

René-Claude Madebari
ENSAFRICA BURUNDI LIMITED

Stanislas Makoroka
UNIVERSITÉ DU BURUNDI

Kelly Mategeko
LE GÉNIE CIVIL SPRL

Anatole Miburo
CABINET ANATOLE MIBURO

Patrick Ndayishimiye
Albert Ndereyimana
GETRA

Gregoire Nduwimana
SDV LOGISTICS

Claver Nigarura
RUBEYA & Co - ADVOCATES

Lambert Nigarura
MKONO & Co ADVOCATES

Charles Nihangaza
Alice Nijimbere
MKONO & Co ADVOCATES

Gustave Nijimbere
MKONO & Co ADVOCATES

Consolate Ningarukiye
RUBEYA & Co - ADVOCATES

Jean-Marie Niyubahwe
SÉNAT DU BURUNDI

Amissi Ntangibingura
GUICHET UNIQUE DE BURUNDI

Jocelyne Ntibangana
CABINET DE MAÎTRE NTRIBANGANA

Antoine Ntisingana
SODETRA LTD.

Happy Hervé Ntwari
MKONO & Co ADVOCATES

François Nyamoya
AVOCAT À LA COUR

Gilbert L.P. Nyatanyi
ENSAFRICA BURUNDI LIMITED

Déogratias Nzemba
AVOCAT À LA COUR

Prosper Ringuyenzeza
LE GÉNIE CIVIL SPRL

Willy Rubeya
RUBEYA & Co - ADVOCATES

Thierry Rujerwaka
LABORATOIRE NATIONAL DU BÂTIMENT ET DES TRAVAUX PUBLICS (LNBTP) BURUNDI

Isaac Rwankineza
ENTREPRISE BTCE

Fabien Segatwa
ETUDE ME SEGATWA

Martin Sindabizera
Audace Sunzu
REGIDESO

CAMBODIA

GORDON & ASSOCIATES
LINEHAUL EXPRESS (CAMBODIA) Co., LTD.

MORISON KAK & ASSOCIÉS
RED FURNESSE Co LTD

SOK & HENG
TROI S (CAMBODGE) LOGISTICS SOLUTION

Maya Ballard-Downs
DFDL MEKONG (CAMBODIA) Co., LTD.

Vincent Martin Bidez
HBS LAW

Chanmalise Bun
PwC CAMBODIA

Phanin Cheam
MUNICIPALITY OF PHNOM PENH BUREAU OF URBAN AFFAIRS

Rithy Chey
BNG LEGAL

Oknha Seng Chhay Our
SENG ENTERPRISES Co., LTD

Chea Chhaynora
HBS LAW

Piseth Chun
ELECTRICITÉ DU CAMBODGE (EDC)

Susanna Coghlan
AAA CAMBODIA LTD.

Chea Dina
BUN & ASSOCIATES

Antoine Fontaine
BUN & ASSOCIATES

Bradley J. Gordon
GORDON & ASSOCIATES

Hour Naryth Hem
BNG LEGAL

Phalla Im
CBD PARTNER & CONSULTANCY

Proseth Ing
ELECTRICITÉ DU CAMBODGE (EDC)

Sophealeak Ing
BUN & ASSOCIATES

Sira Intarakumthornchai
PwC CAMBODIA

Visal Iv
ELECTRICITÉ DU CAMBODGE (EDC)

Chhorpornpisey Keo
ACLEDA BANK PLC.

Ke Kimsoeun
ACLEDA BANK PLC.

Chan Kosal
ACLEDA BANK PLC.

Alex Larkin
DFDL MEKONG (CAMBODIA) Co., LTD.

Sopovirichny Ly
ARBITRATION COUNCIL FOUNDATION

Y Manou
BNG LEGAL

Peter Mewes
HBS LAW

Clint O'Connell
VDB LOI

Piseth Path
BNG LEGAL

Thea Pheng
BNG LEGAL

Sotheaphal Pho
BASSAC LAW OFFICE

Allen Prak
P&A ASIA LAW FIRM

Borapyn Py
DFDL MEKONG (CAMBODIA) Co., LTD.

Kry Rattanak
ROYAL ACADEMY FOR JUDICIAL PROFESSIONS

Matthew Rendall
SCIARONI & ASSOCIATES

Chhim Sam Ol
VINICK & ASSOCIATES

Samroul San
BNG LEGAL

Bun Huy Seng
P&A ASIA LAW FIRM

Sophea Sin
BNG LEGAL

Vannarith Siv
BNG LEGAL

Lor Sok
ARBITRATION COUNCIL FOUNDATION

Ponlok Sok
BNG LEGAL

Sum Sokhampou
ROYAL ACADEMY FOR JUDICIAL PROFESSIONS

Pheang Sokvirak
PwC CAMBODIA

Nop Sophea
ELECTRICITÉ DU CAMBODGE (EDC)

Vannaroth Sovann
BNG LEGAL

Phin Sovath
BUN & ASSOCIATES

Ousaphea Suos
ACLEDA BANK PLC.

Michael Tan
RAF INTERNATIONAL FORWARDING (CAMBODIA) INC.

Rathvisal Thara
BNG LEGAL

Heng Thy
PwC CAMBODIA

Janvibol Tip
TIP & PARTNERS

Seng Vantha
SENG ENTERPRISES Co., LTD

Garry Wood
CREDIT BUREAU (CAMBODIA) Co. LTD.

Bun Youdy
BUN & ASSOCIATES

Potim Yun
VDB LOI

Sophal Yun
ARBITRATION COUNCIL FOUNDATION

CAMEROON

Roland Abeng
THE ABENG LAW FIRM

Rosine Pauline Amboa
LEGAL POWER LAW FIRM

Abel Epse Piskopani Armelle Silvana
MOJUFISC MONDE JURIDIQUE ET FISCAL

Armand Atono
AES SONEL

Gilbert Awah Bongam
ACHU AND FON-NDIKUM LAW FIRM

Thomas Didier Remy
Batoumbouck
CADIRE

Pierre Bertin Simbafo
BICEC

Isidore Biyiha
GUICHET UNIQUE DES OPERATIONS DU COMMERCE EXTERIEUR-GIE

Hiol Bonheur
FIDUCIAIRE RATIO

Miafo Bonny Bonn
BONNY BONN ENTERPRISES

Anne Marie Diboundje Njocke
CABINET DIBOUNDJE NJOCKE & ASSOCIÉS

Paul Marie Djamen
MOBILE TELEPHONE NETWORKS CAMEROON (MTN)

Tognia Djanko
CABINET TOGNIA ET ASSOCIES

Aurélien Djengue Kotte
CABINET EKOBO

Joseph Djeuga
LAFARGE

Etienne Donfack
GIEA

Laurent Dongmo
JING & PARTNERS

Lucas Florent Essomba
CABINET ESSOMBA & ASSOCIÉS

Hyacinthe Clément Fansi
Ngamou
SCP NGASSAM NJIKE & ASSOCIES

Abdollahi Faouzi
GUICHET UNIQUE DES OPERATIONS DU COMMERCE EXTERIEUR-GIE

Oréol Marcel Fetue
NIMBA CONSEIL SARL

Isabelle Fomukong
CABINET D'AVOCATS FOMUKONG

Atsishi Fon Ndikum
ACHU AND FON-NDIKUM LAW FIRM

Georges Fopa
GIEA

Philippe Fouda Fouda
BEAC CAMEROON

Fankam Gaele Laure
FIDUCIAIRE RATIO

Bertrand Gieangnitchoke
GIEA

Nicaise Ibohn
THE ABENG LAW FIRM

Samuel Iyug Iyug
GROUPEMENT DES ENTREPRISES DE FRÊT ET MESSAGERIE DU CAMEROON (GEMFCAM)

Paul T. Jing
JING & PARTNERS

Serge Jokung
CABINET MAÎTRE MARIE ANDRÉE NGWE

Michel Kangmeni
CABINET AUDITEC-FOIRIER

Eugène Romeo Kengne Sikadi
NIMBA CONSEIL SARL

Julienne Kengue Piam
NIMBA CONSEIL SARL

Jean Aime Kounga
CABINET D'AVOCATS ABENG ROLAND

Merlin Arsene Kouogang
THE ABENG LAW FIRM

Jean Michel Mbocok Biumla
M&N LAW FIRM

Augustin Yves Mbocok Koked
CADIRE

Martial Mbongue Mpallawoh
LEGAL POWER LAW FIRM

Constantin Medou
CABINET MEDOU

Ivan Mélachéo
VANTURE CONSULTING

Patrick Menyeng Manga
THE ABENG LAW FIRM

Rémi Milol
GUICHET UNIQUE DES OPERATIONS DU COMMERCE EXTERIEUR-GIE

Jules Minamo
KARVAN FINANCE

A.D. Monkam
ETUDE DE NOTAIRE WO'ô

Laurence Idelette Mouafo
Djeutchou
SCP NGASSAM NJIKE & ASSOCIES

Marie Agathe Ndeme
CADIRE

André François Ndjami
GUICHET UNIQUE DES OPERATIONS DU COMMERCE EXTERIEUR-GIE

Marcelin Yoyo Ndoum
ETUDE DE NOTAIRE WO'ô

Simon Pierre Nemba
CABINET MAÎTRE MARIE ANDRÉE NGWE

Virgile Ngassam Njiké
SCP NGASSAM NJIKÉ & ASSOCIÉS

Dorothée Marie Ngo Yomb III
NIMBA CONSEIL SARL

Julius Ngu Tabe Achu
ACHU AND FON-NDIKUM LAW FIRM

Marie-Andrée Ngwe
CABINET MAÎTRE MARIE ANDRÉE NGWE

Moliki Nitua Tabot
LEGAL POWER LAW FIRM

Mosely Njebayi
CSE

Olivier Priso
VILLE DE DOUALA COMMUNAUTÉ
URBAINE DE DOUALA

Camille Razalison
CABINET JOHN W. FFOOKS & CO.

Willy Ndie Tadmri
LEGAL POWER LAW FIRM

Magloire Tchande
PRICEWATERHOUSECOOPERS TAX &
LEGAL SARL

Pierre Morgant Tchoukwa
CADIRE

Nadine Tinen Tchadgoum
PWC CAMEROUN

Tamfu Ngarka Tristel Richard
LEGAL POWER LAW FIRM

Eliane Yomsi
KARVAN FINANCE

Philippe Zouna
PWC CAMEROUN

CANADA

FIRST CANADIAN TITLE

OSLER, HOSKIN & HARCOURT LLP
TORONTO HYDRO

TORYS LLP

TRANSUNION CANADA

Jon A. Levin
FASKEN MARTINEAU DU MOULIN LLP

Bekhzod Abdurazzakov
BORDEN LADNER GERVAIS LLP

Saad Ahmad
BLAKES, CASSELS & GRAYDON LLP,
MEMBER OF LEX MUNDI

David Bish
TORYS LLP

Ann Boroah
TORONTO CITY HALL

Colin L. Campbell
SUPERIOR COURT OF JUSTICE OF
ONTARIO

Adrian Cochrane
BLAKES, CASSELS & GRAYDON LLP,
MEMBER OF LEX MUNDI

John Craig
HEENAN BLAIKIE LLP, MEMBER OF IUS
LABORIS

Ralph Cuervo-Lorens
BLANEY MCMURTRY, LLP

James Farley
MCCARTHY TETRAULT LLP

Isabelle Foley
CORPORATIONS CANADA

Paul Gasparatto
ONTARIO ENERGY BOARD

Jennifer Gaudet
BORDEN LADNER GERVAIS LLP

Anne Glover
BLAKES, CASSELS & GRAYDON LLP,
MEMBER OF LEX MUNDI

Pamela S. Hughes
BLAKES, CASSELS & GRAYDON LLP,
MEMBER OF LEX MUNDI

Simon Jason
KESTENBERG RABINOWICZ PARTNERS
LLP - MEMBER OF RUSSELL BEDFORD
INTERNATIONAL

Andrew Kent
MCMILLAN LLP

Gloria Kim
PWC CANADA

Joshua Kochath
COMAGE CONTAINER LINES

Christopher Kong
PWC CANADA

May Luong
BORDEN LADNER GERVAIS LLP

Alena Makavets
PWC CANADA

Terry McCann
MLG ENTERPRISES LTD.

William McCarthy
FIRST CANADIAN TITLE

Patricia Meehan
PWC CANADA

William Northcote
SHIBLEY RIGHTON LLP

Alfred Page
BORDEN LADNER GERVAIS LLP

Eric Paton
PWC CANADA

Nikita Poplavsky
BLAKES, CASSELS & GRAYDON LLP,
MEMBER OF LEX MUNDI

Andrew Robertson
BLAKES, CASSELS & GRAYDON LLP,
MEMBER OF LEX MUNDI

Tony Rodrigues
Gaynor Roger
SHIBLEY RIGHTON LLP

Paul Schabas
BLAKES, CASSELS & GRAYDON LLP,
MEMBER OF LEX MUNDI

Lincoln Schreiner
PWC CANADA

Adam Shipowick
BORDEN LADNER GERVAIS LLP

Shane Todd
HEENAN BLAIKIE LLP, MEMBER OF IUS
LABORIS

Sharon Vogel
BORDEN LADNER GERVAIS LLP

George Waggot
MCMILLAN LLP

Andrea White
SHIBLEY RIGHTON LLP

CAPE VERDE

BANCO CENTRAL DE CABO VERDE
EMPRESA DE ELECTRICIDADE E AGUA
(ELECTRA)

José Manuel Andrade
NÚCLEO OPERACIONAL DA SOCIEDADE
DE INFORMAÇÃO

Joana Andrade Correia
RAPOSO BERNARDO & ASSOCIADOS

Luisa Borges
SF&LB, SOCIEDADE DE ADVOGADOS, RL

Susana Caetano
PWC PORTUGAL

Vasco Carvalho Oliveira Ramos
ENGIC ENGENHEIROS ASSOCIADOS
LDA

Manuel de Pina
SAMP - SOCIEDADES DE ADVOGADOS

Jorge Lima Delgado Lopes
NÚCLEO OPERACIONAL DA SOCIEDADE
DE INFORMAÇÃO

Sofia Ferreira Enriquez
RAPOSO BERNARDO & ASSOCIADOS

Florentino Jorge Fonseca Jesus
ENGINEER

Solange Furtado Sanches
SF&LB, SOCIEDADE DE ADVOGADOS, RL

João Gomes
D. HOPFFER ALMADA & ASSOCIADOS

Joana Gomes Rosa
ADVOCACIA - CONSULTORIA

Teresa Livramento Monteiro
DUILCE LOPES, SOLANGE LISBOA RAMOS,
TERESA LIVRAMENTO MONTEIRO-
SOCIEDADE DE ADVOGADOS

Julio Martins Junior
RAPOSO BERNARDO & ASSOCIADOS

João Pereira
FPS

Arlindo Pereira Tavares
ARLINDO TAVARES ADVOGADOS

Rita Ramos
LAND REGISTRY

Nelson Raposo Bernardo
RAPOSO BERNARDO & ASSOCIADOS

José Rui de Sena
AGÊNCIA DE DESPACHO ADUANEIRO
FERREIRA E SENA LDA

Tito Lívio Santos Oliveira Ramos
ENGIC ENGENHEIROS ASSOCIADOS
LDA

Henrique Semedo Borges
LAW FIRM SEMEDO BORGES

Arnaldo Silva
ARNALDO SILVA & ASSOCIADOS

Luís Filipe Sousa
PWC PORTUGAL

José Spinola
FPS

Frantz Tavares
INOVE - CONSULTORES EMPRESARIAIS

Salvador Varella
MJM ADVOGADOS

Liza Helena Vaz
PWC PORTUGAL

Leendert Verschoor
PWC PORTUGAL

CENTRAL AFRICAN REPUBLIC

Jean Christophe Bakossa
L'ORDRE CENTRAFRICAINE DES
ARCHITECTES

Jean-Noël Bangue
COUR DE CASSATION DE BANGUI

Blaise Banguitoumba
ENERCA (ENERGIE CENTRAFRICAINE)

Maurice Dibert-Dollet
MINISTÈRE DE LA JUSTICE

Emile Doraz-Sereffessenet
CABINET NOTAIRE DORAZ-SEREFESSENET

Philippe Fouda Fouda
BEAC CAMEROON

Dolly Gotilogue
AVOCATE À LA COUR

Cyr Gregbanga
BAMELEC

Marios Guibaut Metongo
TRANSIMEX CENTRAFRICAINE

Laurent Hankof
ENERCA (ENERGIE CENTRAFRICAINE)

Serge Médard Missamou
CLUB OHADA RÉPUBLIQUE
CENTRAFRICAINE

Mauricette Monthe-Psimhis
CABINET D'AVOCATS & JURISTES
ASSOCIÉS

Jacob Ngaya
MINISTÈRE DES FINANCES - DIRECTION
GÉNÉRALE DES IMPÔTS ET DES
DOMAINES

Oesimbola Randriamampianina
CABINET JOHN W. FFOOKS & CO.

Venant Paul Sadam
CABINET D'AVOCATS & JURISTES
ASSOCIÉS

Ghislain Samba Mokamane
BAMELEC

Bandiba Max Symphorien
CLUB OHADA RÉPUBLIQUE
CENTRAFRICAINE

CHAD

CABINET JOHN W. FFOOKS & CO.

Adoum Daoum Adoum Haroun
S.C.G.A.D.A. ET FILS

Abdelkerim Ahmat
SDV LOGISTICS

Benga Nomen Christopher
EXPRESS CARGO

Wandi Dassidi
MINISTÈRE DE L'URBANISME, DE
L'HABITAT, DES AFFAIRES FONCIÈRES ET
DES DOMAINES

Oscar d'Estaing Deffosso
PRICEWATERHOUSECOOPERS TAX &
LEGAL SARL

Thomas Dingamgoto
CABINET THOMAS DINGAMGOTO

Mahamat Ousman Djidda
ARCHITECTURAL

N'Doungar Djimasna
FACULTÉ DE DROIT, UNIVERSITÉ DE
N'DJAMENA

Germain Djomian
ETUDE ME DJOMIAN GERMAIN

Philippe Fouda Fouda
BEAC CAMEROON

Innocent
SOCIÉTÉ AFRICAINE D'ARCHITECTURE ET
D'INGÉNIERIE

Delphine K. Djirai
AVOCATE À LA COUR

Francis Kadjilembaye
CABINET THOMAS DINGAMGOTO

Gérard Leclaire
ARCHITECTURAL

Bécher Madet
OFFICE NOTARIAL

Hayatte N'Djiaye
PROFESSION LIBÉRALE

Jean Paul Maradas Nado
MINISTÈRE DE L'URBANISME

Jean Paul Nendigui
N CONSULTING

Nissauabé Passang
ETUDE ME PASSANG

Ahmat Senoussi
ARCHITECTURAL

Amos D. Tatoloum Onde
SOCIÉTÉ AFRICAINE D'ARCHITECTURE ET
D'INGÉNIERIE

Nadine Tinen Tchadgoum
PWC CAMEROUN

Abdoulaye Yacouba
MAIRIE DE N'DJAMENA

Sobdibé Zoua
CABINET SOBDIBE ZOUA

Patedjore Zoukalmé
MINISTÈRE DE L'URBANISME, DE
L'HABITAT, DES AFFAIRES FONCIÈRES ET
DES DOMAINES

CHILE

Leticia Acosta Aguirre
REDLINES GROUP

Alberto Alcalde
PUGA ORTIZ ABOGADOS

Fernando Alzate
NOTARÍA ANTONIETA MENDOZA

Alejandra Anguita Avaria
SUPERINTENDENCIA DE QUIEBRAS

Felipe Aracena
CHIRGWIN LARRETA PEÑAFIEL

Josefina Montenegro Araneda
SUPERINTENDENCIA DE QUIEBRAS

Luis Avello
PWC CHILE

Angeles Barría
PHILIPPI, YRARRAZAVAL, PULIDO &
BRUNNER, ABOGADOS LTDA.

Sandra Benedetto
PWC CHILE

Enrique Benitez Urrutia
URRUTIA & CIA

Jorge Benitez Urrutia
URRUTIA & CIA

Mario Bezanilla
ALCAÍNO RODRÍGUEZ ABOGADOS

Manuel Brunet Bofill
CÁMARA CHILENA DE LA
CONSTRUCCIÓN

Francisco Cabezas
ALESSANDRI

Raimundo Camus
YRARRAZAVAL, RUIZ-TAGLE,
GOLDENBERG, LAGOS & SILVA

Miguel Capo Valdes
BESALCO S.A.

Héctor Carrasco
SUPERINTENDENCIA DE BANCOS Y
INSTITUCIONES FINANCIERAS CHILE

Javier Carrasco
NÚÑEZ MUÑOZ & CIA LTDA.
ABOGADOS

Paola Casorzo
PHILIPPI, YRARRAZAVAL, PULIDO &
BRUNNER, ABOGADOS LTDA.

Juan Luis Castellon
NÚÑEZ MUÑOZ & CIA LTDA.
ABOGADOS

Andrés Chirgwin
CHIRGWIN LARRETA PEÑAFIEL

María Alejandra Corvalán
YRARRAZAVAL, RUIZ-TAGLE,
GOLDENBERG, LAGOS & SILVA

Luis Alberto Cruchaga
BOFILL MIR & ALVAREZ HINZPETER
JANA

Francisco della Maggiora
URENDA, RENCORET, ORREGO Y DÓRR

Andrés Dighero
ALESSANDRI

Oscar Douglas
PWC CHILE

Fernando Echeverría
CÁMARA CHILENA DE LA
CONSTRUCCIÓN

Ernesto Eckholt
BAHAMONDEZ, ALVAREZ & ZEGERS

Alejandro Eliash
CÁMARA CHILENA DE LA
CONSTRUCCIÓN

Claudia Paz Escobar
CHIRGWIN LARRETA PEÑAFIEL

Maria Teresa Fernandez
BAHAMONDEZ, ALVAREZ & ZEGERS

Benjamín Ferrada
GUERRERO, OLIVOS, NOVOA &
ERRÁZURIZ ABOGADOS

- Pamela Flores
PWC CHILE
- Cristian Garcia-Huidobro
BOLETÍN DE INFORMACIONES
COMERCIALES
- Gianfranco Gazzana
GUERRERO, OLIVOS, NOVOA &
ERRÁZURIZ ABOGADOS
- Raúl Gómez Yáñez
URENDA, RENCORET, ORREGO Y DÖRR
- Carolina Gonzalez
PWC CHILE
- José Gutiérrez
PWC CHILE
- Sofía Haupt
ALESSANDRI
- Cristian Hermansen Rebolledo
ACTIC CONSULTORES
- Manuel Hinojosa
NÚÑEZ MUÑOZ & CÍA LTDA.
ABOGADOS
- Jorge Hirmas
ALBAGLI ZALIASNIK ABOGADOS
- Javier Hurtado
CÁMARA CHILENA DE LA
CONSTRUCCIÓN
- Fernando Jamarne
ALESSANDRI
- José Ignacio Jiménez
GUERRERO, OLIVOS, NOVOA &
ERRÁZURIZ ABOGADOS
- Ignacio Larraín
PHILIPPI, YRARRAZAVAL, PULIDO &
BRUNNER, ABOGADOS LTDA.
- Andrés Laymuns
URENDA, RENCORET, ORREGO Y DÖRR
- Jose Luis Letelier
CARIOLA DIEZ PEREZ-COPATOS & CIA
- Andrés Lira
URENDA, RENCORET, ORREGO Y DÖRR
- Santiago Lopez
PWC CHILE
- María Esther López Di Rubba
FISCALÍA BANCO DE CHILE
- Gianfranco Lotito
CLARO & CÍA., MEMBER OF LEX MUNDI
- Nicole Lüer
URENDA, RENCORET, ORREGO Y DÖRR
- Luis Maldonado Croquevielle
CONSERVADOR DE BIENES RAÍCES Y
COMERCIO DE SANTIAGO
- Marcelo Mardones
NÚÑEZ MUÑOZ & CÍA LTDA.
ABOGADOS
- Juan Ignacio Marín
GUERRERO, OLIVOS, NOVOA &
ERRÁZURIZ ABOGADOS
- Carolina Masihy
CAREY Y CÍA LTDA.
- Consuelo Maze
NÚÑEZ MUÑOZ & CÍA LTDA.
ABOGADOS
- Ignacio Mehech
NÚÑEZ MUÑOZ & CÍA LTDA.
ABOGADOS
- Pablo Menchaca
CARIOLA DIEZ PEREZ-COPATOS & CIA
- Nicholas Mocarquer
URENDA, RENCORET, ORREGO Y DÖRR
- Enrique Munita
PHILIPPI, YRARRAZAVAL, PULIDO &
BRUNNER, ABOGADOS LTDA.
- Rodrigo Muñoz
NÚÑEZ MUÑOZ & CÍA LTDA.
ABOGADOS
- Raúl Muñoz Prieto
RUSSELL BEDFORD CHILE - MEMBER OF
RUSSELL BEDFORD INTERNATIONAL
- Cristian Olavarría
PHILIPPI, YRARRAZAVAL, PULIDO &
BRUNNER, ABOGADOS LTDA.
- Sergio Orrego
URENDA, RENCORET, ORREGO Y DÖRR
- Felipe Ossa
CLARO & CÍA., MEMBER OF LEX MUNDI
- Gerardo Ovalle Mahns
YRARRAZAVAL, RUIZ-TAGLE,
GOLDENBERG, LAGOS & SILVA
- Luis Parada Hoyl
BAHAMONDEZ, ALVAREZ & ZEGERS
- Gonzalo Paredes
NÚÑEZ MUÑOZ & CÍA LTDA.
ABOGADOS
- Carmen Paz Cruz Lozano
- Alberto Pulido A.
PHILIPPI, YRARRAZAVAL, PULIDO &
BRUNNER, ABOGADOS LTDA.
- Gonzalo Rencoret
URENDA, RENCORET, ORREGO Y DÖRR
- Alfonso Reymond Larrain
REYMOND & FLEISCHMANN ABOGADOS
- Ricardo Riesco
PHILIPPI, YRARRAZAVAL, PULIDO &
BRUNNER, ABOGADOS LTDA.
- Constanza Rodriguez
PHILIPPI, YRARRAZAVAL, PULIDO &
BRUNNER, ABOGADOS LTDA.
- Edmundo Rojas García
CONSERVADOR DE BIENES RAÍCES Y
COMERCIO DE SANTIAGO
- Alvaro Rosenblut
ALBAGLI ZALIASNIK ABOGADOS
- Hugo Salinas
PWC CHILE
- Andrés Sanfuentes
PHILIPPI, YRARRAZAVAL, PULIDO &
BRUNNER, ABOGADOS LTDA.
- Francisco Selamé
PWC CHILE
- Marcela Silva
PHILIPPI, YRARRAZAVAL, PULIDO &
BRUNNER, ABOGADOS LTDA.
- Luis Fernando Silva Ibañez
YRARRAZAVAL, RUIZ-TAGLE,
GOLDENBERG, LAGOS & SILVA
- Alan Smith
SMITH Y CÍA
- Consuelo Tarud
URENDA, RENCORET, ORREGO Y DÖRR
- Ricardo Tisi L.
CARIOLA DIEZ PEREZ-COPATOS & CIA
- Carlos Torres
REDLINES GROUP
- Juan Camilo Uribe
PHILIPPI, YRARRAZAVAL, PULIDO &
BRUNNER, ABOGADOS LTDA.
- Sebastián Valdivieso
YRARRAZAVAL, RUIZ-TAGLE,
GOLDENBERG, LAGOS & SILVA
- Víctor Hugo Valenzuela Millán
- Matías Varas
YRARRAZAVAL, RUIZ-TAGLE,
GOLDENBERG, LAGOS & SILVA
- Nicolás Velasco Jenschke
SUPERINTENDENCIA DE QUIEBRAS
- Luis Felipe Vergara
CONSERVADOR DE BIENES RAÍCES Y
COMERCIO DE SANTIAGO
- Nicolas Vial
BAHAMONDEZ, ALVAREZ & ZEGERS
- Kenneth Werner
AGENCIA DE ADUANA JORGE VIO Y
CÍA LTDA.
- Arturo Yrarrázaval Covarrubias
YRARRAZAVAL, RUIZ-TAGLE,
- GOLDENBERG, LAGOS & SILVA
- Matías Zegers
BAHAMONDEZ, ALVAREZ & ZEGERS
- Rony Zimerman M.
BOHILL MIR & ALVAREZ HINZPETER
JANA
- CHINA**
- ALLEN & OVERY LLP
- DLA PIPER
- SHANGHAI HAI CHENG ECONOMY &
TRADE DEVELOPMENT CO., LTD.
- Bjarne Bauer
SOFIA GROUP
- Russell Brown
LEHMANBROWN
- Raymond Cai
MAYER BROWN JSM
- Elliott Youchun Chen
JUN ZE JUN LAW OFFICES
- Jie Chen
JUN HE LAW OFFICE, MEMBER OF LEX
MUNDI
- Mingqing Chen
MAYER BROWN JSM
- Michael Diaz Jr.
DIAZ, REUS & TARG, LLP
- Zhitong Ding
CREDIT REFERENCE CENTER OF PEOPLE'S
BANK OF CHINA
- Chenmin Dong
NORONHA ADVOGADOS
- Ella
Y-AXIS INTERNATIONAL TRADING CO.
- Helen Feng
ANGELA WANG & CO.
- Wei Gao
BEIJING ZHONGYIN LAW FIRM
- Joanna Guo
ZHONG LUN LAW FIRM
- Yong Hai
BAKER & MCKENZIE
- Shuquan He
SHANGHAI UNIVESTY
- Wenmin He
ZHONG LUN LAW FIRM
- Huizhong Hu
BEIJING HUANZHONG & PARTNERS
- Jinquan Hu
KING & WOOD MALLESONS LAWYERS
- Tony Jian
MAYER BROWN JSM
- Ian Lewis
MAYER BROWN JSM
- Audry Li
ZHONG LUN LAW FIRM
- Qing Li
JUN HE LAW OFFICE, MEMBER OF LEX
MUNDI
- Jane Liang
KING & WOOD MALLESONS LAWYERS
- Haiyan Liao
MAYER BROWN JSM
- Grace Liu
HUA-ANDER CPAs - MEMBER OF
RUSSELL BEDFORD INTERNATIONAL
- Rui Liu
JUN HE LAW OFFICE, MEMBER OF LEX
MUNDI
- Zhiqiang Liu
KING & WOOD MALLESONS LAWYERS
- Lucy Lu
KING & WOOD MALLESONS LAWYERS
- Hongli Ma
JUN HE LAW OFFICE, MEMBER OF LEX
MUNDI
- Jonathan Mok
ANGELA WANG & CO.
- Matthew Mui
PWC CHINA
- Matthew Murphy
MMLC GROUP
- Lei Niu
ZHONG LUN LAW FIRM
- Giovanni Pisacane
GWA GREATWAY ADVISORY
- Andrea Ren
MAYER BROWN JSM
- Tina Shi
MAYER BROWN JSM
- Joe Tam
MAYER BROWN JSM
- Jessie Tang
- Michael Tso
SHEKOU LAW FIRM
- Terence Tung
MAYER BROWN JSM
- Rico W.K. Chan
BAKER & MCKENZIE
- Celia Wang
PWC CHINA
- Eileen Wang
MAYER BROWN JSM
- Guoqi Wang
HUA-ANDER CPAs - MEMBER OF
RUSSELL BEDFORD INTERNATIONAL
- Kevin Wang
ALLBRIGHT LAW OFFICE
- Thomas Wang
JOINWAY LAW FIRM
- Xiaolei Wang
CREDIT REFERENCE CENTER OF PEOPLE'S
BANK OF CHINA
- Xuehua Wang
BEIJING HUANZHONG & PARTNERS
- Kent Woo
GUANGDA LAW FIRM
- Tony Wu
JOINWAY LAW FIRM
- Vincent Wu
MAYER BROWN JSM
- Liu Yan
Y-AXIS INTERNATIONAL TRADING CO.
- Flora Yang
BAKER & MCKENZIE
- Tian Yongsheng
Y-AXIS INTERNATIONAL TRADING CO.
- Natalie Yu
SHU JIN LAW FIRM
- Xia Yu
MMLC GROUP
- Jianan Yuan
JUN HE LAW OFFICE, MEMBER OF LEX
MUNDI
- Bing Zhai
JUN HE LAW OFFICE, MEMBER OF LEX
MUNDI
- Yi Zhang
KING & WOOD MALLESONS LAWYERS
- Xingjian Zhao
DIAZ, REUS & TARG, LLP
- Alina Zhu
ZHONG LUN LAW FIRM
- Roy Zhu
ZHONG LUN LAW FIRM
- Roy Zou
HOGAN LOVELLS
- COLOMBIA**
- CODENSA S.A. ESP
- LEWIN & WILLS, ABOGADOS
- Notaría 41 de Bogotá
- Enrique Alvarez
JOSE LLOREDA CAMACHO & CO.
- Jaime Mauricio Angulo Sanchez
EXPERIAN - DATACRÉDITO
- Lorena Arambula
CÁRDENAS & CÁRDENAS
- Octavio Arango
SIAP S.A.
- Alexandra Arbeláez Cardona
RUSSELL BEDFORD COLOMBIA - MEMBER
OF RUSSELL BEDFORD INTERNATIONAL
- María Alejandra Arboleda
POSSE HERRERA RUIZ
- Alvaro Armenta
ARMENTA CHAVARRO S A S
- Patricia Arrázola-Bustillo
GÓMEZ-PINZÓN ZULETA ABOGADOS
S.A.
- Cesar Barajas
PARRA, RODRÍGUEZ & CAVELIER SAS
- Luis Alfonso Barón Caro
CARIBBSA
- Luis Alfredo Barragán
BRIGARD & URRUTIA, MEMBER OF
LEX MUNDI
- Aurora Barroso
PARRA, RODRÍGUEZ & CAVELIER SAS
- Martha Bonett
CAVELIER ABOGADOS
- Leonardo Calderón Perdomo
COLEGIO DE REGISTRADORES DE
INSTRUMENTOS PÚBLICOS DE COLOMBIA
- Carolina Camacho
POSSE HERRERA RUIZ
- Claudia Camargo
PWC COLOMBIA
- Camilo Cantor
GÓMEZ-PINZÓN ZULETA ABOGADOS
S.A.
- Darío Cárdenas
CÁRDENAS & CÁRDENAS
- Carlos Carvajal
JOSE LLOREDA CAMACHO & CO.
- Mauricio Carvajal Cordoba
MINISTRY OF FINANCE
- Ouk Chittra
ELECTRICITÉ DU CAMBODGE (EDC)
- Felipe Cuberos
PRIETO & CARRIZOSA S.A.
- María Cristina Cuestas
DHL GLOBAL FORWARDING
- Lorena Diaz
JOSE LLOREDA CAMACHO & CO.
- María Helena Díaz Méndez
PWC COLOMBIA
- Juan Eslava
COLOMBIANA DE INGENIERA Y
SUMINISTROS LTDA
- Jairo Flechas
GENELEC LTDA.
- María Fernanda Florez
POSSE HERRERA RUIZ
- Luis Hernando Gallo Medina
GALLO MEDINA ABOGADOS
ASOCIADOS
- Catalina Garcia
BRIGARD & URRUTIA, MEMBER OF
LEX MUNDI
- Natalia García
JOSE LLOREDA CAMACHO & CO.
- Alejandro Garcia Botero
GÓMEZ-PINZÓN ZULETA ABOGADOS
S.A.
- Francisco González
PARRA, RODRÍGUEZ & CAVELIER SAS

Santiago Gutierrez
JOSE LLOREDA CAMACHO & CO.

Mónica Hernández
PRIETO & CARRIZOSA S.A.

Andrés Hidalgo
JOSE LLOREDA CAMACHO & CO.

Juan José Huertas
POSSE HERRERA RUIZ

Jhovanna Jiménez
BRIGARD & URRUTIA, MEMBER OF
LEX MUNDI

Leydi Yurany Joya Florez
RUSSELL BEDFORD COLOMBIA - MEMBER
OF RUSSELL BEDFORD INTERNATIONAL

Carlos Mario Lafaurie Escorze
PWC COLOMBIA

Jorge Lara-Urbaneja
LARA CONSULTORES

Alejandro Linares-Cantillo
GÓMEZ-PINZÓN ZULETA ABOGADOS
S.A.

Ernesto López
CÁRDENAS & CÁRDENAS

Victoria Maria del Socorro
SAVINCE LTDA

Luis Mendoza
JOSE LLOREDA CAMACHO & CO.

Catalina Menjura
POSSE HERRERA RUIZ

Ricardo Molano
POSSE HERRERA RUIZ

Juan Carlos Moreno Peralta
RODRÍGUEZ, RETAMOSO & ASOCIADOS
SAS

Francisco Javier Morón López
PARRA, RODRÍGUEZ & CAVELIER SAS

Adriana Motta
CAVELIER ABOGADOS

María Neira Tobón
HOLGUÍN, NEIRA & POMBO ABOGADOS

Jorge Osuna Díaz
GESTIÓN INTEGRAL ELÉCTRICA - GIE

Alvaro Parra
PARRA, RODRÍGUEZ & CAVELIER SAS

Natalia Ponce de León
PARRA, RODRÍGUEZ & CAVELIER SAS

Carolina Posada
POSSE HERRERA RUIZ

Raul Quevedo
JOSE LLOREDA CAMACHO & CO.

María Margarita Reyes Uribe
LAWYER

Irma Isabel Rivera
BRIGARD & URRUTIA, MEMBER OF
LEX MUNDI

Luis Carlos Robayo Higuera
RUSSELL BEDFORD COLOMBIA - MEMBER
OF RUSSELL BEDFORD INTERNATIONAL

Bernardo Rodríguez
PARRA, RODRÍGUEZ & CAVELIER SAS

María Isabel Rodríguez
POSSE HERRERA RUIZ

Jaime Alberto Rodríguez
Cuestras
NOTARÍA 13 DE BOGOTÁ

Liliana María Rodríguez
Retamoso
RODRÍGUEZ, RETAMOSO & ASOCIADOS
SAS

Sonia Elizabeth Rojas Izaquita
GALLO MEDINA ABOGADOS
ASOCIADOS

Paula Samper Salazar
GÓMEZ-PINZÓN ZULETA ABOGADOS
S.A.

María Carolina Sarmiento
POSSE HERRERA RUIZ

Carlos Silva
CAVELIER ABOGADOS

Alexandra Silveira
JOSE LLOREDA CAMACHO & CO.

Cristina Stiefken
LEWIN & WILLS, ABOGADOS

Raúl Alberto Suárez Arcila

Diana Talero
SUPERINTENDENCY OF CORPORATION

Gustavo Tamayo Arango
JOSE LLOREDA CAMACHO & CO.

Olga Viviana Tapias García
RUSSELL BEDFORD COLOMBIA - MEMBER
OF RUSSELL BEDFORD INTERNATIONAL

Paola Tapiero
TRADE LEADER

Jose Alejandro Torres
POSSE HERRERA RUIZ

Julia Elena Uribe Eastman
JOSE LLOREDA CAMACHO & CO.

Angela Vaca
PWC COLOMBIA

Diana Vaughan
LEWIN & WILLS, ABOGADOS

Frank Velandia
TECLOGIC LTDA

Daniela Vergel
CÁRDENAS & CÁRDENAS

Adriana Zapata
CAVELIER ABOGADOS

Alberto Zuleta
CÁRDENAS & CÁRDENAS

Diana Zuleta
PARRA, RODRÍGUEZ & CAVELIER SAS

COMOROS

UCCIA - UNION DES CHAMBRES
DE COMMERCE, D'INDUSTRIE, ET
D'AGRICULTURE DES COMORES

Chabani Abdallah Halifa
GROUPE HASSANATI SOULIHI - GROUPE
HASOIL

Said Ahmed Aboudou
TOPING

Hilmy Aboudsaid
COMORES CARGO INTERNATIONAL

Abdillah Ahamed Ahamada
DIRECTION GÉNÉRALE DES IMPÔTS

Yassian Ahamed
DIRECTION DE L'ÉNERGIE

Bahassani Ahmed
CABINET D'AVOCAT BAHASSANI

Mbaraka Al Ibrahim
SERVICE DE L'URBANISME COMOROS

Omar Said Allaoui
E.C.D.I.

Mouzaoui Amroine
ORGANISATION PATRONALE DES
COMORES

Said Ali Said Athouman
UNION OF THE CHAMBER OF
COMMERCE

Fahmi Said Ibrahim
CABINET FAHMI SAID IBRAHIM

Youssef Ismael
DIRECTION GÉNÉRALE DES IMPÔTS

Nomane Mohamed Mkavavo
ANPI INVEST IN COMOROS

Abdoulbastoi Moudjahidi
CLUB OHADA COMORES

Farahati Moussa
ORGANISATION PATRONALE DES
COMORES

Said Mohamed Nassur
ENERGIE COMOROS

Meznoudi Nizar
ANPI INVEST IN COMOROS

Nasser Radjabou
DIRECTION GÉNÉRALE DES ROUTES ET
TRANSPORT ROUTIERS

Daoud Saidali Tohiri
ANPI INVEST IN COMOROS

CONGO, DEM. REP.

CABINET D'ARCHITECTE MARC
PERAZZONE

SOIÉTÉ NATIONALE D'ÉLECTRICITÉ
(SNEL)

Romain Battajon
CABINET BATAJON

Prince Bintene
CABINET MASAMBA

Jean Adolphe Bitenu
ANAPI

Guillaume Bononge Litobaka
ROCAT SPRL

Nicaise Chikuru Muniyogwarha
CHIKURU & ASSOCIÉS

Edmond Cibamba Diata
CABINET EMERY MUKENDI WAFWANA
& ASSOCIÉS

Jean-Paul Dambana
SOCODAM LTD

Daniel Dede
PWC

Prosper Djuma Bilali
CABINET MASAMBA

Edouard D'Oreye
PWC

Holly Embongia Tomboli
CHIKURU & ASSOCIÉS

Irénée Falanka
CABINET IRÉNÉE FALANKA

Lydie Isenguing Luanzo
BARREAU DE KINSHASA/MATETE

Edgar Kalonji
PWC

Vincent Kangulumba Mbambi
ANDRÉ & VINCENT AVOCATS ASSOCIÉS

Robert Katambu
CABINET LUBALA & ASSOCIÉS

Dolores Sonia Kimpwene
ÉTUDE KABINDA - CABINET D'AVOCATS

Phistian Kubangusu Makiese
CABINET MASAMBA

Emmanuel Le Bras
PWC

Jean-Dérophin Lokonde
Mvulukunda
CABINET MASAMBA

Jean-Ambroise Longo Lunga
CABINET IRÉNÉE FALANKA

Serge Mwankana Lulu
AVOCAT

Vital Lwanga Bizanbila
CABINET VITAL LWANGA

Aubin Mabanza
KLAM & PARTNERS AVOCATS

Munir Malik
PACIFIC TRADING SPRL

Noel Mangala
CABINET CERTAC

Jean Claude Mbaki Siluzaku
CABINET MBAKI ET ASSOCIÉS

Tanayi Mbuy-Mbiye
CABINET MBUY-MBIYE & ASSOCIÉS

Junior Mosei Mbongo
CABINET MASAMBA

Louman Mpoy
MPOY LOUMAN & ASSOCIÉS

Freddy Mulamba Senene
CABINET MUNKINDJI

Hilaire Muvvudi Mulangi
MINISTÈRE DE L'URBANISME ET DE
L'HABITAT

Benoit Mutambayi Kanyuka
CABINET IRÉNÉE FALANKA

Victorine Bibiche Nsimba
Kilembe
BARREAU DE KINSHASA/MATETE

Jean-Bienvenu Ntwali Byavulwa
ÉTUDE KABINDA - CABINET D'AVOCATS

Leon Nzimbi
PWC CONGO (DEMOCRATIC REPUBLIC
OF)

Destin Pelete

Christie Madudu Sulubika
CABINET MADUDU SULUBIKA

Sylvie Tshilanda Kabongo
CABINET MADUDU SULUBIKA

Toto Wa Kinkela
TOTO & ASSOCIÉS CABINET D'AVOCATS

Nadine Mundala Walo
CABINET MADUDU SULUBIKA

CONGO, REP.

CABINET JOHN W. FFOOKS & CO.

FRANCK EXPORT CONGO

SAGA CONGO - GROUPE BOLLORÉ

Cynthia Adoua
PWC

Jean Roger Bakoulou
BANQUE DES ETATS DE L'AFRIQUE
CENTRALE

Prosper Bizitou
PWC

Antoine Bokolo Joue
CAP ARCHITECTS

Morin Boris
TRANSPORTER

Claude Coelho
CABINET D'AVOCATS CLAUDE COELHO

Mathias Essereke
CABINET D'AVOCATS MATHIAS
ESSEREKE

Philippe Fouda Fouda
BEAC CAMEROON

Joe Pépin Foundoux
PWC

Gaston Gapo
ATELIER D'ARCHITECTURE ET
D'URBANISME

María Eduarda de Lemos
Godinho
MIRANDA CORREIA AMENDEIRA
& ASSOCIADOS - SOCIEDADE DE
ADVOCADOS RL

Moise Kokolo
PWC

Pascal Kouo
SOGECO - ETDE CONGO

Emmanuel Le Bras
PWC

Zahour Mbemba
BUSINESS LAWYER AND INTERPRETER

Jean Paul Moliso Samba
SOCAB

Robert Ngabou
CAP ARCHITECTS

François Ngaka
BANQUE DES ETATS DE L'AFRIQUE
CENTRALE

Prospère K. Nzengue
MINISTÈRE DE LA CONSTRUCTION, DE

L'URBANISME ET HABITAT

Regina Nicole Okandza Yoka
DIRECTION GÉNÉRALE DES IMPÔTS

Jean Petro
CABINET D'AVOCATS JEAN PETRO

André François Quenum
CABINET ANDRÉ FRANCOIS QUENUM

Francis Sassa
CABINET D'AVOCATS JEAN PETRO

Alpha Zinga Moko
PWC

COSTA RICA

Aisha Acuña
LEXINCORP

Mariana Alfaro
CORDERO & CORDERO ABOGADOS

Federico Altamura
JD CANO

Gloriana Alvarado
PACHECO COTO

Arnoldo André
ANDRÉ TINOCO ABOGADOS

Carlos Araya
CENTRAL LAW - QUIROS ABOGADOS

Luis Diego Barahona
PWC COSTA RICA

Carlos Barrantes
PWC COSTA RICA

Alejandro Bettoni Traube
DONINELLI & DONINELLI - ASESORES
JURÍDICOS ASOCIADOS

Michael Bruce
ACZALAW

Oswald Bruce
ACZALAW

Eduardo Calderón-Odio
BLP ABOGADOS

Maria Campos
OLLER ABOGADOS

Adriana Castro
BLP ABOGADOS

Silvia Chacon
SOLEY, SABORIO & ASOCIADOS

Roberto Esquivel
OLLER ABOGADOS

Freddy Fachler
PACHECO COTO

Graciela Fuentes Brealey
CENTRAL LAW - QUIROS ABOGADOS

Neftali Garro
BLP ABOGADOS

Miguel Golcher Valverde
COLEGIO DE INGENIEROS ELECTRICISTAS,
MECÁNICOS E INDUSTRIALES

Roy Guzman Ramirez
COMPAÑÍA NACIONAL DE FUERZA
Y LUZ

Jorge Hernández
COLEGIO DE INGENIEROS ELECTRICISTAS,
MECÁNICOS E INDUSTRIALES

Randall Zamora Hidalgo
COSTA RICA ABC

Ernesto Hütt Crespo
FACIO & CAÑAS, MEMBER OF LEX
MUNDI

Vivian Jiménez
OLLER ABOGADOS

Elvis Eduardo Jiménez Gutiérrez
SUPERINTENDENCIA GENERAL DE
ENTIDADES FINANCIERAS

Margarita Libby Hernandez
MARGARITA LIBBY Y ASOCIADOS S.A.

Carlos Marín Castro
MINISTERIO DE COMERCIO EXTERIOR

Ivannia Méndez Rodríguez
OLLER ABOGADOS

Andres Mercado
OLLER ABOGADOS

Gabriela Miranda
OLLER ABOGADOS

Mario Miranda
GESTORÍA DE DESARROLLO INMOBILIARIO
GDI, S.A.

Jaime Molina
PROYECTOS ICC S.A.

Jorge Montenegro
SCGMT ARQUITECTURA Y DISEÑO

Eduardo Montoya Solano
SUPERINTENDENCIA GENERAL DE
ENTIDADES FINANCIERAS

Cecilia Naranjo
LEX COUNSEL

Pedro Oller
OLLER ABOGADOS

Ramón Ortega
PwC EL SALVADOR

Diana Pál-Hegedüs
PÁL-HEGEDÜS & ORTEGA ABOGADOS

Marianne Pál-Hegedüs Ortega
PÁL-HEGEDÜS & ORTEGA ABOGADOS

Fernando Pereira
COMPANHIA NACIONAL DE FUERZA
Y LUZ

Sergio Pérez
LEXINCORP

Alvaro Quesada Loría
AGUILAR CASTILLO LOVE

Mauricio Quiros
CENTRAL LAW - QUIROS ABOGADOS

Ana Quiros Vaglio
TRANSUNION

Ricardo Rodríguez
CENTRAL LAW - QUIROS ABOGADOS

Néstor Rodríguez
COMPANHIA NACIONAL DE FUERZA
Y LUZ

Karla Rojas
GESTORÍA DE DESARROLLO INMOBILIARIO
GDI, S.A.

Manrique Rojas
LEXINCORP

Miguel Ruiz Herrera
LEX COUNSEL

Jose Luis Salinas
GRUPO INMOBILIARIO DEL PARQUE

Luis Sánchez
FACIO & CAÑAS, MEMBER OF LEX
MUNDI

Fernando Sánchez Castillo
RUSSELL BEDFORD COSTA RICA /
ABBQ CONSULTORES, S.A. - MEMBER
OF RUSSELL BEDFORD INTERNATIONAL

Ronny Michel Valverde Mena
EXTRUSIONES DE ALUMINIO S.A.

Alonso Vargas
LEXINCORP

Daniela Vargas
PwC COSTA RICA

Ismael Vargas
PwC COSTA RICA

Marianela Vargas
PwC COSTA RICA

Khalid Williams
COMPANHIA NACIONAL DE FUERZA
Y LUZ

Rodrigo Zapata
GESTORÍA DE DESARROLLO INMOBILIARIO
GDI, S.A.

Jafet Zúñiga Salas
SUPERINTENDENCIA GENERAL DE
ENTIDADES FINANCIERAS

CÔTE D'IVOIRE

CABINET JOHN W. FFOOKS & CO.

CABINET KOUASSI ET ASSOCIÉS

Symphorien Agbessadji
BCEAO

Ahmadou Al Aminou Lo
BCEAO

Claude Aman
BOLLORÉ AFRICA LOGISTICS

Ika Raymond Any-Gbayere
ANYRAY & PARTNERS

Michel Kizito Brizoua-Bi
BILE-AKA, BRIZOUA-BI & ASSOCIÉS

Lassiney Kathann Camara
CLK AVOCATS

Asman César
CABINET N'GOAN, ASMAN & ASSOCIÉS

Aly Djiohou
IJF CONSEILS JURIDIQUES

Junior Doukoure
ANYRAY & PARTNERS

Bamba Douty
SID

Hippolyte Ebagnitchie
AUTORITÉ NATIONALE DE RÉGULATION
DU SECTEUR DE L'ÉLECTRICITÉ

Stéphane Eholie
SIMAT

Liadé Vaudy Gbetibouo
CLK AVOCATS

Koupo Gnoleba
MINISTÈRE DE LA CONSTRUCTION

Claude-Andrée Groga
CABINET JEAN-FRANÇOIS CHALUVEAU

Nanette Kaba Ackah
BOLLORÉ AFRICA LOGISTICS

Barnabe Kabore
NOVELEC SARL

Noël Koffi
CABINET NOËL Y. KOFFI

Fatoumata Konate Toure-B.
ÉTUDE DE ME KONATE TOURE-B.
FATOUMATA

Kiyobien Kone
SOCIÉTÉ CIVILE PROFESSIONNELLE
D'AVOCATS (SCPA) LE PARACLET

Dramane Kouakou
BOLLORÉ AFRICA LOGISTICS

N'Dri Marielle-Ange Kouakou
CLK AVOCATS

Arsène Doublé Kouassi
SCPA DOUGÉ-ABBÉ YAO & ASSOCIÉS

Dominique Kouyate
BOLLORÉ AFRICA LOGISTICS

Tape Likane
CABINET N'GOAN, ASMAN & ASSOCIÉS

Clarck Limbin
ÉTUDE DE MAÎTRE MANGOUA

Charlotte-Yolande Mangoua
ÉTUDE DE MAÎTRE MANGOUA

Adeline Messou
PwC CÔTE D'IVOIRE

Georges N'Goan
CABINET N'GOAN, ASMAN & ASSOCIÉS

Patricia N'guessan
CABINET JEAN-FRANÇOIS CHALUVEAU

Jacques Otró
CONSEIL NATIONAL DE L'ORDRE DES
ARCHITECTES

Athanase Raux
CABINET RAUX, AMIEN & ASSOCIÉS

Stephane Samba
NOVELEC SARL

Simon Dognima Silué
BILE-AKA, BRIZOUA-BI & ASSOCIÉS

Antoine Traore
BCEAO

Kotokou Kouakou Urbain
ATK

Emmanuel Yehouessi
BCEAO

CROATIA

ERNST & YOUNG

Boris Andrejaš
BABIĆ & PARTNERS

Hrvoje Bardek
CMS LEGAL

Marija Beber
VIDAN ATTORNEYS-AT-LAW

Ivo Bijelić
PwC CROATIA

Natko Bilić
STUDIO 3LHD

Iva Bjelinski
GLINSKA & MIŠKOVIĆ LTD.

Karmen Boban
GLINSKA & MIŠKOVIĆ LTD.

Zoran Bohaček
CROATIAN BANKING ASSOCIATION

Marko Borsky
DIVJAK, TOPIĆ & BAHTIJAREVIĆ

Marijana Božić
ODVIETNIČKI URED BOŽIĆ LAW OFFICE

Iva Božović
CROATIAN BANK FOR RECONSTRUCTION
AND DEVELOPMENT

Linda Brčić
DIVJAK, TOPIĆ & BAHTIJAREVIĆ

Lana Brlek
PwC CROATIA

Nana Bulat
ČAČIĆ & PARTNERS

Belinda Čačić
ČAČIĆ & PARTNERS

Vlatka Cikac
LAW OFFICE CIKAC

Ivan Ćuk
VUKMIR & ASSOCIATES

Saša Divjak
DIVJAK, TOPIĆ & BAHTIJAREVIĆ

Renata Duka
MINISTRY OF JUSTICE

Juraj Fabijanec
DIVJAK, TOPIĆ & BAHTIJAREVIĆ

Željko Franjić
CUSTOMS ADMINISTRATION OF CROATIA

Ronald Given
WOLF THEISS

Tonka Gjočić
GLINSKA & MIŠKOVIĆ LTD.

Ivan Gjurđjan
GIJURĀIAN & ŠRIBAR RADIĆ LAW FIRM

Krešimir Golubić

Tom Hadzija
KORPER & PARTNERI LAW FIRM

Lidija Hanžek
HROK D.O.O.

Romana Ilić
STUDIO 3LHD

Branimir Iveković
IVEKOVIĆ LAW OFFICE

Irina Jelčić
HANŽEKOVIĆ & PARTNERS LTD.,
MEMBER OF LEX MUNDI

Ivica Jelovčić
DAMCO

Saša Jovičić
WOLF THEISS

Sanja Jurković
PwC CROATIA

Petra Jurković Mutabžija
CROATIAN BANK FOR RECONSTRUCTION
AND DEVELOPMENT

Dina Kalaš
BABIĆ & PARTNERS

Branko Kirin
ČAČIĆ & PARTNERS

Ozren Kobsa
DIVJAK, TOPIĆ & BAHTIJAREVIĆ

Anita Krizmanić
MAČEŠIĆ & PARTNERS, ODVIETNIČKO
DRUSTVO

Andrea Lončar
GLINSKA & MIŠKOVIĆ LTD.

Marko Lovrić
DIVJAK, TOPIĆ & BAHTIJAREVIĆ

Josip Lusic
CUSTOMS ADMINISTRATION OF CROATIA

Miran Macesic
MAČEŠIĆ & PARTNERS, ODVIETNIČKO
DRUSTVO

Miroslav Mačešić
MAČEŠIĆ & PARTNERS, ODVIETNIČKO
DRUSTVO

Ivana Manovelo
MAČEŠIĆ & PARTNERS, ODVIETNIČKO
DRUSTVO

Josip Martinić
WOLF THEISS

Iva Masten
VIDAN ATTORNEYS-AT-LAW

Petra Matas
MATIJEVIĆ LAW OFFICE

Tin Matić
TIN MATIĆ LAW OFFICE

Domagoj Matica
ČAČIĆ & PARTNERS

Andrej Matijevich
MATIJEVIĆ LAW OFFICE

Igor Mirosevic
DIVJAK, TOPIĆ & BAHTIJAREVIĆ

Zeljana Muslim
FINANCIAL AGENCY - CENTER FOR
HITRO.HR

Ana Padjen
MAČEŠIĆ & PARTNERS, ODVIETNIČKO
DRUSTVO

Tomislav Pedišić
VUKMIR & ASSOCIATES

Marija Petrović
DIVJAK, TOPIĆ & BAHTIJAREVIĆ

Miroslav Plaščar
ŽURIĆ I PARTNERI

Hrvoje Radić
GIJURĀIAN & ŠRIBAR RADIĆ LAW FIRM

Anđ Redžić
TAX ADMINISTRATION

Gordan Rotkvić
PwC CROATIA

Davor Rukonić
DIVJAK, TOPIĆ & BAHTIJAREVIĆ

Boris Šavorić
ŠAVORIĆ & PARTNERS

Ana Sihtar
SIHTAR ATTORNEYS-AT-LAW

Irena Šribar Radić
GIJURĀIAN & ŠRIBAR RADIĆ LAW FIRM

Ingrid Stefan
TRANSADRIA

Marko Stilinović
ČAČIĆ & PARTNERS

Ognjeslav Sutić
LUCA-SPED D.O.O.

Marin Svić
PRALJAK & SVIĆ

Zoran Tasić
CMS LEGAL

Branka Tutek
JURIC & VRBANOVIC, LTD.

Sutvid Uglesic
DIVJAK, TOPIĆ & BAHTIJAREVIĆ

Lana Vdović
WOLF THEISS

Hrvoje Vidan
VIDAN ATTORNEYS-AT-LAW

Željko Vrbanić
HEP DISTRIBUTION SYSTEM OPERATOR
LTD.

Zrinka Vrtarić
CMS LEGAL

Marin Vuković
DIVJAK, TOPIĆ & BAHTIJAREVIĆ

Suzana Vulin
CROATIAN BANK FOR RECONSTRUCTION
AND DEVELOPMENT

Petar Živković
DIVJAK, TOPIĆ & BAHTIJAREVIĆ

Jelena Zjacić
MAČEŠIĆ & PARTNERS, ODVIETNIČKO
DRUSTVO

CYPRUS

ELECTRICITY AUTHORITY OF CYPRUS

P.G. ECONOMIDES & CO LIMITED
- MEMBER OF RUSSELL BEDFORD
INTERNATIONAL

Olga Adamidou
ANTIS TRIANTAFYLIDES & SONS LLC

Achilleas Amvrosiou
ARTEMIS BANK INFORMATION SYSTEMS
LTD.

Andreas Andreou
CYPRUS GLOBAL LOGISTICS

George Antoniadis
GANTONI GENERAL ENTERPRISES

Pavlos Aristodemou
ARISTODEMOU LOIZIDES YIOLITIS LLC

Anita Boyadjian
INFO CREDIT GROUP

Amanda Cacoyanni
CHRYSSÉS DEMETRIADES & Co.

Harry S. Charalambous
KPMG

Antonis Christodoulides
PwC CYPRUS

Alexia Christodoulou
CYPRUS INVESTMENT PROMOTION
AGENCY

Thomas Christodoulou
CHRYSSÉS DEMETRIADES & Co.

Kypros Chrysostomides
Dr. K. CHRYSOSTOMIDES & Co. LLC

Andrea Chrysostomou
PwC CYPRUS

Achilleas Demetriades
LELLOS P. DEMETRIADES LAW OFFICE
LLC

Eleni Drousioti
Dr. K. CHRYSOSTOMIDES & Co. LLC

Alexandros Economou
CHRYSSÉS DEMETRIADES & Co.

Letferis S. Eleftheriou
CYPRUS INVESTMENT PROMOTION
AGENCY

Elena Frixou
ARTEMIS BANK INFORMATION SYSTEMS
LTD.

Zenonas G. Achillides
CYPRUS STOCK EXCHANGE

Elvira Georgiou
ANTIS TRIANTAFYLIDES & SONS LLC

Marios Hadjigavriel
ANTIS TRIANTAFYLIDES & SONS LLC

Christodoulos Hadjiodyseos
SCIENTIFIC TECHNICAL CHAMBER OF
CYPRUS (E TEK)

Iacovos Hadjivarnavas
FAMAGUSTA CHAMBER OF COMMERCE
AND INDUSTRY

Marina Ierokipiotou
ANTIS TRIANTAFYLIDES & SONS LLC

Christina Ioannidou
IOANNIDES DEMETRIOU LLC

Georgios Karrotsakis
DEPARTMENT OF REGISTRAR OF
COMPANIES AND OFFICIAL RECEIVER

Spyros G. Kokkinos
DEPARTMENT OF REGISTRAR OF
COMPANIES AND OFFICIAL RECEIVER

Christina Kotsapa
ANTIS TRIANTAFYLIDES & SONS LLC

Theodoros Kringou
FIRST CYPRUS CREDIT BUREAU

Nicholas Ktenas
ANDREAS NEOCLEOUS & CO. LEGAL
CONSULTANTS

Olga Lambrou
MOUAIMIS & MOUAIMIS ADVOCATES

Margarita Liasi
KPMG

Antonios Loizou
ANTONIS LOIZOU & ASSOCIATES

George V. Markides
KPMG

Pieris M. Markou
DELOITTE LLP

Christos Mavrellis
CHRYSSIS DEMETRIADES & CO.

Demosthenes Mavrellis
CHRYSSIS DEMETRIADES & CO.

Costas Mavrocordatos
PwC CYPRUS

Antigoni Milikouri
CYPRUS STOCK EXCHANGE

Panayotis Mouaimis
MOUAIMIS & MOUAIMIS ADVOCATES

Demetris Nicolaou
ARISTODEMOU LOIZIDES YIOLITIS LLC

Varnavas Nicolaou
PwC CYPRUS

Stella Papadopoulou
MINISTRY OF INTERIOR

Christina Papakyriakou Hasikou
ANTIS TRIANTAFYLIDES & SONS LLC

Christakis Paroutis
ELECTRICITY AUTHORITY OF CYPRUS

Marilou Pavlou
ANTIS TRIANTAFYLIDES & SONS LLC

Chrysilios Pelekanos
PwC CYPRUS

Marios Pelekanos
MESARITIS PELEKANOS ARCHITECTS -
ENGINEERS

Ioanna Petrou
PwC CYPRUS

Maria Petsa
CYPRUS STOCK EXCHANGE

Yiannos Pipis
NICE DAY DEVELOPERS

Ioanna Sapidou
DR. K. CHRYSSOSTOMIDES & CO. LLC

Kritonas Savvides
NICE DAY DEVELOPERS

Lambros Soteriou
MICHAEL KYPRIANOU & CO. LLC

Anna Stylianou
ARTEMIS BANK INFORMATION SYSTEMS
LTD.

Stelios Triantafyllides
ANTIS TRIANTAFYLIDES & SONS LLC

Irene Tziakouri
PwC CYPRUS

Amalia Vassiliadou
PwC CYPRUS

Christiana Vassiliou Miliou
ANTIS TRIANTAFYLIDES & SONS LLC

Xenios Xenopoulos
LAWYER

CZECH REPUBLIC

ALLEN & OVERY (CZECH REPUBLIC)
LLP, ORGANIZAČNÍ SLOŽKA

Vladimír Ambruz
AMBRUZ & DARK, ADVOKÁTI, S.R.O.

Michaela Baranyková
EURO-TREND, S.R.O. - MEMBER OF
RUSSELL BEDFORD INTERNATIONAL

Libor Basl
BAKER & MCKENZIE

Stanislav Bednár
PETERKA & PARTNERS

Tomáš Běhounek
BNT - PRAVDA & PARTNER, S.R.O.

Stanislav Beran
PETERKA & PARTNERS

Martin Bohuslav
AMBRUZ & DARK, ADVOKÁTI, S.R.O.

Jiří Černý
PETERKA & PARTNERS

Ivan Chalupa
SQUIRE SANDERS V.O.S. ADVOKÁTNÍ
KANCELÁŘ

Peter Chrenko
PwC CZECH REPUBLIC

Jakub Cisar
DLA PIPER PRAGUE LLP

Martin Dancišin
GLATZOVÁ & CO.

Matěj Daněk
PRK PARTNERS S.R.O. ADVOKÁTNÍ
KANCELÁŘ, MEMBER OF LEX MUNDI

Anna Diblíková
WOLF THEISS ADVOKÁTI S.R.O.

Svatava Dokoupilova
CZECH OFFICE FOR SURVEYING,
MAPPING AND CADASTRE

Robert Elefant
PwC CZECH REPUBLIC

Tereza Erényi
PRK PARTNERS S.R.O. ADVOKÁTNÍ
KANCELÁŘ, MEMBER OF LEX MUNDI

Michal Forýtek
KINSELLAR

Michal Hanko
BUBNIK, MYSLIL & PARTNERS

Vít Horáček
GLATZOVÁ & CO.

Pavel Jakob
PETERKA & PARTNERS

Marketa Penazova Jancurova
AMBRUZ & DARK, ADVOKÁTI, S.R.O.

Lenka Katolická
AMBRUZ & DARK, ADVOKÁTI, S.R.O.

Jakub Krabec
BAKER & MCKENZIE

Adela Krbcová
PETERKA & PARTNERS

Martin Krechler
GLATZOVÁ & CO.

Aleš Kubáč
AMBRUZ & DARK, ADVOKÁTI, S.R.O.

Petr Kucera
CRIF - CZECH CREDIT BUREAU, A.S.

Zdeněk Kučera
BAKER & MCKENZIE

Petr Kuhn
WHITE & CASE

Bohumil Kunc
NOTARY CHAMBER, CZECH REPUBLIC

Lukas Lejcek
BDP-WAKESTONE S.R.O.

Zuzana Luklová
AMBRUZ & DARK, ADVOKÁTI, S.R.O.

Ondřej Lukas Machala
ATTORNEY

Pavel Mark
DLA PIPER PRAGUE LLP

Jiří Markvart
AMBRUZ & DARK, ADVOKÁTI, S.R.O.

Peter Maysenhölder
BNT - PRAVDA & PARTNER, S.R.O.

Simon Mesrobyanme
PETERKA & PARTNERS

Petr Měšťánek
KINSELLAR

Vojtěch Mlynar
WHITE & CASE

Miroslava Mojžišová
AMBRUZ & DARK, ADVOKÁTI, S.R.O.

David Musil
PwC CZECH REPUBLIC

Jarmila Musilova
CZECH NATIONAL BANK

Lenka Navrátilová
AMBRUZ & DARK, ADVOKÁTI, S.R.O.

Lenka Némcová
AMBRUZ & DARK, ADVOKÁTI, S.R.O.

Michal Pravda
WOLF THEISS ADVOKÁTI S.R.O.

Jan Procházka
AMBRUZ & DARK, ADVOKÁTI, S.R.O.

Zdenek Rosicky
SQUIRE SANDERS V.O.S. ADVOKÁTNÍ
KANCELÁŘ

Kamila Rychtarova
WHITE & CASE

Dana Sládečková
CZECH NATIONAL BANK

David Šmejdiř
PRK PARTNERS S.R.O. ADVOKÁTNÍ
KANCELÁŘ, MEMBER OF LEX MUNDI

Ladislav Smejkal
WHITE & CASE

Pavel Srb
WOLF THEISS ADVOKÁTI S.R.O.

Martin Štěpaník
PETERKA & PARTNERS

Marek Švehlík
ŠVEHLÍ & MIKULÁŠ ADVOKÁTI S.R.O.

Stanislav Travnicek
ENERGY REGULATOR OFFICE CZECH
REPUBLIC

Růžena Trojánková
KINSELLAR

Daniel Vitouš
AMBRUZ & DARK, ADVOKÁTI, S.R.O.

Jiri Vlastnik
VEJMEKLA & WUNSCH, S.R.O.

Tomáš Volejník
BNT - PRAVDA & PARTNER, S.R.O.

Ludek Vrána
VRÁNA & PELIKÁN

Vaclav Zaloudek
WHITE & CASE

Radka Zemanová
WHITE & CASE

DENMARK

CENTER FOR CONSTRUCTION

Elsbeth Aaes-Jørgensen
NORRBOM VINDING, MEMBER OF IUS
LABORIS

Nima Baharlooie
BRUUN & HJELLE

Niels Bang
GORRISSEN FEDERSPIEL

Peter Bang
PLESNER

Thomas Bang
LETT LAW FIRM

Frants Dalgaard-Knudsen
PLESNER

Frederik Jacob Estrup
KROMANN REUMERT, MEMBER OF LEX
MUNDI

Anne Birgitte Gammeljord
GORRISSEN FEDERSPIEL

Anne Louise Haack Andersen
LETT LAW FIRM

Merry Hansen
PLESNER

Finn Hasselriis
HUSEN ADVOKATER

Annette Hastrup
MAGNUSSEN

Heidi Hoelgaard
EXPERIAN NORTHERN EUROPE

Mette Højberg
BECH-BRUUN LAW FIRM

Jens Steen Jensen
KROMANN REUMERT, MEMBER OF LEX
MUNDI

Hans-Peter Jørgensen
GORRISSEN FEDERSPIEL

Eva Kaya
ADVOKATGRUPPEN

Lars Kjaer
BECH-BRUUN LAW FIRM

Christian Th. Kjølbø
PLESNER LAW FIRM

Mikkel Stig Larsen
KROMANN REUMERT, MEMBER OF LEX
MUNDI

Susanne Schjølín Larsen
KROMANN REUMERT, MEMBER OF LEX
MUNDI

Jesper Avnborg Lentz
GORRISSEN FEDERSPIEL

Jesper Lindell Gotfredsen
ACCURA ADVOKATPARTNERSKAB

Morten Bang Mikkelsen
PwC DENMARK

Lita Misozi Hansen
PwC DENMARK

Andreas Nielsen
BRUUN & HJELLE

Michael Vilhelm Nielsen
PLESNER LAW FIRM

Susanne Nørgaard
PwC DENMARK

Jim Øksnebjerg
ADVOKATAKTIESELSKABET HORTEN

Anders Ørskov Melballe
ACCURA ADVOKATPARTNERSKAB

Carsten Pedersen
BECH-BRUUN LAW FIRM

Lars Lindencrone Petersen
BECH-BRUUN LAW FIRM

Marianne Philip
KROMANN REUMERT, MEMBER OF LEX
MUNDI

Sisse Riis-Hansen
KROMANN REUMERT, MEMBER OF LEX
MUNDI

Michael Schebye Larsen
GORRISSEN FEDERSPIEL

Kim Sejberg

Terry A. Selzer
HUSEN ADVOKATER

Line Seyffert
EXPERIAN NORTHERN EUROPE

Louise Krarup Simonsen
KROMANN REUMERT, MEMBER OF LEX
MUNDI

Henrik Thuesen

Anders Worsøe
MAGNUSSEN

Jens Zilstorff
PLESNER LAW FIRM

DJIBOUTI

Ouloufa Ismail Abdo
OFFICE DJIBOUTIEN DE LA PROPRIÉTÉ
INDUSTRIELLE ET COMMERCIALE
(ODPIC)

Nima Ali Warsama
BANQUE POUR LE COMMERCE ET
L'INDUSTRIE - MER ROUGE (BCI MR)

Lubna Bawazir
BANK OF AFRICA MER ROUGE

Wabat Daoud
WABAT DAUD LAW FIRM

Ali Dini
AVOCAT À LA COUR

Daniel Dubois
ATELIER D'ARCHITECTURE

Hassan Mohamed Egue
DIRECTION LEGISLATION &
CONTENTIEUX DE LA DIRECTIONS DES
IMPOTS

Mourad Farah

Malik Garad
BANQUE CENTRALE DE DJIBOUTI

Mohamed Ali Houssein
DIRECTION DE L'HABITAT ET DE
L'URBANISME

Vincent Istasse
BANK OF AFRICA MER ROUGE

Ismael Mahamoud
UNIVERSITE DE DJIBOUTI

Alain Martinet
CABINET D'AVOCATS MARTINET &
MARTINET

Ibrahim Mohamed Omar
CABINET CECA

Abdallah Mohammed Kamil
ETUDE MAÎTRE MOHAMMED KAMIL

Abdou Ali Moussa
PLI DJIBOUTI

Ayman Said
WABAT DAUD LAW FIRM

Aicha Yousseouf Abdi
CABINET CECA

DOMINICA

Joelle A.V. Harris
HARRIS & HARRIS

Wilmot Alexander
DEV TRADING LTD.

Joseph Archille
DOMINICA EMPLOYERS' FEDERATION

Michael Astaphan
MARINOR ENTERPRISES

Kertist Augustus
WATERFRONT AND ALLIED WORKERS
UNION

Gerald D. Burton
GERALD D. BURTON'S CHAMBERS

Rene Akobi Butcher
ISIDORE & ASSOCIATES LLP

Jo-Anne Commodore
SUPREME COURT REGISTRY

Lisa de Freitas
DE FREITAS DE FREITAS AND JOHNSON

Marvlyn Estrado

Stephen K.M. Isidore
ISIDORE & ASSOCIATES LLP

Sandra Julien
COMPANIES AND INTELLECTUAL
PROPERTY OFFICE

Noelize N. Knight
GERALD D. BURTON'S CHAMBERS

Richard Peterkin
PwC ST. LUCIA

Joan K.R. Prevost
PREVOST & ROBERTS

Eugene G. Royer
EUGENE G. ROYER CHARTERED
ARCHITECT

Anya Trim
PwC ST. LUCIA

Barbara Wallace
DOMINICA ASSOCIATION FOR INDUSTRY
& COMMERCE

Kevin Williams
ATTORNEY-AT-LAW

Dawn Yearwood
YEARWOOD CHAMBERS

DOMINICAN REPUBLIC

TRANSUNION DOMINICAN REPUBLIC

Rhady's Abreu de Polanco
UNION INTERNACIONAL DEL NOTARIADO
LATINO

Maria Teresa Acta
HEADRICK RIZIK ALVAREZ &
FERNÁNDEZ

Juan Alcalde
OMG

Merielin Almonte
MERIELIN ALMONTE ESTUDIO LEGAL

Joan Carolina Arbaje Berges
JIMÉNEZ CRUZ PEÑA

Lisette Balbuena
STEWART TITLE DOMINICANA, S.A.

Jennifer Beauchamps
JIMÉNEZ CRUZ PEÑA

Laura Bobea
MEDINA & RIZEK, ABOGADOS

Ana Isabel Caceres
TRONCOSO Y CACERES

Giselle Castillo
SUPERINTENDENCIA DE BANCOS

Ramon Ceballos
CEBALLOS & SÁNCHEZ, INGENIERÍA Y
ENERGÍA, C. POR A.

Leandro Corral
ESTRELLA & TUPETE

Mariano Corral
DANNA CONSULTING

Solano Corral
DANNA CONSULTING

José Cruz Campillo
JIMÉNEZ CRUZ PEÑA

Marcos de León
SUPERINTENDENCIA DE BANCOS

Sarah de León Perelló
HEADRICK RIZIK ALVAREZ &
FERNÁNDEZ

Juan Carlos De Moya
GONZÁLEZ & COISCOU

Rosa Díaz
JIMÉNEZ CRUZ PEÑA

Rafael Dickson Morales
DICKSON MORALES - ABOGADOS |
CONSULTORES

Alejandro Fernández de Castro
PwC DOMINICAN REPUBLIC

Mary Fernández Rodríguez
HEADRICK RIZIK ALVAREZ &
FERNÁNDEZ

Milagros Figueroa
JOB, BÁEZ, SOTO & ASOCIADOS
- MEMBER OF RUSSELL BEDFORD
INTERNATIONAL

Jose Ernesto Garcia A.
TRANSGLOBAL LOGISTIC

Gloria Gassó
OMG

Melissa Gilbert
JIMÉNEZ CRUZ PEÑA

Pablo Gonzalez Tapia
GONZÁLEZ & COISCOU

Fabio Guzmán-Ariza
GUZMÁN-ARIZA

Luis Heredia Bonetti
RUSSIN & VECCHI

Nelson Jáquez
GONZÁLEZ & COISCOU

Luis J. Jiménez
JIMÉNEZ CRUZ PEÑA

Fernando Marranzini
HEADRICK RIZIK ALVAREZ &
FERNÁNDEZ

Carlos Marte
AGENCIA DE COMERCIO EXTERIOR CM

Jesús Geraldo Martínez
Alcántara
SUPERINTENDENCIA DE BANCOS

Fabiola Medina
MEDINA & RIZEK, ABOGADOS

Laura Medina
JIMÉNEZ CRUZ PEÑA

Doris Miranda
GONZÁLEZ & COISCOU

Ramón Ortega
PwC EL SALVADOR

Elisabetta Pedersini
AARON SUERO & PEDERSINI

Carolina Pichardo
BIAGGI & MESSINA

Edward Piña Fernandez
BIAGGI & MESSINA

Julio Pinedo
PwC DOMINICAN REPUBLIC

Maria Portes
CASTILLO Y CASTILLO

Arturo Ramirez
AARON SUERO & PEDERSINI

Katherine Rosa
JIMÉNEZ CRUZ PEÑA

Carolina Silié
HEADRICK RIZIK ALVAREZ &
FERNÁNDEZ

Juan Manuel Suero
AARON SUERO & PEDERSINI

Gilbert Suero Abreu
DICKSON MORALES - ABOGADOS |
CONSULTORES

Juan Tejeda
PwC DOMINICAN REPUBLIC

Gisselle Valera Florencio
JIMÉNEZ CRUZ PEÑA

Ana Gisselle Valerio
TRONCOSO Y CACERES

Vilma Veras Terrero
JIMÉNEZ CRUZ PEÑA

Jeanerette Vergez Soto
JOB, BÁEZ, SOTO & ASOCIADOS
- MEMBER OF RUSSELL BEDFORD
INTERNATIONAL

Monica Villafaña
RUSSIN & VECCHI

Chery Zacarías
MEDINA & RIZEK, ABOGADOS

ECUADOR

DLL LAW OFFICE

MZ SISTEMAS ELECTRICOS Y
ELECTRONICOS

PANALPINA WORLD TRANSPORT LLP

Pablo Aguirre
PwC ECUADOR

Maria Isabel Aillon
PÉREZ, BUSTAMANTE Y PONCE, MEMBER
OF LEX MUNDI

Natalia Almeida-Oleas
PÉREZ, BUSTAMANTE Y PONCE, MEMBER
OF LEX MUNDI

Jorge Aymar
EQUIFAX ECUADOR BURÓ DE
INFORMACION CREDITICIA C.A.

Diego Cabezas-Klaere
CABEZAS & CABEZAS-KLAERE

Pablo Chiriboga Dechiara
PUENTE REYES & GALARZA
ATTORNEYS-AT-LAW CIA. LTDA.

Fernando Coral
PANALPINA WORLD TRANSPORT LLP

Lucía Cordero Ledergerber
FALCONI PUIG ABOGADOS

Renato Coronel
PINTO & GARCÉS ASOC. CIA LTDA.
- MEMBER OF RUSSELL BEDFORD
INTERNATIONAL

José Luis Cuesta Ribadeneira
LEXIM ABOGADOS

Gonzalo Diez P.
GONZALO DIEZ ARQUITECTOS

Miguel Falconi-Puig
FALCONI PUIG ABOGADOS

Martín Galarza Lanas
PUENTE REYES & GALARZA
ATTORNEYS-AT-LAW CIA. LTDA.

Leopoldo González R.
PAZ HOROWITZ ROBALINO GARCÉS
ABOGADOS

Jaime Gordillo
PwC ECUADOR

Maria Emilia Granja Romero
LEXIM ABOGADOS

Arturo Griffin
PÉREZ, BUSTAMANTE Y PONCE, MEMBER
OF LEX MUNDI

Vanessa Izquierdo D.
LEXIM ABOGADOS

Vanessa Izquierdo Duncan
LEXIM ABOGADOS

Raul Izurieta
IZURIETA MORA BOWEN LAW

Veronica Jaramillo
PANALPINA WORLD TRANSPORT LLP

Alvaro Jarrín
SUPERINTENDENCIA DE BANCOS Y
SEGUROS

Rubby Lucero
CABEZAS & CABEZAS-KLAERE

María Isabel Machado
FALCONI PUIG ABOGADOS

Carlos Alberto Maldonado
Terneus
EMPRESA ELÉCTRICA QUITO SA

Juan Manuel Marchán
PÉREZ, BUSTAMANTE Y PONCE, MEMBER
OF LEX MUNDI

Luis Marin-Tobar
PÉREZ, BUSTAMANTE Y PONCE, MEMBER
OF LEX MUNDI

Javier Mori Cockburn
EQUIFAX PERU S.A.

Francisco Javier Naranjo Grijalva
PAZ HOROWITZ ROBALINO GARCÉS
ABOGADOS

María Dolores Orbe
VIVANCO & VIVANCO

Andrea Pavon
VICSAN LOGISTICS SA

Rodrigo Pesantez
PÉREZ, BUSTAMANTE Y PONCE, MEMBER
OF LEX MUNDI

Bruno Pineda-Cordero
PÉREZ, BUSTAMANTE Y PONCE, MEMBER
OF LEX MUNDI

Daniel Pino Arroba
CORONEL Y PÉREZ

Ramiro Pinto
PINTO & GARCÉS ASOC. CIA LTDA.
- MEMBER OF RUSSELL BEDFORD
INTERNATIONAL

Patricia Ponce Arteta
BUSTAMANTE & BUSTAMANTE

Martín Portilla
VIVANCO & VIVANCO

Juan Carlos Proaño
PANALPINA WORLD TRANSPORT LLP

Ángel Alfonso Puente Reyes
PUENTE REYES & GALARZA
ATTORNEYS-AT-LAW CIA. LTDA.

Juan José Puente Reyes
PUENTE REYES & GALARZA
ATTORNEYS-AT-LAW CIA. LTDA.

Manuel Ramos
PwC ECUADOR

Sandra Reed-Serrano
PÉREZ, BUSTAMANTE Y PONCE, MEMBER
OF LEX MUNDI

Amparo Romero
ROMERO ARTETA PONCE

Diego Romero
ROMERO ARTETA PONCE

Gustavo Romero
ROMERO ARTETA PONCE

Manuel Rueda
EMPRESA ELÉCTRICA QUITO SA

Montserrat Sánchez
CORONEL Y PÉREZ

Leonardo Sempértegui
SEMPÉRTEGUI ONTANEDA

Esmeralda Tipán
EMPRESA ELÉCTRICA QUITO SA

Ruth Urbano
SEMPÉRTEGUI ONTANEDA

EGYPT, ARAB REP.

TALAL ABU GHAZALEH LEGAL (TAG-
LEGAL)

Abdel Aal Aly
AFIFI WORLD TRANSPORT ALEXANDRIA

Naguib Abadir
NACITA CORPORATION

Mostafa Abd El Rahim
AL KAMEL LAW OFFICE

Mohamed Abd El-Sadek
INTERNATIONAL CENTER FOR LAW,
INTELLECTUAL PROPERTY AND
ARBITRATION (ICLIPIA)

Ghada Abdel Aziz
IBRACHY & DERMARKAR LAW FIRM

Ibrahim Mustafa Ibrahim Abdel
Khalek
GENERAL AUTHORITY FOR INVESTMENT
GAFI

Mostafa Abdel Rahim
AL KAMEL LAW OFFICE

Ahmed Abdel Warith
AAW CONSULTING ENGINEERS

Fayez Abdelaziz
CAIRO MUNICIPALITY

Adel Sayed Abdelfattah
CONSULTANCIES GROUP FOR
ARCHITECTURE AND DECOR

Omar Abdelsalam
TELELAWS

Sherine Abdulla
EGYPTIAN ELECTRIC UTILITY AND
CONSUMER PROTECTION REGULATORY
AGENCY

Amr Abo Elfetouh
MINISTRY OF INVESTMENT

Ahmed Abou Ali
HASSOUNA & ABOU ALI

Gamal Abou Ali
HASSOUNA & ABOU ALI

Ashraf Abou Elkheir
ALLIANCE LAW FIRM

Deema Abu Zulaikha
TALAL ABU GHAZALEH LEGAL (TAG-
LEGAL)

Maged Ackad
ACKAD LAW OFFICE

Mohamed Reda Afifi
ENGINEERING CONSULTANCIES OFFICE

Suzan Saad Ahmed
AL-SAAD FOR ENGINEERING DESIGNS

Hazem Ahmed Fathi
HASSOUNA & ABOU ALI

Hussein Al Shafi
CAIRO MUNICIPALITY

Mohamed Ali
CENTRAL BANK OF EGYPT

Mamdoh Aly
AAW CONSULTING ENGINEERS

Abd El Wahab Aly Ibrahim
ABD EL WAHAB SONS

Ahmed Amin
SHALAKANY LAW OFFICE, MEMBER OF
LEX MUNDI

Sarah Ammar
AL KAMEL LAW OFFICE

Sayed Ammar
AL KAMEL LAW OFFICE

Khaled Balbaa
KPMG

Wagih Barakat
AAW CONSULTING ENGINEERS

Karim Dabbous
SHERIF DABBIOUS - MEMBER OF RUSSELL
BEDFORD INTERNATIONAL

Sherif Dabbous
SHERIF DABBIOUS - MEMBER OF RUSSELL
BEDFORD INTERNATIONAL

Sameh Dahroug
IBRACHY & DERMARKAR LAW FIRM

Mohamed Darwish
COBBETTS INTERNATIONAL CAIRO

Amal Afifi Dawood
DENTONS

Amany El Bagoury
AM LAW FIRM

Ahmed El Gammal
SHALAKANY LAW OFFICE, MEMBER OF
LEX MUNDI

Mohamed Refaat El Houshi
THE EGYPTIAN CREDIT BUREAU I-SCORE

Hassan El Maraashly
AAW CONSULTING ENGINEERS

Amr El Monayer
PwC EGYPT

Farah El Nahas
SHALAKANY LAW OFFICE, MEMBER OF
LEX MUNDI

Khaled El Shalakany
SHALAKANY LAW OFFICE, MEMBER OF
LEX MUNDI

Aly El Shalakany
SHALAKANY LAW OFFICE, MEMBER OF
LEX MUNDI

Passant El Tabei
PwC EGYPT

Salma El Amir
TELELAWS

Amr Eleish
GENERAL AUTHORITY FOR INVESTMENT
GAFI

Ashraf Eibrachy
IBRACHY & PARTNERS

Mostafa Elshafei
IBRACHY & PARTNERS

Abd-Allah El-Shazy
EGYPTIAN PUBLIC PROSECUTION

Yara Elshennawy
SHALAKANY LAW OFFICE, MEMBER OF
LEX MUNDI

Adham El-Shetehy
ARAB ACADEMY FOR SCIENCE,
TECHNOLOGY AND MARITIME
TRANSPORT (AASTMT)

Karim Emam
PwC EGYPT

Mariam Fahmy
SHALAKANY LAW OFFICE, MEMBER OF
LEX MUNDI

Shehab Fawzy
IBRACHY & PARTNERS

Tarek Gadallah
IBRACHY & PARTNERS

Ahmed Hantera
EGYPTIAN PUBLIC PROSECUTION

Nafisa Mahmoud Hashem
MINISTRY OF HOUSING AND URBAN
COMMUNITIES

Mohamed Hashish
TELELAWS

Maha Hassan
AFIFI WORLD TRANSPORT ALEXANDRIA

Tarek Hassib
AL KAMEL LAW OFFICE

Mohamed Hazzaa
SHARKAWY & SARHAN LAW FIRM

Omneia Helmy
EGYPTIAN CENTER FOR ECONOMIC
STUDIES

Mohamed Hisham Hassan
MINISTRY OF INVESTMENT

Ramy Hussein
MINISTRY OF INVESTMENT

Mohamed Kamal
SHALAKANY LAW OFFICE, MEMBER OF
LEX MUNDI

Salma Kamal
SHALAKANY LAW OFFICE, MEMBER OF
LEX MUNDI

Ahmed Kamel
PwC EGYPT

Mohamed Kamel
AL KAMEL LAW OFFICE

Mohanad Khaled
BDO, KHALED & CO

Taha Khaled
BDO, KHALED & CO

Lobna Magdy
SHALAKANY LAW OFFICE, MEMBER OF
LEX MUNDI

Mustafa Makram
BDO, KHALED & CO

Hassan Fahmy Mohamed
GENERAL AUTHORITY FOR INVESTMENT
GAFI

Alia Monieb
IBRACHY & PARTNERS

Mostafa Mostafa
AL KAMEL LAW OFFICE

Mostafa Mohamed Mostafa
AL KAMEL LAW OFFICE

Vivan Nabil
TELELAWS

Marwa Omara
TELELAWS

Ingy Rasekh
MENA ASSOCIATES, MEMBER OF
AMERELLER RECHTSANWÄLTE

Menha Samy
IBRACHY & DERMARKAR LAW FIRM

Mohamed Serry
SERRY LAW OFFICE

Wael Shaker
ISLAND GROUP

Abdallah Shalash
ABDALLAH SHALASH & Co.

Ramy Shalash
ABDALLAH SHALASH & Co.

Abdelrahman Sherif
MENA ASSOCIATES, MEMBER OF
AMERELLER RECHTSANWÄLTE

Omar Sherif
SHALAKANY LAW OFFICE, MEMBER OF
LEX MUNDI

Sharif Shihata
SHALAKANY LAW OFFICE, MEMBER OF
LEX MUNDI

Shaimaa Solaiman
CHALLENGE LAW FIRM

Amira Thabet
SHERIF DABBOUS - MEMBER OF RUSSELL
BEDFORD INTERNATIONAL

Randa Tharwat
NACITA CORPORATION

Ehab Yehia
EGYPTIAN PUBLIC PROSECUTION

Nabil A.B. Yehia
CAIRO UNIVERSITY

Fady Youssef

Tarek Zahran
AL KAMEL LAW OFFICE

Mona Zobaa
MINISTRY OF INVESTMENT

EL SALVADOR

AES EL SALVADOR

ROMERO PINEDA & ASOCIADOS,
MEMBER OF LEX MUNDI

Miguel Angel
ALE CARGO S.A. DE C.V.

Giancarlo Angelucci
LEXINCORP

Francisco Armando Arias Rivera
ARIAS & MUÑOZ

Irene Arrieta de Díaz Nuila
ARRIETA BUSTAMANTE

Carlos Baez
NASSAR ABOGADOS

Francisco José Barrientos
FRANCISCO JOSE BARRIENTOS, S.A.
DE C.V.

Hazel Alexandra Cabezas
AGUILAR CASTILLO LOVE

Ana Marcela Canjura
ARRIETA BUSTAMANTE

Carlos Roberto Alfaro Castillo
AGUILAR CASTILLO LOVE

Ricardo Cevallos
CONSORTIUM CENTRO AMÉRICA
ABOGADOS

Walter Chávez
GOLD SERVICE

Celina Cruz
LA OFICINA DE PLANIFICACIÓN DEL
ÁREA METROPOLITANA DE SAN
SALVADOR (OPAMSS)

Porfirio Diaz Fuentes
DLM, ABOGADOS, NOTARIOS &
CONSULTORES

Lorena Dueñas
SUPERINTENDENCIA DEL SISTEMA
FINANCIERO

Ericka Elias
PwC EL SALVADOR

David Ernesto Claros Flores
GARCÍA & BODÁN

Enrique Escobar
LEXINCORP

Alejandra María Escobar Aguilar
ACZALAW

Roberta Gallardo de Cromeyer
ARIAS & MUÑOZ

America Hernandez
ALE CARGO S.A. DE C.V.

Luis Lievano
INSTITUTO SALVADOREÑO DE LA
CONSTRUCCIÓN - ISC

Thelma Dinora Lizama de
Osorio
SUPERINTENDENCIA DEL SISTEMA
FINANCIERO

Mario Lozano
ARIAS & MUÑOZ

Luis Alfredo Cornejo Martínez
CORNEJO & UMAÑA, LTDA. DE C.V. - A
MEMBER FIRM OF RUSSELL BEDFORD
INTERNATIONAL

Astrud María Meléndez
ASOCIACIÓN PROTECTORA DE CRÉDITOS
DE EL SALVADOR (PROCREDITO)

Miriam Eleana Mixco Reyna
GOLD SERVICE

Jocelyn Mónico
FRANCISCO JOSE BARRIENTOS, S.A.
DE C.V.

Fernando Montano
ARIAS & MUÑOZ

Mario Moran
M. REPRESENTACIONES

Jose Navas
ALL WORLD CARGO, SA DE CV

Mauricio Orellana
PwC EL SALVADOR

Iris Palma
OEA

Andrea Paniagua
PwC DOMINICAN REPUBLIC

Carlos Pastrana
RESTAURO ELECTRICITÀ È COSTRUZIONI

Mónica Pineda Machuca
ACZALAW

Jose Polanco
LEXINCORP

Ana Patricia Portillo Reyes
GUANDIQUE SEGOVIA QUINTANILLA

Hector Rios
CONSORTIUM CENTRO AMÉRICA
ABOGADOS

Flor de Maria Rodriguez
ARIAS & MUÑOZ

Otto Rodríguez
BENIAMÍN VALDEZ & ASOCIADOS

Kelly Beatriz Romero
NASSAR ABOGADOS

Jaime Salinas
GARCÍA & BODÁN

Alonso V. Saravia
ASOCIACIÓN SALVADOREÑA DE
INGENIEROS Y ARQUITECTOS (ASIA)

Benjamín M. Valdez Tamayo
BENIAMÍN VALDEZ & ASOCIADOS

Manuel Telles Suvilla
LEXINCORP

Oscar Torres
GARCÍA & BODÁN

María Alejandra Tulipano
CONSORTIUM CENTRO AMÉRICA
ABOGADOS

Mauricio Antonio Urrutia
SUPERINTENDENCIA DEL SISTEMA
FINANCIERO

Julio Vargas
GARCÍA & BODÁN

A. Vargas Mora
LEXINCORP

Rene Velasquez
ARIAS & MUÑOZ

Luis Mario Villalta
CONSORTIUM CENTRO AMÉRICA
ABOGADOS

EQUATORIAL GUINEA

EQUATORIAL GUINEA CONSTITUTIONAL
COURT

SEGESA (SOCIEDAD DE ELECTRICIDAD DE
GUINEA ECUATORIAL)

Gabriel Amugu
INTERACTIVOS GE

N.J. Ayuk
CENTURION LLP

Raphaël Beilvert
PwC EQUATORIAL GUINEA

Francisco Campos Braz
SOLEGE

Angel-Francisco Ela Ngomo
Nchama
JUZGADO DE INSTRUCCION DE BATA

Philippe Fouda Fouda
BEAC CAMEROON

Eddy Garrigo
PwC EQUATORIAL GUINEA

Javier Iñiguez
PwC EQUATORIAL GUINEA

Marcel Juetsop

Sébastien Lechêne
PwC EQUATORIAL GUINEA

Angel Mba Abeso
CENTURION LLP

Paulino Mbo Obama
OFICINA DE ESTUDIOS - ATEG

Maria Luz Ndjondjo Andrada
CENTURION LLP

Gustavo Ndong Edu
AFRI LOGISTICS

Pierre Ngon
SDV LOGISTICS

Antonio-Pascual Oko Eboho
ATTORNEY-AT-LAW

Jacinto Ona
CENTURION LLP

ERITREA

Senai Andemariam
BERHANE GILA-MICHAEL LAW FIRM

Biniam Fessehazion
Ghebremichael
ERITREAN AIRLINES

Berhane Gila-Michael
BERHANE GILA-MICHAEL LAW FIRM

Fessahaie Habte
ATTORNEY-AT-LAW AND LEGAL
CONSULTANT

Mebrahtom Habtemariam

Ali Reza
ELMI OLINDO & Co. PLC - GENERAL
CONTRACTOR

Berhane Woldu
SERVICE EFFECTIVENESS RESEARCH
GROUP

Gethahun Yohannes
ADVOCATE & COUNSELOR AT LAW

ESTONIA

METAPRINT LTD.

Ott Aava
ATTORNEYS-AT-LAW BORENIUS

Angela Agur
MAQS LAW FIRM ESTONIA TALLINN

Risto Agur
ADVOKAADIBÜROO SORAINEN AS

Sigrid Aljas
ADVOKAADIBÜROO SORAINEN AS

Katrin Altmets
ADVOKAADIBÜROO SORAINEN AS

Kedli Anvelt
VARUL

Maria Beljajeva
RAIDLA LEJINS & NORCOUS

Aet Bergmann
BNT KLAUBERG KRAUKLIS
ADVOKAADIBÜROO

Ülleke Eerik
ESTONIAN LAND BOARD

Heili Haabu
ATTORNEYS-AT-LAW BORENIUS

Kadriann Habakukk
VARUL

Pirkko-Liis Harkmaa
LAWIN

Hedi Hepner
RAIDLA LEJINS & NORCOUS

Triinu Hiob
LAWIN

Annika Jaanson
ATTORNEYS-AT-LAW BORENIUS

Andres Juss
ESTONIAN LAND BOARD

Marko Kairjak
VARUL

Erica Kaldre
HOUGH, HUTT & PARTNERS OU

Helerin Kaldvee
RAIDLA LEJINS & NORCOUS

Kadri Kallas
ADVOKAADIBÜROO SORAINEN AS

Kristo Kallas
MAQS LAW FIRM ESTONIA TALLINN

Meelis Kaps
EESTI ENERGIA JAOTUSVÕRK OÜ
(DISTRIBUTION GRID)

Katre Kasepold
ESTONIAN LOGISTICS AND FREIGHT
FORWARDING ASSOCIATION

Triin Kaurson
MAQS LAW FIRM ESTONIA TALLINN

Jevgeni Kazutkin
HOUGH, HUTT & PARTNERS OU

Igor Kostjuk
HOUGH, HUTT & PARTNERS OU

Andreas Kotsjuba
ATTORNEYS-AT-LAW BORENIUS

Villu Kõve
ESTONIAN SUPREME COURT

Ksenia Kravtshenko
LAW OFFICE VARES & PARTNERID

Tanja Kriisa
PwC ESTONIA

Anu Maria Kütimaa
ADVOKAADIBÜROO SORAINEN AS

Peeter Kutman
ATTORNEYS-AT-LAW BORENIUS

Kaia Kuusler
ADVOKAADIBÜROO SORAINEN AS

Erik Lepik
LAWIN

Kerstin Linnart
RAIDLÄ LEIJNS & NORCOUS

Liina Linsi
LAWIN

Karin Madisson
ADVOKAADIBÜROO SORAINEN AS

Mart Maidla
EESTI ENERGIA JAOTUSVÕRK OÜ
(DISTRIBUTION GRID)

Tiina Maldre
KONKURENTSIAMET ESTONIAN
COMPETITION AUTHORITY

Marko Mehilane
LAWIN

Veiko Meos
KREDIIDIINFO AS

Sandra Metsamärt
ADVOKAADIBÜROO SORAINEN AS

Jaanus Mody
ATTORNEYS-AT-LAW BORENIUS

Margus Mugu
ATTORNEYS-AT-LAW BORENIUS

Jaana Nõgisto
LAW OFFICE NORDEUS

Airi Noor
KONKURENTSIAMET ESTONIAN
COMPETITION AUTHORITY

Irina Nossova
VARUL

Arne Ots
RAIDLÄ LEIJNS & NORCOUS

Karina Paatsi
ATTORNEYS-AT-LAW BORENIUS

Sven Papp
RAIDLÄ LEIJNS & NORCOUS

Kirsti Pent
LAW OFFICE NORDEUS

Sigrid Polli
DELOITTE ADVISORY AS

Sirje Rogova
CENTRE OF REGISTERS & INFORMATION
SYSTEMS

Tuuli Saarits
BNT KLAUBERG KRAUKLIS
ADVOKAADIBÜROO

Piret Saartee
MINISTRY OF JUSTICE

Katrin Sarap
MAQS LAW FIRM ESTONIA TALLINN

Kristjan Tamm
ADVOKAADIBÜROO SORAINEN AS

Aivar Taro
ATTORNEYS-AT-LAW BORENIUS

Tarvi Thomberg
EESTI ENERGIA JAOTUSVÕRK OÜ
(DISTRIBUTION GRID)

Villi Täntson
PwC ESTONIA

Veikko Toomere
MAQS LAW FIRM ESTONIA TALLINN

Maris Tudre
CENTRE OF REGISTERS & INFORMATION
SYSTEMS

Karolina Ullman
MAQS LAW FIRM ESTONIA TALLINN

Neve Uudelt
RAIDLÄ LEIJNS & NORCOUS

Erle Uus
KPMG BALTICS OÜ

Ingmar Vali
REGISTRITSE JA INFOSUSTEEMIDE KESKUS

Ivo Vanasaun
DELOITTE ADVISORY AS

Aleksander Vares
LAW OFFICE VARES & PARTNERID

Paul Varul
VARUL

Peeter Viirsalu
VARUL

Ago Vilu
PwC ESTONIA

Vesse Võhman
Urmass Volens
ADVOKAADIBÜROO SORAINEN AS

ETHIOPIA

Siraj Ahmed
PACKFORD INTERNATIONAL

Fikadu Asfaw
FIKADU ASFAW LAW OFFICE

Wubetu Assefa
BUNNA INTERNATIONAL BANK

Adameled Belay
ZEMEN BANK

Teshome Gabre-Mariam Bokan
TESHOME GABRE-MARIAM BOKAN
LAW FIRM

Semere Wolde Bonge
NATIONAL BANK OF ETHIOPIA

Kumlachew Dagne

Berhane Ghebray
BERHANE GHEBRAY & ASSOCIATES

Yodit Gurji
FIKADU ASFAW LAW OFFICE

Getu Jemaneh
HST CONSULTING

Yosef Kebede
DASHEN BANK S.C.

Belay Kebede Alemu
ETHIOPIAN INSURANCE CORPORATION

Tamrat Assefa Liban
TAMRAT ASSEFA LIBAN LAW OFFICES

Misrak Mengesha
PACKFORD INTERNATIONAL

Mahlet Mesganaw
MAHLET MESGANAW LEGAL ADVISORY
OFFICE

Mathewos Shamo
INDEPENDENT CONSULTANT

Menelik Solomon
DASHEN BANK S.C.

Mesfin Tafesse
MESFIN TAFESSE LAW OFFICE

Eyasu Tequame
JEHOIACHIN TECHNO PVT. LTD. CO.

Dagnachew Tesfaye
DAGNACHEW TESHAYE LAW OFFICE

Michael Teshome
TESHOME GABRE-MARIAM BOKAN
LAW FIRM

Amsalash Tsehaye
AMSALE TSEHAYE & ASSOCIATES LAW
OFFICE

Roman Woldekidn
Tekleyohannes
BW INTERNATIONAL BUSINESS PLC

FIJI

David Aidney
WILLIAMS & GOSLING LTD.

Caroll Sela Ali
CROMPTONS SOLICITORS

Eddielin Almonte
PwC FIJI

Jon Apted
MUNRO LEYS

Lisa Apted
KPMG

Nehla Basawaiya
MUNRO LEYS

Rishi Deo
FIJI CUSTOMS

Delores Elliott
DATA BUREAU (FIJI) LIMITED

Isireli Fa
THE FIJI LAW SOCIETY / FA &
COMPANY BARRISTERS & SOLICITORS

Lawrence Fung
MUNRO LEYS

Dilip Jamnadas
JAMNADAS AND ASSOCIATES

Jerome Kado
PwC FIJI

Viren Kapadia
SHERANI & CO.

Releshni Karan
MISHRA PRAKASH & ASSOCIATES

Intiyaz Khan
FIJI DEPARTMENT OF ENERGY

Emily King
MUNRO LEYS

Besant Kumar
FIJI ELECTRICITY AUTHORITY

Roneel Lal
WILLIAMS & GOSLING LTD.

Brenda Nanius
SIWATIBAU & SLOAN

Jon Orton
ORTON ARCHITECTS

Pradeep Patel
BDO

Nilesh Prasad
MITCHELL, KEIL & ASSOCIATES

Ramesh Prasad Lal
CARPENTERS SHIPPING

Rahul Lal
CARPENTERS SHIPPING

Abhi Ram
COMPANIES REGISTRAR

Ronlyn Sahib
SIWATIBAU & SLOAN

Varun Shandil
MUNRO LEYS

Om Dutt Sharma
FIJI ELECTRICITY AUTHORITY

Jagindar Singh
CARPENTERS SHIPPING

Ronal Singh
MUNRO LEYS

Shelvin Singh
PARSHOTAM & CO.

Atunaisa Siwatibau
SIWATIBAU & SLOAN

James Sloan
SIWATIBAU & SLOAN

Narotam Solanki
PwC FIJI

Shayne Sorby
MUNRO LEYS

Epama Tawake
FIJI ELECTRICITY AUTHORITY

Vulisere Tukama
SUVA CITY COUNCIL

Chirk Yam
PwC FIJI

Eddie Yuen
WILLIAMS & GOSLING LTD.

FINLAND

Ville Ahtola
CASTRÉN & SNELLMAN ATTORNEYS
LTD.

Manne Airaksinen
ROSCHEER ATTORNEYS LTD.

Timo Airisto
WHITE & CASE

Joonas Haapamäki
ROSCHEER ATTORNEYS LTD.

Esa Halmari
HEDMAN PARTNERS

Pekka Halme
NATIONAL LAND SURVEY OF FINLAND

Johanna Haltia-Tapio
HANNES SNELLMAN LLC

Tuulia Hartikainen
PwC FINLAND

Joni Hatanmaa
HEDMAN PARTNERS

Seppo Havia
DITTMAR & INDRENIUS

Leenamajja Heino
ROSCHEER ATTORNEYS LTD.

Eeva Impiö
CASTRÉN & SNELLMAN ATTORNEYS
LTD.

Nina Isokorpi
ROSCHEER ATTORNEYS LTD.

Lauri Jääskeläinen
BUILDING CONTROL DEPARTMENT OF
THE CITY OF HELSINKI

Pekka Jaatinen
CASTRÉN & SNELLMAN ATTORNEYS
LTD.

Juuso Jokela
SUOMEN ASIAKASTIETO OY

Tanja Jussila
WASELIUS & WIST

Mika Karpinen
HANNES SNELLMAN LLC

Aki Kauppinen
ROSCHEER ATTORNEYS LTD.

Sakari Kauppinen
NATIONAL BOARD OF PATENTS &
REGISTRATION

Suvi Knaapila
DITTMAR & INDRENIUS

Tiina Komppa
HANNES SNELLMAN LLC

Mika Lahtinen
PwC FINLAND

Jan Liljus
HANNES SNELLMAN LLC

Patrik Lindfors
LINDFORS & CO, ATTORNEYS-AT-
LAW LTD.

Tuomas Lukkarinen
NATIONAL LAND SURVEY OF FINLAND

Kimmo Mettälä
KROGERUS ATTORNEYS LTD.

Eeva-Leena Niemelä
ROSCHEER ATTORNEYS LTD.

Ulrika Nirkkonen
ROSCHEER ATTORNEYS LTD.

Juha-Pekka Nuutinen

Maria Parker
PwC FINLAND

Elina Pesonen
CASTRÉN & SNELLMAN ATTORNEYS
LTD.

Mikko Reinikainen
PwC FINLAND

Aino Saarilahti
ATTORNEYS-AT-LAW JURIDIA LTD.

Matti Sanaksenaho
SANAKSENHAHO ARKKITEHDIT

Petri Seppälä
PwC FINLAND

Mirja Sikander
KROGERUS ATTORNEYS LTD.

Petri Taivalkoski
ROSCHEER ATTORNEYS LTD.

Seija Vartiainen
PwC FINLAND

Marko Vuori
KROGERUS ATTORNEYS LTD.

Gunnar Westerlund
ROSCHEER ATTORNEYS LTD.

Samuli Woolston
ALA ARCHITECTS

FRANCE

ALLEN & OVERY LLP

BRÉMONT & ASSOCIÉS

CENTRE DE FORMALITÉS DES
ENTREPRISES

CHAMBER OF COMMERCE

CIC BANK

MAIRIE DE PARIS

SOCIÉTÉ GÉNÉRALE

Bruno Amigues
AMIGUES AUBERTY JOUARY POMMIER

Yves Ardailou
BERSAY ASSOCIÉS

Nicolas Barberis
ASHURST LLP

Hervé Beloeuvre
CABINET BELOEUVRE

Bruno Berger-Perrin
FIDAL

Thomas Binet
GIDE LOYRETTE NOUËL, MEMBER OF
LEX MUNDI

Andrew Booth
ANDREW BOOTH ARCHITECT

Dominique Borde
PAUL HASTINGS

Guillaume Bordier
CAPSTAN

Franck Buffaud
DELSOL AVOCATS

Audrey Calvas
MAYER BROWN

Isabelle-Victoria Carbucciona
IVCH PARIS

Frédérique Chiffrot Bourgeois
LAWYER AT THE BAR OF PARIS

Michel Combe
LANDWELL & ASSOCIÉS

Christian Courivaud
SCP COURIVAUD - MORANGE - LORIOT
CHERON

Patricia de Suzzoni
COMMISSION DE RÉGULATION DE
L'ÉNERGIE

Jean-Marc Desaché
GIDE LOYRETTE NOUËL, MEMBER OF
LEX MUNDI

Marie-Noëlle Dompe
DARROIS VILLEY MAILLOT & BROCHIER

Segolene Dufetel
MAYER BROWN

Jean-Marc Dufour
FRANCE E-COMMERCE INTERNATIONAL

Benoît Fauvelet
BANQUE DE FRANCE

Ingrid Fauvelière
*GIDE LOYRETTE NOUËL, MEMBER OF
 LEX MUNDI*

Jean-Gabriel Flandrois
*GIDE LOYRETTE NOUËL, MEMBER OF
 LEX MUNDI*

Sidonie Fraiche-Dupeyrat
LEFÈVRE PELLETIER & ASSOCIÉS

Nassim Ghalimi
VEIL JOURDE

Thierry Gomot
BANQUE DE FRANCE

Régine Goury
MAYER BROWN

Kevin Grossmann
CABINET KEVIN GROSSMANN

Beatrice Guernan Salin
FEDERATION DU BATIMENT

Philippe Guibert
FIEEC

Aurelien Hamelle
METZNER ASSOCIÉS

Marc Jobert
JOBERT & ASSOCIÉS

Philippe Jouary
AMIGUES AUBERTY JOUARY POMMIER

Didier Laffaille
*COMMISSION DE RÉGULATION DE
 L'ÉNERGIE*

Daniel Arthur Laprès
AVOCAT À LA COUR D'APPEL DE PARIS

Charlotte Lavedrine
BOUYGUES IMMOBILIER

Julien Maire du Poset
SMITH VIOLET

Pauline Malaplate
*CONSEIL SUPÉRIEUR DU NOTARIAT
 (PARIS)*

Wladimir Mangel
MAYER BROWN

Nathalie Morel
MAYER BROWN

Wye-Peygn Morter
MAYER BROWN

Jerome Orsel
DB SCHENKER

Cynthia Oussadon

Arnaud Pelpel
PELPEL AVOCATS

Pierre Petit Pas
BOUYGUES IMMOBILIER

Thomas Philippe
MAYER BROWN

Etienne Pichat
ALLENZ & ASSOCIÉS

Nicolas Rontchevsky
LAWYER & PROFESSOR

Philippe Roussel-Galle
UNIVERSITÉ PARIS DESCARTES

Hugues Roux
BANQUE DE FRANCE

Jennifer Satchetat
ASHURST LLP

Pierre-Nicolas Sanzey
*HERBERT SMITH FREEHILLS
 PARIS LLP*

Charles Sarrazin
*MINISTÈRE DE L'ÉCONOMIE DES
 FINANCES*

Emmanuel Schulte
BERSAY ASSOCIÉS

Isabelle Smith Monnerville
SMITH VIOLET

Camille Sparfel
CAPSTAN

Lionel Spizzichino
PAUL HASTINGS

Marlène-Johanne Suberville
DELSOL AVOCATS

Jean Svasta
MAYER BROWN

Sophie Tavergnier
*GIDE LOYRETTE NOUËL, MEMBER OF
 LEX MUNDI*

Jean-Marc Valot
*BEYLOUNI CARBASSE GUÉNY VALOT
 VERNET*

Martin Vergier
*COMMISSION DE RÉGULATION DE
 L'ÉNERGIE*

Philippe Xavier-Bender
*GIDE LOYRETTE NOUËL, MEMBER OF
 LEX MUNDI*

Claire Zuliani
*TRANSPARENCY - MEMBER OF RUSSELL
 BEDFORD INTERNATIONAL*

GABON

CABINET JOHN W. FFOOKS & Co.

ETUDE MAÎTRE GEY BEKALE

MINISTÈRE DE LA JUSTICE, GARDE DES
 SCEAUX

MUNICIPALITÉ DE LIBREVILLE

PANALPINA WORLD TRANSPORT

Y.A. Adetona
 CABINET FIDEXCE

Marcellin Massila Akendengue
 SOCIÉTÉ D'ÉNERGIE ET D'EAU DU
 GABON (SEEG)

Gianni Ardizzone
 SATRAM

Madeleine Berre
 DELOITTE JURIDIQUE ET FISCAL

Benoît Boulikou
 SOCIÉTÉ D'ÉNERGIE ET D'EAU DU
 GABON (SEEG)

Jean-Pierre Bozec
 PROJECT LAW FIRM

Daniel Chevallon
 MATELEC

Philippe Fouda Fouda
 BEAC CAMEROON

Maria Eduarda de Lemos
 Godinho

MIRANDA CORREIA AMENDEIRA
 & ASSOCIADOS - SOCIEDADE DE
 ADVOGADOS RL

Michael Jeannot
 MATELEC

Pélagie Massamba Mouckocko
 PRICEWATERHOUSECOOPERS TAX &
 LEGAL SA

Jean-Joel Mebaley
 DESTINY EXECUTIVES ARCHITECTS -
 AGENCE DU BORD DE MER

Ruben Mindonga Ndongo

Thierry Ngomo
 ARCHI PRO INTERNATIONAL

François Nguema Ebane
 CABINET ATELIER SA

Lubin Ntoutoume
 CABINET SCP NTOUTOUME ET MEZHER

Josette Cadie Olendo

César Apollinaire Ondo Mve
 METTRE COUR DE CASSATION DU
 GABON

Laurent Pommera
 PRICEWATERHOUSECOOPERS TAX &
 LEGAL SA

Christophe A. Relongoué
 PRICEWATERHOUSECOOPERS TAX &
 LEGAL SA

GAMBIA, THE

Gideon Ayi-Owoo
 PwC GHANA

Alpha Amadou Barry
 DT ASSOCIATES, INDEPENDENT
 CORRESPONDENCE FIRM OF DELOITTE
 TOUCHE TOHMATSU LIMITED

Abdul Aziz Bensouda
 AMIE BENSOUДА & Co.

Amie N.D. Bensouda
 AMIE BENSOUДА & Co.

Lamin B.S. Camara
 DANDIMAYO CAMBERS

Roy Chalkley

Nana Ama Dodoo
 PwC GHANA

Jon Goldy
 AMIE BENSOUДА & Co.

Badgie Ismaila

Cherno Alieu Jallow
 DT ASSOCIATES, INDEPENDENT
 CORRESPONDENCE FIRM OF DELOITTE
 TOUCHE TOHMATSU LIMITED

Edrissa Jarjue
 NATIONAL WATER AND ELECTRICITY
 COMPANY LTD.

Lamin S. Jatta
 DT ASSOCIATES, INDEPENDENT
 CORRESPONDENCE FIRM OF DELOITTE
 TOUCHE TOHMATSU LIMITED

Sulayman M. Joof
 S.M. JOOF AGENCY

Sophie Kayemba Mutebi
 PwC GHANA

Lamin Keita
 MSITA ENTERPRISE

George Kwatia
 PwC GHANA

Omar Njie
 LAW FIRM OMAR NJIE

Mary Abdoulie Samba-
 Christensen
 LEGAL PRACTITIONER

Hawa Sisay-Sabally
 LAWYER

Darcy White
 PwC GHANA

GEORGIA

Irakli Adeishvili

Nino Bakakuri
 NODIA, URUMASHVILI & PARTNERS

Nino Begalishvili
 COLIBRI LAW FIRM

Giorgi Begiashvili
 BEGIASHVILI & Co. LIMITED LAW
 OFFICES

Lily Begiashvili
 GEORGIA REVENUE SERVICE

Nino Berianidze

Revaz Beridze
 ERISTAVI LAW GROUP

Temur Bolotashvili
 USAID ECONOMIC PROSPERITY
 INITIATIVE

Giorgi Chichinadze

Zviad Chkhartishvili
 APM TERMINALS POTI

Ketevan Chokhoniidze
 THE BANK OF GEORGIA

Kakha Damenia
 GUTIDZE DAMENIA CHANTLADZE
 SOLUTIONS

Olga Gejadze
 GEORGIAN BAR ASSOCIATION

Rusudan Gergauli
 LPA LLC LAW FIRM

Iliia Giorgadze
 ARCI ARCHITECTURE & DEVELOPMENT

Lasha Gogiberidze
 BGI LEGAL

Tsira Gogichaishvili
 GEORGIAN BAR ASSOCIATION

Lali Gogoberidze

Alexander Gomiashvili
 JSC CREDIT INFO GEORGIA

Mamuka Gordeziani
 ITM GLOBAL LOGISTICS

Nana Gurgenidze
 LPA LLC LAW FIRM

Izabela Gutidze
 GUTIDZE DAMENIA CHANTLADZE
 SOLUTIONS

Batu Gvasalia
 NATIONAL AGENCY OF PUBLIC REGISTRY

Rusudan Gvazava
 BGI LEGAL

Salome Iobidze

Gia Jandieri
 NEW ECONOMIC SCHOOL

Salome Janelidze
 ALLIANCE GROUP HOLDING

David Javakhadze

Revaz Javelidze
 COLIBRI LAW FIRM

David Kakabadze

Grigol Kakauridze

Irakli Kandashvili

Tamar Katamadze

Mari Khardziani
 NATIONAL AGENCY OF PUBLIC REGISTRY

Anastasia Kipiani
 PwC GEORGIA

Sergi Kobakhidze
 PwC GEORGIA

Tamar Kovziashvili
 GEORGIAN BAR ASSOCIATION

Aietti Kukava
 ALLIANCE GROUP HOLDING

Tamar Lakerbaia
 ERISTAVI LAW GROUP

Mirab-Dmitry Lomadze

Eteri Mamukelashvili

Jaba Mamulashvili
 BEGIASHVILI & Co. LIMITED LAW
 OFFICES

Irakli Matkava

Robin McCone
 PwC GEORGIA

Elene Mebonia
 LPA LLC LAW FIRM

Maya Meskhia
 LAW OFFICE MIGRIALI & PARTNERS

Ekaterina Meskhidze
 NATIONAL AGENCY OF PUBLIC REGISTRY

Manana Meskishvili
 ERISTAVI LAW GROUP

Roin Migriali
 LAW OFFICE MIGRIALI & PARTNERS

Nino Mirtskhulava
 APM TERMINALS POTI

Nodar Mtvarelidze
 THE UNION OF HUMAN RIGHTS AND
 LAW SUPREMACY DEFENSE

Kakhaber Nariashvili
 GEORGIAN BAR ASSOCIATION

Lasha Nodia
 NODIA, URUMASHVILI & PARTNERS

Maia Okruashvili
 GEORGIAN LEGAL PARTNERSHIP

Tamta Otiaishvili

Joseph Salukvadze
 TBILISI STATE UNIVERSITY

Manzoor Shah
 GLOBALINK LOGISTICS GROUP

Manana Shurghulaia
 COMPETITION AND STATE
 PROCUREMENT AGENCY

Eka Siradze
 COLIBRI LAW FIRM

Irakli Siradze
 GUTIDZE DAMENIA CHANTLADZE
 SOLUTIONS

Rusudan Sreseli
 GUTIDZE DAMENIA CHANTLADZE
 SOLUTIONS

Giorgi Tavartkiladze
 DELOITTE LLP

Levan Tektumanidze
 ANDREAS SOFOCLEOUS & Co.

Tamara Tevdoradze
 BGI LEGAL

David Tomadze
 PwC GEORGIA

Nino Tsaturava
 LPA LLC LAW FIRM

Besik Tsimakuridze

Vakhtang Tsintsadze

Samson Uridia
 GEORGIA REVENUE SERVICE

Zviad Voshakidze
 TELASI

Maka Zhorzholiani
 ERISTAVI LAW GROUP

Ketevan Zukakishvili
 ALLIANCE GROUP CAPITAL

GERMANY

ALLEN & OVERY LLP

Arenth Alexander
 PwC GERMANY

Friedhold E. Andreas
 FREILING, ANDREAS & PARTNER

Markus Beaumart
 DLA PIPER UK LLP

Henning Berger
 WHITE & CASE

Jennifer Bierly
 GSK STOCKMANN + KOLLEGEN

Simon Boll
 DLA PIPER UK LLP

Simeon-Tobias Bolz
 HEUSSEN
 RECHTSANWALTSGESELLSCHAFT MBH

Jan Bunnemann
 DLA PIPER UK LLP

Thomas Büssow
 PwC GERMANY

Vanessa Miriam Carlow
 COBE BERLIN

Lorenz Czajka
 GRAF VON WESTPHALEN
 RECHTSANWÄLTE PARTNERSCHAFT

Helge Dammann
 PRICEWATERHOUSECOOPERS
 LEGAL AKTIENGESSELLSCHAFT

RECHTSANWALTSGESELLSCHAFT

Andreas Eckhardt
PRICEWATERHOUSECOOPERS
LEGAL AKTIENGESELLSCHAFT
RECHTSANWALTSGESELLSCHAFT

Dieter Endres
PwC GERMANY

Sigrun Erber-Faller
NOTARE ERBER-FALLER UND VORAN

Alexander Freiherr von Aretin
GRAF VON WESTPHALEN
RECHTSANWÄLTE PARTNERSCHAFT

Armineh Gharibian
MAYER BROWN

Kirsten Girnth
DLA PIPER UK LLP

Markus J. Goetzmann
C-B-H RECHTSANWÄLTE

Andrea Gruss
MERGET + PARTNER

Klaus Günther
OPPENHOFF & PARTNER

Marc Alexander Häger
OPPENHOFF & PARTNER

Götz-Sebastian Hök
DR. HÖK STIEGLMEIER & PARTNER

Peter Holzhäuser
PRICEWATERHOUSECOOPERS
LEGAL AKTIENGESELLSCHAFT
RECHTSANWALTSGESELLSCHAFT

Ralph Hummel
AVOCADO LAW

Helmut Jordan
JORDAN & WAGNER
RECHTSANWALTSGESELLSCHAFT MBH

Christof Kautzsch
DENTONS

Michael Kern
CLEARY GOTTLEB STEEN & HAMILTON
LLP

Henrik Kirchhoff
GSK STOCKMANN + KOLLEGEN

Jens Kirchner
DLA PIPER UK LLP

Britta Klatte
SCHUFA HOLDING AG

Dirk Kohlenberg
PRICEWATERHOUSECOOPERS
LEGAL AKTIENGESELLSCHAFT
RECHTSANWALTSGESELLSCHAFT

Thorsten Korder
LOGWIN AIR & OCEAN DEUTSCHLAND
GMBH

Jörg Kraffel
WHITE & CASE

Ernst-Otto Kuchenbrandt
DEUTSCHE BUNDESBANK

Peter Limmer
NOTARE DR. LIMMER & DR. FRIEDERICH

Roland Maaß
LATHAM & WATKINS LLP

Sabine Malik
SCHUFA HOLDING AG

Jan Geert Meents
DLA PIPER UK LLP

Werner Meier
CLEARY GOTTLEB STEEN & HAMILTON
LLP

Daniel Meier-Greve
PRICEWATERHOUSECOOPERS
LEGAL AKTIENGESELLSCHAFT
RECHTSANWALTSGESELLSCHAFT

Sven Müller
SCHUFA HOLDING AG

Eike Najork
C-B-H RECHTSANWÄLTE

Ethel Nanaeva
NOERR LLP, MEMBER OF LEX MUNDI

Michael Neuhausen
PRICEWATERHOUSECOOPERS
LEGAL AKTIENGESELLSCHAFT
RECHTSANWALTSGESELLSCHAFT

Martin Ostermann
MAGMA ARCHITECTURE

Dirk Otto
GOBBERS & DENK

Oliver Otto
DLA PIPER UK LLP

Laura Pfirrmann
CLEARY GOTTLEB STEEN & HAMILTON
LLP

Marlena Polic
PRICEWATERHOUSECOOPERS
LEGAL AKTIENGESELLSCHAFT
RECHTSANWALTSGESELLSCHAFT

Thomas Poss
LATHAM & WATKINS LLP

Sebastian Prügel
WHITE & CASE

Julia Pullen
C-B-H RECHTSANWÄLTE

Wilhelm Reinhardt
LATHAM & WATKINS LLP

Sebastian Reinsch
JANKE KÖNNECKE NAUJOK

Carl Renner
DLA PIPER UK LLP

Alexander Reus
DIAZ REUS & TARG LLP

Jan Rudolph
LINKLATERS LLP

Philipp Ruehland
PRICEWATERHOUSECOOPERS
LEGAL AKTIENGESELLSCHAFT
RECHTSANWALTSGESELLSCHAFT

Sönke Schröder
SALGER RECHTSANWÄLTE

Dietmar Schulz
DLA PIPER UK LLP

Thomas Schulz
NOERR LLP, MEMBER OF LEX MUNDI

Eva-Maria Schünemann
DLA PIPER UK LLP

Frank Schwem
DLA PIPER UK LLP

Ingrid Seitz
DEUTSCHE BUNDESBANK

Michael Sörgel
DLA PIPER UK LLP

Dirk Stiller
PwC GERMANY

Thomas Strassner
ORRICK, HERRINGTON & SUTCLIFFE LLP

Tobias Taetzner
PwC GERMANY

Nora Thies
GRAF VON WESTPHALEN
RECHTSANWÄLTE PARTNERSCHAFT

Arne Vogel
PRICEWATERHOUSECOOPERS
LEGAL AKTIENGESELLSCHAFT
RECHTSANWALTSGESELLSCHAFT

Heiko Vogt
PANALPINA WELTTRANSPORT GMBH

Katharina von Rosenstiel
ORRICK HÖLTERS & ELSING

Raimund E. Walch
WENDLER TREMMEL RECHTSANWÄLTE

Torsten Wehrhahn
DEUTSCHE ANNINGTON IMMOBILIEN SE

Hartmut Wicke
NOTARE RUDOLF SPOERER & DR.
HARTMUT WICKE

Thomas Winkler
DOMUS AG - MEMBER OF RUSSELL
BEDFORD INTERNATIONAL

Stefan Wirsch
LATHAM & WATKINS LLP

Gerlind Wisskirchen
CMS HASCHE SIGLE

Uwe Witt
PRICEWATERHOUSECOOPERS
LEGAL AKTIENGESELLSCHAFT
RECHTSANWALTSGESELLSCHAFT

Florian Wolff
GRAF VON WESTPHALEN
RECHTSANWÄLTE PARTNERSCHAFT

Christian Zeissler
C-B-H RECHTSANWÄLTE

GHANA

George K. Acquah
RADAR CONSULT

Larry Adjetey
LAW TRUST COMPANY

Stephen N. Adu
PUBLIC UTILITIES REGULATORY
COMMISSION OF GHANA

Benjamin Agbotse
H & G ARCHITECTS AND CONSULTANTS

George Ahiafor
XSDATA GHANA LTD.

Cecilia Akyeampong
TOWN AND COUNTRY PLANNING
DEPARTMENT

Nana Akonu G. P. Amartey
ANDAH AND ANDAH CHARTERED
ACCOUNTANTS

Nene Amegatcher
SAM OKUDZETO & ASSOCIATES

Kennedy Paschal Anaba
LAWFIELDS CONSULTING

Kweku Brebu Andah
ANDAH AND ANDAH CHARTERED
ACCOUNTANTS

Wilfred Kwabena Anim-Odame
LANDS COMMISSION

Angelina Asabea Anno
ELECTRICITY COMPANY OF GHANA

Charles Antwi
LARYEA, LARYEA & CO. P.C.

Ellis Arthur
BEYUO & COMPANY

Adwoa S. Asamoah-Addo
NANA AKUOKU SARPONG & PARTNERS

Fred Asiamah-Koranteng
BANK OF GHANA

Addo Atuah
ADDO ATUAH & CO.

Gideon Ayi-Owoo
PwC GHANA

Kwadwo Baafi
BOLLORE AFRICA LOGISTICS GHANA

Samuel Baddoo
BLAY & ASSOCIATES

Ellen Bannerman
BRUCE-LYLE BANNERMANN &
ASSOCIATES

Reginald Bannerman
BRUCE-LYLE BANNERMANN &
ASSOCIATES

Stella Bentsi-Enchill
LEXCONSULT AND COMPANY

Kizito Beyuo
BEYUO & COMPANY

Joe Biney
BAJ FREIGHT & LOGISTICS

Thomas Blankson
XSDATA GHANA LTD.

Stephen Boakye
PwC GHANA

Isabel Boaten
AB & DAVID

William Callaghan
ANDAH AND ANDAH CHARTERED
ACCOUNTANTS

Diana Asonaba Dapaah
SAM OKUDZETO & ASSOCIATES

Ras Afful Davis
CLIMATE SHIPPING & TRADING

Anthony Doku
GHANA REVENUE AUTHORITY

Saviour Dzuali
BOLLORE AFRICA LOGISTICS GHANA

Clifford Gershon Fiafjoe
ANDAH AND ANDAH CHARTERED
ACCOUNTANTS

Emmanuel Fiati
PUBLIC UTILITIES REGULATORY
COMMISSION OF GHANA

Anna Fordjour
AB & DAVID

Frank Fugar
COLLEGE OF ARCHITECTURE AND
PLANNING

Vivor Gershon Marlet
PUBLIC UTILITIES REGULATORY
COMMISSION OF GHANA

Roland Horsoo
CROWN AGENTS LTD.

Daniel Imadi
BENTSI-ENCHILL, LETSA & ANKOMAH,
MEMBER OF LEX MUNDI

Adam Imoru Ayarna
CADESMEE INTERNATIONAL

Dorothy Kingsley Nyinah
COMMERCIAL DIVISION, HIGH COURT

Emmanuel Kissi-Boateng
PUBLIC UTILITIES REGULATORY
COMMISSION OF GHANA

Edem Kofi Penty
LAW TRUST COMPANY

Rosa Kudoadzi
BENTSI-ENCHILL, LETSA & ANKOMAH,
MEMBER OF LEX MUNDI

George Kwatia
PwC GHANA

Gloria Laryea
BENTSI-ENCHILL, LETSA & ANKOMAH,
MEMBER OF LEX MUNDI

Stanley Mawuli Sallah
ELECTRICITY COMPANY OF GHANA

Eric Nii Yarboi Mensah
SAM OKUDZETO & ASSOCIATES

Jackson Kwaku Obeng Berko
GHANA REVENUE AUTHORITY

Wordsworth Odame Larbi
INDEPENDENT CONSULTANT GHANA

N.O. Odotei

David Ofosu-Dorte
AB & DAVID

Sam Okudzeto
SAM OKUDZETO & ASSOCIATES

Stella Olerkwor Ackwerh
LAND TITLE REGISTRY

Kofi Opong
KORA ELECTRICAL SERVICES

Rexford Opong
KNUST

Mike Opong Adusah
BANK OF GHANA

Daniel Osei-Kufuor
OSEI-KUFUOR, SOHNE & PARTNERS

Awudu Osman
GHANA REVENUE AUTHORITY

Humphrey Otu
GHANA REVENUE AUTHORITY

Jemima Oware
THE REGISTRAR GENERAL

Bernard Owusu-Twumasi
OAK HOUSE

Nana Esi Quansah-Soderberg
GHANA PORTS AND HARBOURS
AUTHORITY

Wilhelmina Quist-Therson
AB & DAVID

Cynthia Rockson
LAWFIELDS CONSULTING

Jacob Saah
SAAH & CO.

Felix Tetteh
TOWN AND COUNTRY PLANNING
DEPARTMENT

Doris Tettey
TOWN AND COUNTRY PLANNING
DEPARTMENT

Darcy White
PwC GHANA

Dorothy Sena Woanya
LARYEA, LARYEA & CO. P.C.

GREECE

Ioanna Alexopoulou
KREMALIS LAW FIRM, MEMBER OF IUS
LABORIS

Sophia Ampoulidou
DRAKOPOULOS LAW FIRM

Maria Balatsou
KOUTALIDIS LAW FIRM

Amalia Balla
POTAMITIS-VEKRIS

Ira Charisiadou
CHARISIADOU LAW OFFICE

Euthimios Chrisis
ENGINEER

Alkistis Marina Christofilou
IKRP ROKAS & PARTNERS

Leda Condoyanni
HELLENIC CORPORATE GOVERNANCE
COUNCIL

Sotiris Constantinou
GRANT THORNTON LLP

Theodora D. Karagiorgou
KOUTALIDIS LAW FIRM

Eleni Dikonimaki
TEIRESIAS S.A. - BANK INFORMATION
SYSTEMS

Anastasia Dritsa
KYRIAKIDES GEORGIOPOULOS &
DANILOU ISSAIAS LAW FIRM

Katerina Filippatou
C. PAPACOSTOPOULOS & ASSOCIATES

Dionysia I. Gamvrakis
SARANTITIS LAW FIRM

John Gavanozis
J.G. TECH

Dionysios Gavounelis
KIP LAW FIRM

Dimitra Georgarakı
TAXEXPERTS

Antonis Giannakodimos
ZEPOS & YANNOPOULOS LAW FIRM,
MEMBER OF LEX MUNDI

Antigoni Gkarla
PwC GREECE

Antonios Gkiokas
PwC GREECE

Katerina Grivaki
PwC GREECE

Dimitris V. Hatzihristidis
ELECTRICAL ENGINEER

- Peter Kapasouris
TEIRESIAS S.A. - BANK INFORMATION SYSTEMS
- Evangelos Karaindros
EVANGELOS KARAINDROS LAW FIRM
- Artemis Karathanassi
PWC GREECE
- Catherine M. Karatzas
KARATZAS & PARTNERS
- Rita Katsoula
POTAMITIS-VEKRIS
- Nikolas Kazatzidis
TOPOGRAPHER
- Anastasia Kelveridou
KYRIAKIDES GEORGIOPOULOS & DANILOIS ISSAIAS LAW FIRM
- Constantinos Klissouras
K | P LAW FIRM
- Ioanna Kombou
ELIAS PARASKEVAS ATTORNEYS 1933
- Nicholas Kontizas
ZEPOS & YANNOPOULOS LAW FIRM, MEMBER OF LEX MUNDI
- Lena Kontogeorgou
NOTARY
- Panos Koromantzos
BAHAS, GRAMATIDIS & PARTNERS
- Olga Koromilia
PWC GREECE
- Dimitrios Kremalis
KREMALIS LAW FIRM, MEMBER OF IUS LABORIS
- K. Krisilias
BDO
- Dimitris Kyparissis
TT HELENIC POSTBANK
- Ilias S. Kyriakopoulos
S.K. AEGIS
- Tom Kyriakopoulos
KELEMENIS & CO.
- Angela Iliadis
KPMG
- Konstantinos Logaras
ZEPOS & YANNOPOULOS LAW FIRM, MEMBER OF LEX MUNDI
- Maragou Lori
ELIAS PARASKEVAS ATTORNEYS 1933
- Christos Makris
- Emmanuel Mastromanolis
ZEPOS & YANNOPOULOS LAW FIRM, MEMBER OF LEX MUNDI
- John Mazarakas
ELIAS PARASKEVAS ATTORNEYS 1933
- Alexandros N. Metaxas
SARANTITIS LAW FIRM
- Theodora G. Monochartzis
SARANTITIS LAW FIRM
- Efi Moucha
MILITZER & MUNCH
- Konstantinos Nanopoulos
TAX EXPERTS
- Anthony Narlis
CALBERSON SA
- George D. Naskaris
KOUTALIDIS LAW FIRM
- Marianna Niafi
KELEMENIS & CO.
- Nikos Panagiotopoulos
EKTENONISTIKI
- Antonis Pantazis
PWC GREECE
- Dionysios Pantazis
PANTAZIS & PARTNERS
- Christina Papachristopoulou
K | P LAW FIRM
- Elena Papachristou
ZEPOS & YANNOPOULOS LAW FIRM, MEMBER OF LEX MUNDI
- Konstantinos Papadiamantis
POTAMITIS-VEKRIS
- Alexios Papastavrou
POTAMITIS-VEKRIS
- Dimitris E. Paraskevas
ELIAS PARASKEVAS ATTORNEYS 1933
- Michalis Pattakos
ZEPOS & YANNOPOULOS LAW FIRM, MEMBER OF LEX MUNDI
- Margarita Peristeraki
MAYER BROWN
- Spiros Pilios
PHOENIX
- Stathis Potamitis
POTAMITIS-VEKRIS
- Ioanna Poulakou
ZEPOS & YANNOPOULOS LAW FIRM, MEMBER OF LEX MUNDI
- Maria Preka
LOGICA
- Vicky Psaltaki
SARANTITIS LAW FIRM
- Vicky Psaltis
POTAMITIS-VEKRIS
- Mary Psylla
PWC GREECE
- Terina Raptis
SARANTITIS LAW FIRM
- Smaragda Rigakou
IKRP ROKAS & PARTNERS
- Vasiliki Salaka
KARATZAS & PARTNERS
- Aikaterini Savvaidou
PWC GREECE
- Konstantinos Siakoulis
GENIKO EMBORIKO MITROO - G.E.M.I.
- Sirigos Sotiris
LOGICA
- Anastasia Stamou
ATHENS EXCHANGE SA
- Natassa Stamou
HELLENIC EXCHANGES S.A.
- Nikolaos Stasinopoulos
NOTARY
- Nehtarios Stefanidis
OINOXTIMA
- Alexia Stratou
KREMALIS LAW FIRM, MEMBER OF IUS LABORIS
- Ligeri Tamvakou
ENGINEER
- John Tripidakis
JOHN TRIPIDAKIS & ASSOCIATES LAW FIRM
- Panagiota D. Tsitsa
- Spyros Valvis
PWC GREECE
- Anna Vamialis
KELEMENIS & CO.
- Vasiliki Vasilopoulou
K | P LAW FIRM
- Kalliopi Vlachopoulou
KELEMENIS & CO.
- Sofia Xanthoulea
JOHN TRIPIDAKIS & ASSOCIATES LAW FIRM
- Amalia Xeini
KREMALIS LAW FIRM, MEMBER OF IUS LABORIS
- Vicky Xourafa
KYRIAKIDES GEORGIOPOULOS & DANILOIS ISSAIAS LAW FIRM
- Fredy Yatracou
PWC GREECE
- GRENADA**
- W.R. Agostini
W. R. AGOSTINI & Co.
- Raymond Anthony
RAYMOND ANTHONY & Co.
- James Bristol
HENRY, HENRY & BRISTOL
- Gregory Delsol
MINISTRY OF AGRICULTURE, LANDS, FORESTRY, FISHERIES AND THE ENVIRONMENT
- Carlyle Felix
CUSTOMS
- Cyrus Griffith
LABOUR DEPARTMENT
- Madonna Harford
GRENADA TRADE UNION COUNCIL
- Keith Hosten
HOSTEN'S (ELECTRICAL SERVICES) LTD.
- Winston Hosten
HOSTEN'S (ELECTRICAL SERVICES) LTD.
- Henry Joseph
PKF INTERNATIONAL
- Psyche Julien
ST. LOUIS SERVICE
- Danile Lewis
MINISTRY OF AGRICULTURE, LANDS, FORESTRY, FISHERIES AND THE ENVIRONMENT
- Sterl Lyons
BANK OF NOVA SCOTIA - GRENADA
- Niel Noel
HENRY HUDSON - PHILLIPS & Co.
- Ambrose Phillip
GRENADA PORT AUTHORITY
- Valentino Sawney
TRADSHIP INTERNATIONAL
- David R. Sinclair
SINCLAIR ENTERPRISES LIMITED
- Trevor St. Bernard
LEWIS & RENWICK
- Lisa Telesford
SUPREME COURT REGISTRY
- Shireen Wilkinson
WILKINSON, WILKINSON & WILKINSON
- Selwyn Woodroffe
CONSULTING ENGINEERS PARTNERSHIP LTD
- GUATEMALA**
- DHL GLOBAL FORWARDING
- ERNST & YOUNG
- Rafael Alvarado-Riedel
CONSORTIUM - RACSA
- Pedro Aragón
ARAGÓN & ARAGÓN
- Mario R. Archila Cruz
CONSORTIUM - RACSA
- Elías Arriaza Sáenz
CONSORTIUM - RACSA
- Roberto Avila
GARCÍA & BODÁN
- María de los Angeles Barillas Buchhalter
SARAVIA & MUÑOZ
- Amaury Barrera
CITY HALL OF GUATEMALA CITY
- Jorge Rolando Barrios
BONILLA, MONTANO, TORIELLO & BARRIOS
- Alejandra Bermúdez
CONSORTIUM - RACSA
- María del Pilar Bonilla
BONILLA, MONTANO, TORIELLO & BARRIOS
- Rodrigo Callejas Aquino
CARRILLO & ASOCIADOS
- Juan Pablo Cardenas Villamar
CITY HALL OF GUATEMALA CITY
- Gelder Carranza
PWC GUATEMALA
- Juan Pablo Carrasco de Groote
DÍAZ-DURÁN & ASOCIADOS CENTRAL LAW
- Francisco José Castillo Chacón
AGUILAR CASTILLO LOVE
- Juan Carlos Castillo Chacón
AGUILAR CASTILLO LOVE
- Gerardo Alberto de León
FEDECOCAGUA
- Anabella de León Ruiz
REGISTRO GENERAL DE LA PROPIEDAD DE GUATEMALA
- Karla de Mata
CPS LOGISTICS
- Luis Diaz
TRANSUNION GUATEMALA
- Ana Sofia Escriba Barnoya
CONSORTIUM - RACSA
- Fanny Estrada
ASOCIACIÓN GUATEMALTECA DE EXPORTADORES
- Héctor Flores
CITY HALL OF GUATEMALA CITY
- Rodolfo Fuentes
PROTECTORA DE CRÉDITO COMERCIAL
- Antonio Roberto Garcia Escobar
COMISIÓN NACIONAL DE ENERGÍA ELÉCTRICA
- José Estuardo Golóm
CITY HALL OF GUATEMALA CITY
- Jose Gonzalez
PRECON
- Erick Gordillo
CITY HALL OF GUATEMALA CITY
- Miguel Angel Gualim
CITY HALL OF GUATEMALA CITY
- Andrés Hernández
CARRILLO & ASOCIADOS
- Carlos Guillermo Herrera
REGISTRO GENERAL DE LA PROPIEDAD DE GUATEMALA
- Raúl Stuardo Juárez Leal
SUPERINTENDENCIA DE BANCOS
- Nils Leporowski
ASOCIACIÓN NACIONAL DEL CAFÉ
- Eva Lima
CITY HALL OF GUATEMALA CITY
- María Isabel Luján Zilbermann
QUIÑONES, IBARGÜEN, LUJÁN & MATA S.C.
- Marco Antonio Martinez
CPS LOGISTICS
- Eduardo Mayora Alvarado
MAYORA & MAYORA, S.C.
- Edgar Mendoza
PWC GUATEMALA
- Christian Michelangeli
CARRILLO & ASOCIADOS
- Edgar Montes
REGISTRO GENERAL DE LA PROPIEDAD DE GUATEMALA
- Edvin Montoya
LEXINCORP
- María José Nájera
CARRILLO & ASOCIADOS
- Anajoyce Oliva
CITY HALL OF GUATEMALA CITY
- Monica Ordoñez
REGISTRO GENERAL DE LA PROPIEDAD DE GUATEMALA
- Hugo Rafael Oroxóm Mérida
SUPERINTENDENCIA DE BANCOS
- Carlos Ortega
MAYORA & MAYORA, S.C.
- Roberto Ozaeta
PWC GUATEMALA
- Marco Antonio Palacios
PALACIOS & ASOCIADOS
- María Jose Pepio Pensabene
CAMARA GUATEMALTECA DE LA CONSTRUCCIÓN
- Claudia Pereira
MAYORA & MAYORA, S.C.
- Francisco Pilona
CITY HALL OF GUATEMALA CITY
- Mérida Pineda
CARRILLO & ASOCIADOS
- Carla Beatriz Ramirez Cabrera
DÍAZ-DURÁN & ASOCIADOS CENTRAL LAW
- Andres Rivera
ACEROS ARQUITECTÓNICOS
- Alfredo Rodríguez Mahuad
CONSORTIUM - RACSA
- Glendy Salguero
PWC GUATEMALA
- Salvador A. Saravia Castillo
SARAVIA & MUÑOZ
- Salvador Augusto Saravia Mendoza
SARAVIA & MUÑOZ
- Klarmy Solorzano
CITY HALL OF GUATEMALA CITY
- Ramón Benjamín Tobar Morales
SUPERINTENDENCIA DE BANCOS
- José Augusto Toledo Cruz
ARIAS & MUÑOZ
- Elmer Vargas
ACZALAW
- Arelis Yariza Torres de Alfaro
SUPERINTENDENCIA DE BANCOS
- GUINEA**
- ERNST & YOUNG
- Camara Aly Badara
- Mohamed Baldé
PWC GUINEA
- Mamadou Barry
MINISTÈRE DE LA CONSTRUCTION, DE L'URBANISME ET HABITAT
- Mamadou Sanoussy Barry
CABINET D'AVOCATS BAO & FILS
- Mody Oumar Barry
CABINET D'AVOCATS BAO & FILS
- Mouhamed Lamine Bayo
APIP GUINÉE - AGENCE DE PROMOTION DES INVESTISSEMENTS PRIVÉS
- Ibrahima Kalil Berete
SOGUFIRET
- Jean Delahaye
BOLLORÉ AFRICA LOGISTICS
- Ahmadou Diallo
CHAMBRE DES NOTAIRES
- Mohamed Kadialiou Diallo
ELECTRICITÉ DE GUINÉE
- Soukeina Fofana
BANQUE CENTRALE DE GUINÉE (BCRG)
- Christophe Grenier
AMA (AFRICAN MARITIME AGENCIES) GUINEA

Yannick Gui
ANYRAY & PARTNERS GUINÉE (ARP
GUINÉE)

Jean Baptiste Jocamey
CABINET KOUMY

Amadou Thidiane Kaba
AVOCAT AU BARREAU DE GUINÉE

Lansana Kaba
CARIG

Louis Marie Kakdeu
NIMBA CONSEIL SARL

Joseph Koundouno
MINISTÈRE DE LA CONSTRUCTION, DE
L'URBANISME ET HABITAT

Nounké Kourouma
ADMINISTRATION ET CONTRÔLE DES
GRANDS PROJETS

Mohamed Lahlou
PwC GUINÉE

Fofana Naby Moussa
BANQUE CENTRALE DE GUINÉE
(BCRG)

Philippe Niamkey
BOLLORÉ AFRICA LOGISTICS

Guy Piam
NIMBA CONSEIL SARL

Mamadou Saliou Baldé
MINISTÈRE DE LA CONSTRUCTION, DE
L'URBANISME ET HABITAT

Satoumata Yari Sounah
ETUDE YANSANE

Assiatou Sow
MINISTÈRE DE LA CONSTRUCTION, DE
L'URBANISME ET HABITAT

Paul Tchagna
PwC GUINÉE

Aboubacar Salimatou Toure
NTM AREEBA GUINÉE S.A.

Fatoumata Yari Soumah
Yansane
OFFICE NOTARIAL

GUINEA-BISSAU

ELECTRICIDADE E AGUAS DA GUINEA-
BISSAU

MINISTÉRIO DA ECONOMIA E
INTEGRAÇÃO REGIONAL

MINISTÉRIO DA JUSTIÇA

Symphorien Agbessadj
BCEAO

Ahmadou Al Aminou Lo
BCEAO

Humiliano Alves Cardoso
GABINETE ADVOCACIA

Adelaide Mesa D'Almeida
JURISCONTA SRL

Octávio Lopes
GB LEGAL - MIRANDA ALLIANCE

Jorge Mandinga
MANDINGA EMPREITEIROS SA

Miguel Mango
AUDI - CONTA LDA

Vitor Marques da Cruz
MC&A - SOCIEDADE DE ADVOGADOS,
R.L.

Francisco Mendes
MINISTRY OF FOREIGN AFFAIRS

Teresa Pala Schwalbach
MC&A - SOCIEDADE DE ADVOGADOS,
R.L.

Eduardo Pimentel
CENTRO DE FORMALIZAÇÃO DE
EMPRESAS

Armando Procel
REPÚBLICA DA GUINÉE-BISSAU

Rogério Reis
ROGÉRIO REIS DESPACHANTE

A. Ussumane So
LOSSER LDA BUSINESS DEVELOPMENT
CONSULTANTS

Fernando Tavares
TRANSMAR SERVICES

Antoine Traore
BCEAO

Djunco Suleiman Ture
MUNICIPALITY OF BISSAU

Carlos Vamain
GOMES & VAMAIN ASSOCIADOS

Emmanuel Yehouessi
BCEAO

GUYANA

Dela Britton
BRITTON, HAMILTON & ADAMS

Ashton Chase
LAW OFFICE OF ASHTON CHASE
ASSOCIATES

Lucia Desir-John
D & J SHIPPING SERVICES

Marlon Gonsalves
RODRIGUES ARCHITECTS LTD.

Orin Hinds
ORIN HINDS & ASSOCIATES ARCH. LTD.

Renford Homer
GUYANA POWER & LIGHT INC.

Teni Housty
FRASER, HOUSTY & YEARWOOD
ATTORNEYS-AT-LAW

Rexford Jackson
SINGH, DOODNAUTH LAW FIRM

Cliffton Mortimer Llewelyn John
ATTORNEY-AT-LAW

Kalam Azad Juman-Yassin
GUYANA OLYMPIC ASSOCIATION

Kashir Khan

Rakesh Latchana
RAM & McRAE CHARTERED
ACCOUNTANTS

Alexis Monize
GUYANA OFFICE FOR INVESTMENT

Manzoor Nadir
DIGICOM

Harry Noel Narine
PKF INTERNATIONAL

Alvin Parag
PAS CARGO GUYANA INC (PAS
CARGO GROUP)

R.N. Poonai
POONAI & POONAI

Christopher Ram
RAM & McRAE CHARTERED
ACCOUNTANTS

Vishwamint Ramnarine
PFK BARCELLOS, NARINE & CO

Albert Rodrigues
RODRIGUES ARCHITECTS LTD.

Leslie Sobers

Shaundell Stephenson
OFFICE OF THE PRIME MINISTER

Gidel Thomside
NATIONAL SHIPPING CORPORATION LTD.

Allyson West
PwC

Tonika Wilson
PwC

Roger Yearwood
BRITTON, HAMILTON & ADAMS

Rogério Reis
ROGÉRIO REIS DESPACHANTE

HAITI

BENJAMIN-JADOTTE, INGÉNIEURS,
ARCHITECTES ET URBANISTES ASSOCIÉS

Theodore Achille III
UNDP

Lesly Alphonse
NOTARY

Mark Kinson Antoine
ADEKO ENTERPRISES

Ronald Augustin
LE CABINET AUGUSTIN

Theodore Avhille III
UNOPS

Jean-Batiste Brown
BROWN LEGAL GROUP

Martin Camille Cangé
ELECTRICITÉ D'HAÏTI

Jean-Henry Céant
NOTAIRE PUBLIC, MEMBRE DE LASNOP
CONSEILLER GÉNÉRAL DE L'UNION
INTERNATIONALE DU NOTARIAT

Monique César Guillaume
PAGS - CABINET D'EXPERTS
COMPTABLES

Djacaman Charles
CABINET GASSANT

Karine Chenet

Diggan d'Adesky
D'ADESKY IMPORT EXPORT S.A.

Philocles Desir
ATCAC HOPE CENTER

Jean Baden Dubois
BANQUE DE LA RÉPUBLIQUE D'HAÏTI

Fritz Duroseau
BANQUE DE LA RÉPUBLIQUE D'HAÏTI

Paul Valmy Eugene
MINISTÈRE DE L'ÉCONOMIE ET DES
FINANCES

Camille Fièvre
JURISEXCEL CABINET D'AVOCAT

Lucien Fresnel
CABINET GASSANT

Frédéric Fritz
LE CABINET AUGUSTIN

Enerlio Gassant
CABINET GASSANT

Bernard Honorat Gousse
PASQUET GOUSSE & ASSOCIÉS

Carlo Hubert Janvier
BANQUE DE LA RÉPUBLIQUE D'HAÏTI

Georgette Jean-Louis
BANQUE DE LA RÉPUBLIQUE D'HAÏTI

Anne-Gernide Joint
UNIBANK

Nadyne M. Joseph
UNIBANK

Jean-Marie Lafontant
REGISTRE DES SÛRETÉS MOBILIÈRES

Robert Laforest
CABINET LAFOREST

Ronald Laraque
MINISTÈRE DES TRAVAUX PUBLICS

Patrick D. Frantz Laurent
CABINET PATRICK LAURENT & ASSOCIÉS

Camille Leblanc
LEBALANC & ASSOCIÉS

Patricia Lebrun
CABINET VIEUX & ASSOCIÉS

Wilhem Lemke
ENMARCOLDA SA

Garry Lhérisson
MINISTÈRE DES TRAVAUX PUBLICS,
TRANSPORTS ET COMMUNICATIONS

Garry Lhérisson
ATELIER D'ARCHITECTURE ET
D'URBANISME

Louis Gary Lissade
CABINET LISSADE

Roberson Louis
CABINET GASSANT

Daphne Louissaint
SOGESOL

Kathia Magloire
CABINET GASSANT

Dieuphète Maloir
SAM CONSTRUCTION

Alexandrine Nelson
CHATELAIN CARGO SERVICES SA

Jean Yves Noel
NOËL, CABINET D'EXPERT-COMPTABLES

Joseph Pailliant
BUCOFISC

Micosky Pompilus
CABINET CHALMERS AND CHALMERS

Georges Andy Rene
CENTRE DE FACILITATION DES
INVESTISSEMENTS

Jean Louis Richard
BUCOFISC

Erol Saint-Louis
BANQUE DE LA RÉPUBLIQUE D'HAÏTI

Jean Frédéric Sales
CABINET SALES

Margarette Sanon
BANQUE DE LA RÉPUBLIQUE D'HAÏTI

François Serant
MINISTÈRE DE L'ÉCONOMIE ET DES
FINANCES

Jean Luvien St. Louis
CONSERVATION FONCIÈRE

Michel Succar
CABINET LISSADE

Salim Succar
CABINET LISSADE

Paul Edouard Ternier
CABINET SALES

Sibylle Theard Mevs
THEARD & ASSOCIÉS

Jean Vandal
VANDAL & VANDAL

Serge Henri Vieux
CABINET VIEUX & ASSOCIÉS

Antwan Zele
HOTTEENMUSIC

HONDURAS

CNBS - COMISION NACIONAL DE
BANCOS Y SEGUROS

Mario Aguero
ARIAS & MUÑOZ

Gustavo Argüello Agüero
ACZALAW

Juan José Alcerro Milla
AGUILAR CASTILLO LOVE

Jose Miguel Alvarez
CONSORTIUM CENTRO AMÉRICA
ABOGADOS

José Simón Azcona
INMOBILIARIA ALIANZA SA

Adrián Burgos
CONSORTIUM CENTRO AMÉRICA
ABOGADOS

Fredy Castillo
GARCÍA & BODÁN

Carlos Chavarría
CONSORTIUM CENTRO AMÉRICA
ABOGADOS

Graciela Cruz
GARCÍA & BODÁN

Víctor Manuel Cuadra Burlero
CONSTRUCTORA URBE

Ricardo Duarte
GARCÍA & BODÁN

Francisco Guillermo Durón
Lopez
BUFETE DURÓN

Denia Escalon
PwC HONDURAS

Oscar Armando Girón
ASOCIACIÓN HONDUREÑA DE
COMPAÑÍAS Y REPRESENTANTES
NAVEROS (AHCORENA)

Jessica Handal
ARIAS & MUÑOZ

Andrea Idiáquez
AGUILAR CASTILLO LOVE

Maria Irías
IRÍAS & ASOCIADOS - CORRESPONDENT
OF RUSSELL BEDFORD INTERNATIONAL

Evangelina Lardizábal
ARIAS & MUÑOZ

Carlos Lopez Contreras
ACZALAW

Armida María López de Arguello
ACZALAW

Guadalupe Martinez Casas
CENTRAL LAW MEDINA, ROSENTHAL &
ASOCIADOS

Claribel Medina
CENTRAL LAW MEDINA, ROSENTHAL &
ASOCIADOS

Jesús Humberto Medina-Alva
CENTRAL LAW MEDINA, ROSENTHAL &
ASOCIADOS

Juan Carlos Mejía Cotto
INSTITUTO DE LA PROPIEDAD

Iván Alfredo Vigil Molina
ABOGADO

Ricardo Montes Belot
ARIAS & MUÑOZ

Ramón E. Morales
PwC HONDURAS

Vanessa Oqueli
GARCÍA & BODÁN

Ramón Ortega
PwC EL SALVADOR

Jose Conrado Osorio
McCormick
GRUPO MCCOS

Danna Paredes
PwC HONDURAS

José Ramón Paz
CONSORTIUM CENTRO AMÉRICA
ABOGADOS

Marco Ponce
CENTRAL LAW MEDINA, ROSENTHAL &
ASOCIADOS

Dino Rietti
ARQUITECNIC

Milton Rivera
PwC HONDURAS

Enrique Rodriguez Burchard
AGUILAR CASTILLO LOVE

René Serrano
ARIAS & MUÑOZ

Cristian Stefan Handal
ADVOCATUS LAW FIRM

Hilsy Villalobos
GARCÍA & BODÁN

Armida Villela
ACZALAW

Roberto Manuel Zacarías
Urutia
ZACARIAS & ASOCIADOS

Gabriela Zelaya
ACZALAW

Mario Rubén Zelaya
ENERGÍA INTEGRAL S. DE R.L. DE C.V.

Carlos Zúñiga
IRÍAS & ASOCIADOS - CORRESPONDENT
OF RUSSELL BEDFORD INTERNATIONAL

HONG KONG SAR, CHINA

DLA PIPER
 Y H TSANG & CO.
 Duncan Abate
 MAYER BROWN JSM
 Albert P.C. Chan
 THE HONG KONG POLYTECHNIC UNIVERSITY
 Kenneth Chan
 HONG KONG ECONOMIC & TRADE OFFICE
 Leonard Chan
 JLA-ASIA
 Nick Chan
 SQUIRE SANDERS
 Vashi Chandiramani
 EXCELLENCE INTERNATIONAL
 Winnie Cheung
 THE LAND REGISTRY OF HONG KONG
 Robert Chu
 ECONOMIC ANALYSIS AND BUSINESS FACILITATION UNIT
 Jimmy Chung
 JAMES NGAI & PARTNERS CPA LIMITED
 - MEMBER OF RUSSELL BEDFORD INTERNATIONAL
 Nicholas Cook
 MAYER BROWN JSM
 Jeremy Cunningham
 MAYER BROWN JSM
 Dominic Gregory
 ASHURST LLP
 Keith Man Kei Ho
 WILKINSON & GRIST
 Basil Hwang
 DECHERT
 Salina Ko
 APL HONG KONG
 KK Kwan
 CUSTOMS AND EXCISE DEPARTMENT
 Peter Kwon
 ASHURST LLP
 Anita Lam
 MAYER BROWN JSM
 Billy Lam
 MAYER BROWN JSM
 Christie Lam
 HONG KONG FINANCIAL SECRETARY
 Cindy Lam
 THE LAND REGISTRY OF HONG KONG
 Andas Lau
 THE LAND REGISTRY OF HONG KONG
 Dong Ho Lee
 ORRICK, HERRINGTON & SUTCLIFFE LLP
 Juliana Lee
 MAYER BROWN JSM
 John Lees
 JLA-ASIA
 Rita Leung
 SQUIRE SANDERS
 Shung Chi Leung
 CUSTOMS AND EXCISE DEPARTMENT
 Gabrielle Liu
 MAYER BROWN JSM
 Terry LK Kan
 SHINEMING SPECIALIST ADVISORY SERVICES LIMITED
 Dickson Lo
 MAUNSELL AECOM GROUP
 Jonathan Luk
 MAYER BROWN JSM
 Psyche S.F. Luk
 FAIRBAIRN CATLEY LOW & KONG
 Kay McArdle
 MAYER BROWN JSM

Mat Ng
 JLA-ASIA
 Kok Leong Ngan
 CLP POWER HONG KONG LIMITED
 Kenneth Poon
 THE LAND REGISTRY OF HONG KONG
 Martinal Quan
 METOPRO ASSOCIATES LIMITED
 Matthias Schemuth
 ASHURST LLP
 Holden Slutsky
 PACIFIC CHAMBERS
 Ted Tang
 MAYER BROWN JSM
 Thomas Tang
 MAUNSELL AECOM GROUP
 Charles To
 SQUIRE SANDERS
 Hong Tran
 MAYER BROWN JSM
 Anita Tsang
 PwC HONG KONG
 Derek Tsang
 MAYER BROWN JSM
 Laurence Tsong
 TRANSUNION HONG KONG
 Cliff Tsui
 JLA-ASIA
 Paul Tsui
 HONG KONG ASSOCIATION OF FREIGHT FORWARDING & LOGISTICS LTD (HAFFA)
 Leung Wan
 INLAND REVENUE DEPARTMENT, HKSAR
 Christopher Whiteley
 ASHURST LLP
 Agnes Wong
 COMPANIES REGISTRY, HKSAR
 Charlton Wong
 MAUNSELL AECOM GROUP
 Fergus Wong
 PwC HONG KONG
 Patrick Wong
 MAYER BROWN JSM
 Peter Yu
 PwC HONG KONG

HUNGARY

ALLEN & OVERY LLP
 CARGO-PARTNER
 Mark Balastyai
 FUTUREAL GROUP
 Diana Balazs
 PwC HUNGARY
 Péter Bárdos
 LAW FIRM DR. PÉTER AND RITA BÁRDOS
 Sándor Békési
 PARTOS & NOBLET HOGAN LOVELLS
 Erika Berdi
 CSERI & PARTNERS LAW OFFICES
 Péter Berethalmi
 NAGY ÉS TRÓCSÁNYI LAW OFFICE, MEMBER OF LEX MUNDI
 Hedi Boszonyik
 SZECSKAY ATTORNEYS-AT-LAW
 Zsuzsanna Cseri
 CSERI & PARTNERS LAW OFFICES
 Gábor Dohány
 PARTOS & NOBLET HOGAN LOVELLS
 András Elekes
 IMMOBILIA REAL ESTATE DEVELOPMENT KFT
 Tamás Esze
 BPV | ADI NÉMETH ATTORNEYS-AT-LAW

Gábor Felsen
 FELSEN KATONA
 Veronika Francis-Hegedűs
 BPV | ADI NÉMETH ATTORNEYS-AT-LAW
 Ernő Garamvölgyi
 BUDAPEST IX DISTRICT MUNICIPALITY
 Éva Gargya
 NAGY ÉS TRÓCSÁNYI LAW OFFICE, MEMBER OF LEX MUNDI
 Anna Gáspár
 BUILD-ECON LTD.
 Csaba Attila Hajdu
 BNT SZABÓ TOM BURMEISTER ÜGYVÉDI IRODA
 Tamas Robert Halmos
 PARTOS & NOBLET HOGAN LOVELLS
 Dóra Horváth
 RETI, ANTALL AND PARTNERS LAW FIRM
 Norbert Izer
 PwC HUNGARY
 Andrea Jádi Németh
 BPV | ADI NÉMETH ATTORNEYS-AT-LAW
 Ferenc Kása
 BPV | ADI NÉMETH ATTORNEYS-AT-LAW
 Adrienn Keszei
 BISZ CENTRAL CREDIT INFORMATION (PLC)
 Dorottya Kovacsics
 PARTOS & NOBLET HOGAN LOVELLS
 Petra Lencs
 CSERI & PARTNERS LAW OFFICES
 Dóra Máthé
 PwC HUNGARY
 László Mohai
 MOHAI LAW OFFICE
 András Multas
 PARTOS & NOBLET HOGAN LOVELLS
 Robert Nagy
 BISZ CENTRAL CREDIT INFORMATION (PLC)
 Sándor Németh
 SZECSKAY ATTORNEYS-AT-LAW
 Christopher Noblet
 PARTOS & NOBLET HOGAN LOVELLS
 István Sándor
 KELEMEN, MESZAROS, SANDOR & PARTNERS
 Gergely Szabó
 RETI, ANTALL AND PARTNERS LAW FIRM
 Ágnes Szent-Ivány
 SÁNDOR SZEGEDI SZENT-IVÁNY KOMÁROMI EVERSHEDES
 Viktória Szilágyi
 NAGY ÉS TRÓCSÁNYI LAW OFFICE, MEMBER OF LEX MUNDI
 Angéla Szőke
 BDO HUNGARY
 Adrienn Tar
 SZECSKAY ATTORNEYS-AT-LAW
 Ágnes Tigelmann
 BPV | ADI NÉMETH ATTORNEYS-AT-LAW
 Ádám Tóth
 DR. TÓTH ÁDÁM KÖZJEGYZŐI IRODA

ICELAND

PwC ICELAND
 Ásta Sólveig Andrésdóttir
 REGISTERS ICELAND
 Adri Árnason
 JURIS LAW OFFICE
 Heiðar Ásberg Atlason
 LOGOS, MEMBER OF LEX MUNDI

Ásta Guðrún Beck
 REGISTERS ICELAND
 Karen Bragadóttir
 TOLLSTJÓRI - DIRECTORATE OF CUSTOMS
 Þórður Ólafur Búason
 REYKJAVÍK MUNICIPAL BUILDING CONTROL OFFICE
 Eymundur Einarsson
 ENDURSKOÐUN OG RÁÐGIÖF EHF
 - MEMBER OF RUSSELL BEDFORD INTERNATIONAL
 Ólafur Eiríksson
 LOGOS, MEMBER OF LEX MUNDI
 Sigríður Anna Ellerup
 REGISTERS ICELAND
 Skuli Th. Fjeldsted
 FJELDSTED, BLÖNDAL & FJELDSTED
 Erlendur Gíslason
 LOGOS, MEMBER OF LEX MUNDI
 Guðrún Guðmundsdóttir
 JÓNAR TRANSPORT
 Sigríður H. Kristjánsdóttir
 LOGOS, MEMBER OF LEX MUNDI
 Reynir Haraldsson
 JÓNAR TRANSPORT
 Hörður Davíð Harðarson
 TOLLSTJÓRI - DIRECTORATE OF CUSTOMS
 Margrét Hauksdóttir
 REGISTERS ICELAND
 Jón Ingi Ingibergsson
 PRICEWATERHOUSECOOPERS LEGAL EHF
 Aðalsteinn E. Jónasson
 LEX LAW OFFICES
 Erlingur E. Jónasson
 ISTAK
 Thora Jónsdóttir
 JURIS LAW OFFICE
 Jóhann Magnús Jóhannsson
 LOGOS, MEMBER OF LEX MUNDI
 Einar Malmberg
 LANDBANKINN
 Benedetto Nardini
 BBA LEGAL
 Dagbjört Oddsdóttir
 BBA LEGAL
 Helga Melkorka Óttarsdóttir
 LOGOS, MEMBER OF LEX MUNDI
 Kristján Pálsson
 JÓNAR TRANSPORT
 Ásgeir Á. Ragnarsson
 BBA LEGAL
 Fridgeir Sigurdsson
 PwC ICELAND
 Ólafur Arinbjorn Sigurdsson
 LOGOS, MEMBER OF LEX MUNDI
 Eyvindur Sólmes
 CATO LÖGMENN
 Jóhannes Stephensen
 CREDITINFO ICELAND
 Gunnar Sturluson
 LOGOS, MEMBER OF LEX MUNDI
 Rúnar Svavar Svavarsson
 ORKUVETTA REYKJAVÍKUR,
 DISTRIBUTION-ELECTRICAL SYSTEM
 Stefán A. Svansson
 JURIS LAW OFFICE
 Helgi Þór Þorsteinsson
 LEX LAW OFFICES
 Steinþór Þorsteinsson
 TOLLSTJÓRI - DIRECTORATE OF CUSTOMS

INDIA

G. D. INTERNATIONAL
 SHRI SAI EXPORTS

Jolly Abraham
 DESAI & DIWANJI
 Mahima Ahluwalia
 TRILEGAL
 Lzafeer Ahmad
 TRILEGAL
 Fraser Alexander
 JURIS CORP
 P. V. Balasubramaniam
 BFS LEGAL
 Ashish Banga
 JURIS CORP
 Sumitava Basu
 JURIS CORP
 Neeraj Bhagat
 NEERAJ BHAGAT & CO.
 M.L. Bhakta
 KANGA & CO.
 Pradeep Bhandari
 INTUIT MANAGEMENT CONSULTANCY
 Sushil Bhasin
 BHASIN INTERNATIONAL
 Rachita Bhat
 AMARCHAND & MANGALDAS & SURESH A. SHROFF & CO.
 Shaury Bhattacharya
 PwC INDIA
 Rewati Bobde
 JURIS CORP
 Nidhi Bothra
 VINOD KOTHARI & CO. PRACTICING COMPANY SECRETARIES
 Leena Chacko
 AMARCHAND & MANGALDAS & SURESH A. SHROFF & CO.
 Harshala Chandorkar
 CREDIT INFORMATION BUREAU (INDIA) LTD.
 Jyoti Chaudhari
 LEGASIS SERVICES PVT. LTD.
 Prashant Chauhan
 ADVOCATE
 Daizy Chawla
 SINGH & ASSOCIATES, ADVOCATES AND SOLICITORS
 Manjula Chawla
 PHOENIX LEGAL
 Poorvi Chothani
 Sachin Chugh
 SINGHI CHUGH & KUMAR, CHARTERED ACCOUNTANTS
 Ketan Dalal
 PwC INDIA
 Amrita Decruz
 TRILEGAL
 Vishwang Desai
 DESAI & DIWANJI
 Deepak Deshmukh
 JURIS CORP
 Prashant Dharra
 ANANT INDUSTRIES
 Manish Dhingra
 DHINGRA & SINGH - ATTORNEYS-AT-LAW
 Farida Dholkawala
 DESAI & DIWANJI
 Thambi Durai
 T. DURAI & CO.
 Ferdinand Duraimanickam
 BFS LEGAL
 Prithvijit Gangopadhyay
 TRILEGAL
 Ritika Ganju
 PHOENIX LEGAL
 Rahul Garg
 PwC INDIA

- Lorraine George
SGSL SHIPPING & LOGISTICS PVT. LTD.
- Oommen George
SGSL SHIPPING & LOGISTICS PVT. LTD.
- Veena Gopalakrishnan
NISHITH DESAI ASSOCIATES
- Sameer Guha
TRILEGAL
- Atul Gupta
TRILEGAL
- Deepak Gupta
PwC INDIA
- Ruchira Gupta
THE JURIS SOCIIS
- Sandeep Gupta
KNM & PARTNERS, LAW OFFICES
- Akil Hirani
MAJUMUDAR & PARTNERS
- Anil Jagtiani
SANTA FE MOVING SERVICES PVT LTD
- Vipin Jain
SHREE BHIKSHU MARBLE AND GRANITES
- Jayant Jape
SEPARATION TECHNIQUES
- Yogesh Jare
SUHASINI IMPEX
- H. Jayesh
JURIS CORP
- Rajat Joneja
KNM & PARTNERS, LAW OFFICES
- Sumeet Kachwaha
KACHWAHA & PARTNERS
- Jayesh Karandikar
KOCHHAR & Co.
- Rajas Kasbekar
LITTLE & Co.
- Kripti Kathuria
PHOENIX LEGAL
- Anuj Kaul
LEGASIS SERVICES PVT. LTD.
- Charandeep Kaur
TRILEGAL
- Mitalee Kaushal
KNM & PARTNERS, LAW OFFICES
- Anshul Khosla
KHAITAN & Co.
- Bhavna Kohli
PwC INDIA
- Ravinder Komaragiri
THE TATA POWER COMPANY LIMITED
- Jayanthi Konar
PwC INDIA
- Anuraag Kothari
TRILEGAL
- Vinod Kothari
VINOD KOTHARI & Co. PRACTICING
COMPANY SECRETARIES
- Harsh Kumar
SINGHI CHUGH & KUMAR, CHARTERED
ACCOUNTANTS
- Mrinal Kumar
AMARCHAND & MANGALDAS &
SURESH A. SHROFF & Co.
- Mrityunjay Kumar
DHINGRA & SINGH - ATTORNEYS-
AT-LAW
- Mukesh Kumar
KNM & PARTNERS, LAW OFFICES
- Vikram Kumar
SUPPLY SOURCE INDIA
- Manoj Kumar Singh
SINGH & ASSOCIATES, ADVOCATES AND
SOLICITORS
- Vijay Kumar Singh
SINGH & ASSOCIATES, ADVOCATES AND
SOLICITORS
- Sougata Kundu
VAISH ASSOCIATES ADVOCATES
- Shreedhar T. Kunte
SHARP AND TANNAN - MEMBER OF
RUSSELL BEDFORD INTERNATIONAL
- Chandni Lochan
TRILEGAL
- Minhaz Lokhandwala
DESAI & DIWANJI
- Sarika Malhotra
PwC INDIA
- Vipender Mann
KNM & PARTNERS, LAW OFFICES
- Avadesh Marthur
HARSH IMPEX
- Gajendra Mehta
NIMBUS CORPORATION
- Isha Mehta
KESAR DASS B & ASSOCIATES
- Jitesh Mehta
SOURCE INDIA
- Preeti G. Mehta
KANGA & Co.
- Vikas Mehta
PRADEEP TRADERS
- Aathira Menon
MAJUMUDAR & PARTNERS
- Dhiraj Mhetre
DESAI & DIWANJI
- Sharad Mishra
NEO MULTIMEDIA
- Shivani Mishra
NEO MULTIMEDIA
- Saurabh Misra
SAURABH MISRA & ASSOCIATES,
ADVOCATES
- Atul Mittal
PwC INDIA
- Rajesh Modani
TRILEGAL
- Manu Mohan
MAYER BROWN
- Moiz Motiwala
SHARP AND TANNAN - MEMBER OF
RUSSELL BEDFORD INTERNATIONAL
- Shyamal Mukherjee
PwC INDIA
- Deepa Murthy
FOX MANDAL & Co.
- Vaidehi Naik
PHOENIX LEGAL
- Vidya Nashimath
TOBOC
- Dharmesh Panchal
PwC INDIA
- Madhav Pande
Janak Pandya
NISHITH DESAI ASSOCIATES
- Swagateeka Patel
KESAR DASS B & ASSOCIATES
- Sanjay Patil
BDH INDUSTRIES LIMITED
- Dhruv Paul
TRILEGAL
- Bhadrinath Madhusudan Pogul
KALKI INTERNATIONAL
- Madhusudan Venkatesh Pogul
RENGA MATCH
- Avinash Poojari
NISHITH DESAI ASSOCIATES
- Nitin Potdar
J. SAGAR ASSOCIATES, ADVOCATES &
SOLICITORS
- M. Prabhakaran
CONSULTA JURIS
- Ajay Raghavan
TRILEGAL
- Ravishankar Raghavan
MAJUMUDAR & PARTNERS
- Mohan Rajasekharan
PHOENIX LEGAL
- Smrithi Ramesh
BFS LEGAL
- Ashok Ramgir
HARSH IMPEX
- Harsh Ramgir
HARSH IMPEX
- Neha Ranjit
KHAITAN & Co.
- Abhishek A. Rastogi
PwC INDIA
- S.B. Sawant
S.B. SAWANT AND ASSOCIATES
- Aayushi Sehgal
KHAITAN & Co.
- Rajesh Sehgal
FOX MANDAL & Co.
- Ramani Seshadri
DPAS GROUPS
- Parag Shah
PARAG G SHAH AND ASSOCIATES
- Tapaswani Shah
JURIS CORP
- Avnish Sharma
AMARCHAND & MANGALDAS &
SURESH A. SHROFF & Co.
- Rupali Sharma
KOCHHAR & Co.
- K.M. Asim Shehzad
BFS LEGAL
- Vikram Shroff
NISHITH DESAI ASSOCIATES
- Easha Singh
PwC INDIA
- Kartikeya Singh
PHOENIX LEGAL
- Ravinder Pal Singh
INTERNATIONAL SURGICAL INDS.
- Mukesh Singhal
KNM & PARTNERS, LAW OFFICES
- Arvind Sinha
RCS PVT. LTD. BUSINESS ADVISORS
GROUP
- Rajat Ratan Sinha
RCS PVT. LTD. BUSINESS ADVISORS
GROUP
- Vinay Sirohia
AXON PARTNERS LLP
- Anubha Sital
TRILEGAL
- Veena Sivaramakrishnan
JURIS CORP
- P.N. Swaroop
MODERN CARGO SERVICES PVT. LTD.
- Rajesh Tayal
KNM & PARTNERS, LAW OFFICES
- Chetan Thakkar
KANGA & Co.
- Shruti Thampi
JURIS CORP
- Piyush Thareja
NEERAJ BHAGAT & Co.
- Suhas Tuljapurkar
LEGASIS SERVICES PVT. LTD.
- Kanishka Tyagi
KESAR DASS B & ASSOCIATES
- Sameep Vijayvergiya
DHINGRA & SINGH - ATTORNEYS-
AT-LAW
- Rajat Vohra
TRILEGAL
- Hufriz Wadia
JURIS CORP
- Ankita Wagle
KOCHHAR & Co.
- Sonam Wangmo
JURIS CORP
- Manoj Yadav
NEERAJ BHAGAT & Co.
- INDONESIA**
ABR COUNSELOR AT LAW
DLA PIPER
JAKARTA PROVINCE'S BUILDING
SUPERVISION & ADMINISTRATION
OFFICE
Nafis Adwani
ALI BUDIARDJO, NUGROHO,
REKSODIPUTRO, MEMBER OF LEX MUNDI
Deni Agustinus Damayanto
BRIGITTA I. RAHAYOE & PARTNERS
Wulan Anggiat Purnamasari
SIMBOLON & PARTNERS LAW FIRM
Irina Anindita
MAKARIM & TAIRA S.
Almer Apon
IWA LOGISTICS (INDONESIA)
Hamud M. Balfas
ALI BUDIARDJO, NUGROHO,
REKSODIPUTRO, MEMBER OF LEX MUNDI
Benny Bernarto
MAKARIM & TAIRA S.
Fabian Buddy Pascoal
HANAFIAH PONGGAWA & PARTNERS
Ita Budhi
PwC INDONESIA
Prianto Budi
PT PRATAMA INDOMITRA KONSULTAN
- MEMBER OF RUSSELL BEDFORD
INTERNATIONAL
Tony Budidjaja
BUDIDAJAJA & ASSOCIATES LAW OFFICES
Juni Dani
BUDIDAJAJA & ASSOCIATES LAW OFFICES
Natasha Djamin
OEN TOENG SURIA & PARTNERS
Sani Eka Duta
BANK INDONESIA
Donny Fadilah
BAHAR & PARTNERS
Widigdya Sukma Gitaya
WSG TAX ADVISOR
Dedet Hardiansyah
BUDIMAN AND PARTNERS
Erwandi Hendarta
HADIPUTRANTO, HADINOTO &
PARTNERS
Eddy Hendra
HENDRA - SOENARDI
Joseph Hendrik
MAKARIM & TAIRA S.
Alexander Augustinus Hutaauruk
HADIPUTRANTO, HADINOTO &
PARTNERS
Brigitta Imam Rahayoe
BRIGITTA I. RAHAYOE & PARTNERS
Adiwiwida Imam Rahayu
BRIGITTA I. RAHAYOE & PARTNERS
Darrell R. Johnson
SOEWITO SUHARDIMAN EDDYMURTHY
KARDONO
Mirza Karim
KARIM SYAH LAW FIRM
Galinar R. Kartakusuma
MAKARIM & TAIRA S.
- Theo Kumaat
INDONESIAN LOGISTICS AND
FORWARDERS ASSOCIATION
- Herry N. Kurniawan
ALI BUDIARDJO, NUGROHO,
REKSODIPUTRO, MEMBER OF LEX MUNDI
- Winita E. Kusnandar
KUSNANDAR & Co.
- Diana Kusumasari
SIMBOLON & PARTNERS LAW FIRM
- Arno F. Rizaldi Kwok
KUSNANDAR & Co.
- Eddy M. Leks
LEKS & Co.
- Ferry P. Madian
ALI BUDIARDJO, NUGROHO,
REKSODIPUTRO, MEMBER OF LEX MUNDI
- Benny Marbun
PT PLN (PERSERO) INDONESIA STATE
ELECTRICITY CORPORATION
- Heru Mardijarto
MAKARIM & TAIRA S.
- Angela Maryska
HENDRA - SOENARDI
- Ella Melany
HANAFIAH PONGGAWA & PARTNERS
- Noor Meurling
OEN TOENG SURIA & PARTNERS
- Nico Mooduto
SOEWITO SUHARDIMAN EDDYMURTHY
KARDONO
- Dimas Nanda
HADIPUTRANTO, HADINOTO &
PARTNERS
- Mia Noni Yuniar
BRIGITTA I. RAHAYOE & PARTNERS
- Betty Panggabean
SIMBOLON & PARTNERS LAW FIRM
- Soenardi Pardi
HENDRA - SOENARDI
- Ivor Pasaribu
LEKS & Co.
- Ay Tjhing Phan
PwC INDONESIA
- Denny Rahmansyah
SOEWITO SUHARDIMAN EDDYMURTHY
KARDONO
- Sophia Rengganis
PwC INDONESIA
- Adrio Rivadi
KUSNANDAR & Co.
- Gatot Sanyoto
KUSNANDAR & Co.
- Mahardikha K. Sardjana
HADIPUTRANTO, HADINOTO &
PARTNERS
- Nur Asyura Anggini Sari
BANK INDONESIA
- Nova Ismayanti Saroso
SOEWITO SUHARDIMAN EDDYMURTHY
KARDONO
- Marinza Savanthy
WIDYAWAN & PARTNERS
- Natasha A. Sebayang
SOEWITO SUHARDIMAN EDDYMURTHY
KARDONO
- Arie Setiawan
PT SAHABAT UTAMA INDONESIA
- Indra Setiawan
ALI BUDIARDJO, NUGROHO,
REKSODIPUTRO, MEMBER OF LEX MUNDI
- Taji M. Sianturi
TAJI & REKAN
- Bernard Sihombing
BUDIDAJAJA & ASSOCIATES LAW OFFICES
- Ricardo Simanjuntak
RICARDO SIMANJUNTAK & PARTNERS

Yudianta Medio N. Simbolon
SIMBOLON & PARTNERS LAW FIRM

Atik Susanto
OENTOENG SURIA & PARTNERS

Teuku Anggra Syahreza
ALI BUDIARDJO, NUGROHO,
REKSODIPUTRO, MEMBER OF LEX MUNDI

Offy Syofiah
KARIMSYAH LAW FIRM

Calma Taher
WIDIYAWAN & PARTNERS

Febiriyansa Tandjung
LEKS & CO.

S.H. Anggra Syah Reza Tengku
ALI BUDIARDJO, NUGROHO,
REKSODIPUTRO, MEMBER OF LEX MUNDI

Yuliana Tjhaji
BAHAR & PARTNERS

Hanum Ariana Tobing
BUDIDAJAJA & ASSOCIATES LAW OFFICES

Gatot Triprasetyo
WIDIYAWAN & PARTNERS

Wahyu Tunggono
ARAMEX INTERNATIONAL (INDONESIA)

Runi Tusita
PWC INDONESIA

Yukiko Lyla Usman
BANK INDONESIA

Ilham Wahyu
ALI BUDIARDJO, NUGROHO,
REKSODIPUTRO, MEMBER OF LEX MUNDI

Adhie Wicaksono
BANK INDONESIA

Aditya Kesha Wijayanto
WIDIYAWAN & PARTNERS

IRAN, ISLAMIC REP.

Camellia Abdolsamad
INTERNATIONAL LAW OFFICE OF DR.
BEHROOZ AKHLAGHI & ASSOCIATES

Morteza Adab
REGISTRATION COMPANIES OFFICE

Hamid Reza Adabi
STATE ORGANIZATION FOR
REGISTRATION OF DEEDS & PROPERTIES
OF ISLAMIC REPUBLIC OF IRAN

Nazem Ahmadian Nasrabadi
STATE ORGANIZATION FOR
REGISTRATION OF DEEDS & PROPERTIES
OF ISLAMIC REPUBLIC OF IRAN

Hamede Akhavan
SECURITIES AND EXCHANGE
ORGANIZATION OF IRAN

Behrooz Akhlaghi
INTERNATIONAL LAW OFFICE OF DR.
BEHROOZ AKHLAGHI & ASSOCIATES

Mehrdad Asadpour
ORGANIZATION FOR INVESTMENT,
ECONOMIC & TECHNICAL ASSISTANCE
OF IRAN

Gholam Ali Asghari
GREAT TEHRAN ELECTRICITY
DISTRIBUTION COMPANY (GTEDC)

Hassan Badamchi
HAMI LEGAL SERVICES

Mohammad Badamchi
HAMI LEGAL SERVICES

Rambod Barandoust
CONSULTANT

Hamid Berenjkari
OFFICE OF HAMID BERENIKAR

Golsa Daghighi
INTERNATIONAL LAW OFFICE OF DR.
BEHROOZ AKHLAGHI & ASSOCIATES

Morteza Dezfulian
MORTEZA

Mahmoud Ebadifabrizi
LAW OFFICES M. EBADIFABRIZI &
ASSOCIATES ATTORNEYS-AT-LAW

Maryam Ebrahimi
TEHRAN STOCK EXCHANGE (TSE)

Mona Ebrahimi
IMIDRO

Ahmad Ehtesham
TAVAKOLI & SHAHABI

Shirzad Eslami
OWJ LAW OFFICE

Hossein Fahimi
SECURITIES AND EXCHANGE
ORGANIZATION OF IRAN

Zahra Farzaliyan
STATE ORGANIZATION FOR
REGISTRATION OF DEEDS & PROPERTIES
OF ISLAMIC REPUBLIC OF IRAN

Hengameh Fazeli Daie Zangi
STATE ORGANIZATION FOR
REGISTRATION OF DEEDS & PROPERTIES
OF ISLAMIC REPUBLIC OF IRAN

Behazin Hasibi
INTERNATIONAL LAW OFFICE OF DR.
BEHROOZ AKHLAGHI & ASSOCIATES

Bahareh Hedayat
INTERNATIONAL LAW OFFICE OF DR.
BEHROOZ AKHLAGHI & ASSOCIATES

S. Hamid Hosseini
MERAAT INTERNATIONAL GROUP

Morad Iranzadi
DARA POOYA

Nassim Jahanbani
GREAT TEHRAN ELECTRICITY
DISTRIBUTION COMPANY (GTEDC)

Mohammad Jalili
IRAN CREDIT SCORING

Seyed Hamid Jelveh Tabaei
REGISTRATION COMPANIES OFFICE

Farid Kani
ATIEH ASSOCIATES

Behnam Khatami
ATIEH ASSOCIATES

Amir Kheirollahy
HT CO, LTD.

Isar Khodadadi
BEHIN MOSHAVERAN

Majid Mahallati
MAHALLATI & CO. CHARTERED
ACCOUNTANTS

Shahrezad Majdameili
INTERNATIONAL LAW OFFICE OF DR.
BEHROOZ AKHLAGHI & ASSOCIATES

Gholam Reza Malekshoar
CENTRAL BANK OF THE ISLAMIC
REPUBLIC OF IRAN

Seyed Ali Mirshafiei
TEHRAN CHAMBER OF COMMERCE,
INDUSTRIES AND MINES

Fatemeh Sadat Mirsharifi
MINISTRY OF COMMERCE

Seyede Fatemeh Moghimi
SADID BAR INT TRANSPORT

Seyed Iman Mohamadian
INTERNATIONAL LAW OFFICE OF DR.
BEHROOZ AKHLAGHI & ASSOCIATES

Mozaffar Mohammadian
TEEMA BAR INTERNATIONAL TRANSPORT

Shahram Moradi
MORADI LAWYER COMPANY

Farmand Pourkarim
TEHRAN MUNICIPALITY - FANA VARAN
SHAHR CO.

Shahla Pournazeri
LAW OFFICES OF SHAHLA POURNAZERI
& ASSOCIATES

Mohamad Rezayi Mazrae

Akram Roozbeh
TAVAKOLI & SHAHABI

Amin Setayesh
STATE ORGANIZATION FOR
REGISTRATION OF DEEDS & PROPERTIES
OF ISLAMIC REPUBLIC OF IRAN

Encyeh Seyed Sadr
INTERNATIONAL LAW OFFICE OF DR.
BEHROOZ AKHLAGHI & ASSOCIATES

Ahmad Shabanifard
BARID SAMANEH NOVIN

Samaneh Shafiee

Ali Shahabi
INTERNATIONAL LAW OFFICE OF DR.
BEHROOZ AKHLAGHI & ASSOCIATES

Narges Shariati
INTERNATIONAL LAW OFFICE OF DR.
BEHROOZ AKHLAGHI & ASSOCIATES

Farzan Shirvanbeigi
TEHRAN MUNICIPALITY - FANA VARAN
SHAHR CO.

Rajat Ratan Sinha
RCS PVT. LTD. BUSINESS ADVISORS
GROUP

Mohammad Soltani
SECURITIES AND EXCHANGE
ORGANIZATION OF IRAN

Sahar Sotoodehnia
INTERNATIONAL LAW OFFICE OF DR.
BEHROOZ AKHLAGHI & ASSOCIATES

Abbas Taghipour
CENTRAL BANK OF THE ISLAMIC
REPUBLIC OF IRAN

Mazyar Tataie
TAVAKOLI & SHAHABI

Ebrahim Tavakoli
TAVAKOLI & SHAHABI

Meghdad Torabi
TAVAKOLI & SHAHABI

IRAQ

ERNST & YOUNG

Riyadh Adnan Al-Haidary
USAID-TARABOT

Marie Antoinette Airut
AIRUT LAW OFFICES

Ahmed Al-Jannabi
MENA ASSOCIATES, MEMBER OF
AMERELLER RECHTSANWÄLTE

Florian Amereller
AMERELLER RECHTSANWÄLTE

Munther B. Hamoudi
AL ATTAR REAL ESTATE OFFICE

Majed Butrous

Thomas David
PANALPINA GULF

Ahmed Dawood
BAYT AL-HIKMAH FOR LEGAL SERVICES
AND CONSULTANCY LLC

Jabar Hamza Lateef

Stephan Jäger
AMERELLER RECHTSANWÄLTE

Rasha Nadeem
BAYT AL-HIKMAH FOR LEGAL SERVICES
AND CONSULTANCY LLC

Ammar Najj
CONFLUENT LAW GROUP

Omar Salih
TALAL ABU GHAZALEH LEGAL (TAG-
LEGAL)

Ahmed Salih Al-Janabi
MENA ASSOCIATES, MEMBER OF
AMERELLER RECHTSANWÄLTE

Claus Schmidt
PANALPINA GULF

Abdelrahman Sherif
MENA ASSOCIATES, MEMBER OF

AMERELLER RECHTSANWÄLTE

Stephan Stephan
PWC JORDAN

Khaled Yaseen
AL-SAQER ADVISERS & LEGAL SERVICES

Dahlia Zamel
MENA ASSOCIATES, MEMBER OF
AMERELLER RECHTSANWÄLTE

Haythem Zayed
PWC JORDAN

Ilza Zwein
AIRUT LAW OFFICES

IRELAND

PWC IRELAND

Sarah Berkery
DILLON EUSTACE

Alan Browning
LK SHIELDS SOLICITORS, MEMBER OF
IUS LABORIS

John Comerford
COONEY CAREY - MEMBER OF RUSSELL
BEDFORD INTERNATIONAL

Aine Connor
PHILIP LEE

Richard Curran
LK SHIELDS SOLICITORS, MEMBER OF
IUS LABORIS

Amanda Daly
MATHESON

William Darmody
LK SHIELDS SOLICITORS, MEMBER OF
IUS LABORIS

Emma Doherty
MATHESON

Gavin Doherty
EUGENE F. COLLINS SOLICITORS

Eoghan Doyle
PHILIP LEE

John Doyle
DILLON EUSTACE

Ray Duffy
THE PROPERTY REGISTRATION
AUTHORITY

Bryan Dunne
MATHESON

Jamie Ensor
DILLON EUSTACE

Frank Flanagan
MASON HAYES & CURRAN

Aileen Gittens
ARTHUR COX, MEMBER OF LEX MUNDI

Thomas Johnson
IRISH BUILDING CONTROL INSTITUTE

William Johnston
ARTHUR COX, MEMBER OF LEX MUNDI

Georgina Kabemba
MATHESON

Jonathan Kelly
PHILIP LEE

Maeve Larkin
ARTHUR COX, MEMBER OF LEX MUNDI

Mary Liz Mahony
ARTHUR COX, MEMBER OF LEX MUNDI

Jamie McGee
ARTHUR COX, MEMBER OF LEX MUNDI

Kevin Meehan
COMPASS MARITIME LTD.

Shane Neville
LK SHIELDS SOLICITORS, MEMBER OF
IUS LABORIS

Michael O'Connor
MATHESON

Deirdre O'Mahony
ARTHUR COX, MEMBER OF LEX MUNDI

Robert O'Shea
MATHESON

Maurice Phelan
MASON HAYES & CURRAN

Sinead Power
IRISH CREDIT BUREAU

Jilian Pringle
OLM CONSULTANCY

Kevin Quinn
PWC IRELAND

John Ruddy
MATHESON

Brendan Sharkey
REDDY CHARLTON

Gavin Simons
DANIEL MURPHY SOLICITORS

Caroline Sommers
MATHESON

Lorcan Tiernan
DILLON EUSTACE

Mark Traynor
A&L GOODBODY

Joe Tynan
PWC IRELAND

Barry Walsh
MASON HAYES & CURRAN

Colm Walsh
IRISH INTERNATIONAL FREIGHT
ASSOCIATION

Maeve Walsh
REDDY CHARLTON

Patrick Walshe
PHILIP LEE

Tadhg Whelan
MASON HAYES & CURRAN

ISRAEL

A. MOSKOVITS & SONS LTD.

Hilman & Co. CPAs (Isr.)
Moshe Balter
BALTER, GUTH, ALONI LLP

Yuval Bar-Gil
YIGAL ARNON & CO.

Ofer Bar-On
SHAVIT BAR-ON GAL-ON TZIN
YAGUR, LAW OFFICES

Jacob Ben-Chitrit
YIGAL ARNON & CO.

Jeremy Benjamin
GOLDFARB SELIGMAN & CO.

Ron Ben-Menachem
HERZOG, FOX & NEEMAN

Marina Benvenisti
RUTH CARGO

Moshe Ben-Yair
PUBLIC UTILITY AUTHORITY-
ELECTRICITY

Rona Bergman Naveh
GROSS, KLEINHENDLER, HODAK,
HALEVY, GREENBERG & CO.

Nohar Bresler
FISCHER BEHAR CHEN WELL ORION
AND CO

Roy Caner
ERDINAST BEN NATHAN & CO.
ADVOCATES

Yitzchak Chikorel
DELOITTE LLP

Doron Cohen
RAVEH, RAVID & CO CPAs - MEMBER
OF RUSSELL BEDFORD INTERNATIONAL

Rona Cohen
ERDINAST BEN NATHAN & CO.
ADVOCATES

Danny Dilbar
GOLDFARB SELIGMAN & CO.

Jacob Enoch
M. FIRON & Co.

Ran Feldman
S. HOROWITZ & Co., MEMBER OF
LEX MUNDI

Israel Fischer
FISCHER BEHAR CHEN WELL ORION
AND Co

Keren Freund
GOLDFARB SELIGMAN & Co.

Shmulik Fried
GOLDFARB SELIGMAN & Co.

Eliran Furman
YIGAL ARNON & Co.

Viva Gayer
ERDINAST BEN NATHAN & Co.
ADVOCATES

Tuvia Geffen
NASCHITZ, BRANDES & Co.

Orna Golan
THE ISRAEL ELECTRIC CORPORATION
LTD. - DAN DISTRICT

Ido Gonen
GOLDFARB SELIGMAN & Co.

Ruth Grant-Porat
THE ISRAEL ELECTRIC CORPORATION
LTD. - DAN DISTRICT

Amos Hacmun
HESKIA-HACMUN LAW FIRM

Liron HaCohen
YIGAL ARNON & Co.

Aharon Havdala
THE ISRAEL ELECTRIC CORPORATION
LTD. - DAN DISTRICT

Yael Hershkovitz
GROSS, KLEINHENDLER, HODAK,
HALEVY, GREENBERG & Co.

Yossi Katsav
RUTH CARGO

Zeev Katz
PWC ISRAEL

Vered Kirshner
PWC ISRAEL

Orna Kornreich-Cohen
SHAVIT BAR-ON GAL-ON TZIN
YAGUR, LAW OFFICES

Meira Kowalsky
EFRAT-KOWALSKY ARCHITECTS

Ezra Izy Levy
HAIM NATHANIEL LTD

Michal Liberman
S. HOROWITZ & Co., MEMBER OF
LEX MUNDI

Danielle Loewenstein
S. HOROWITZ & Co., MEMBER OF
LEX MUNDI

Amnon Lorch
YIGAL ARNON & Co.

Michael Mograbi
PELTRANSPORT

Rotem Muntner
RUTH CARGO

Doron Nathaniel
HAIM NATHANIEL LTD

Aviv Neter
HAIM NATHANIEL LTD

Gil Oren
YIGAL ARNON & Co.

Yuval Peled
DELOITTE LLP

Yoav Razin
NASCHITZ, BRANDES & Co.

Mirit Reif
HACOHEN WOLF LAW OFFICES

Nimrod Rosenblum
EPSTEIN ROSENBLUM MAOZ (ERM)

Eyal Rosovsky
ZELLMAYER, PELOSSOF, ROSOVSKY,
TSAFRIR, TOLEDANO & Co.

Doron Sadan
PWC ISRAEL

Eyal Shaltieli
HERZOG, FOX & NEEMAN

Amir Shani
AMIT (PANALPINA)

Daniel Singerman
BUSINESS DATA ISRAEL + PERSONAL
CHECK

Eran Taussig
BALTER, GUTH, ALONI LLP

Eylam Weiss
WEISS-PORAT & Co.

Zeev Weiss
WEISS-PORAT & Co.

Dave Wolf
HACOHEN WOLF LAW OFFICES

ITALY

Marco Sebastiano Accorrà
PWC - TAX AND LEGAL SERVICES

Fabrizio Acerbis
PWC ITALY

Giuseppe Alemani
ALEMANI E ASSOCIATI

Mario Altavilla
UNIONCAMERE

Federico Antich
STUDIO DELL'AVVOCATO ANTICH

Stefano Aprile
PENAL COURT OF ROME

Roberto Argeri
CLEARY GOTTlieb STEEN & HAMILTON
LLP

Gaetano Arnò
PWC - TAX AND LEGAL SERVICES

Romina Ballanca
PWC - TAX AND LEGAL SERVICES

Paola Barazzetta
PWC - TAX AND LEGAL SERVICES

Gianluigi Baroni
PWC - TAX AND LEGAL SERVICES

Giuseppe Battaglia
PORTOLANO CAVALLO STUDIO LEGALE

Alvise Becker
PWC - TAX AND LEGAL SERVICES

Vlad Beffa
STUDIO SAVOIA

Susanna Beltramo
STUDIO LEGALE BELTRAMO

Gianluca Borghetto
NUNZIANTE MAGRONE

Giampaolo Botta
SPEDIPORTO - ASSOCIAZIONE
SPEDIZIONIERI CORRIERI E
TRASPORTATORI DI GENOVA

Carmine Bruno
STUDIO LEGALE ASSOCIATO AD ASHURST
LLP

Claudio Burello
PWC - TAX AND LEGAL SERVICES

Sergio Calderara
ALMAVIVA S.P.A. - DIREZIONE AFFARI
LEGALI

Gianluca Cambareri
TONUCCI & PARTNERS, IN ALLIANCE
WITH MAYER BROWN LLP

Stefano Cancarini
PWC - TAX AND LEGAL SERVICES

Alessandro Cardia
GRIECO E ASSOCIATI

Carlo Pozzi
APRILE S.P.A.

Cecilia Carrara
LEGANCE - STUDIO LEGALE ASSOCIATO

Paolo Carta
ACEA S.P.A.

Fausto Caruso
NCTM - STUDIO LEGALE ASSOCIATO

Gennaro Cassiani
GC ARCHITECTURE BURO

Maria Castiglione Minischetti
PWC - TAX AND LEGAL SERVICES

Lucia Ceccarelli
PORTOLANO CAVALLO STUDIO LEGALE

Giorgio Cherubini
PIROLA PENNUTO ZEI & ASSOCIATI

Stefano Colla
PWC - TAX AND LEGAL SERVICES

Fabrizio Colonna
LCA - LEGA COLUCCI E ASSOCIATI

Mattia Colonnelli de Gasperis
COLONNELLI DE GASPERIS STUDIO
LEGALE

Barbara Corsetti
PORTOLANO CAVALLO STUDIO LEGALE

Filippo Corsini
CHIOMENTI STUDIO LEGALE

Barbara Cortesi
STUDIO LEGALE GUASTI

Catherine Costagguì
CLEARY GOTTlieb STEEN & HAMILTON
LLP

Domenica Cotroneo
PWC - TAX AND LEGAL SERVICES

Massimo Cremona
PIROLA PENNUTO ZEI & ASSOCIATI

Salvatore Cuzzocrea
PWC - TAX AND LEGAL SERVICES

Antonio De Martinis
SPASARO DE MARTINIS LAW FIRM

Raffaella De Martinis
SPASARO DE MARTINIS LAW FIRM

Francesca De Paolis
TARTER KRINSKY DROGIN LLP

Rosa Del Sindaco
ABBATESCIANNI STUDIO LEGALE E
TRIBUTARIO

Claudio Di Falco
CLEARY GOTTlieb STEEN & HAMILTON
LLP

Antonella Di Maria
M&M ASSOCIATI

Maria Di Noia
BANK OF ITALY

Emanuele Ferrari
STUDIO NOTARILE FERRARI

Maddalena Ferrari
STUDIO NOTARILE FERRARI

Giuseppe Ferrelli
STUDIO LEGALE SINATRA

Barbara Mirta Ferri
PWC - TAX AND LEGAL SERVICES

Gianclaudio Fischetti
PWC - TAX AND LEGAL SERVICES

Giulia Minetti Floccari
STUDIO LEGALE ASSOCIATO AD ASHURST
LLP

Paola Flora
STUDIO LEGALE ASSOCIATO AD ASHURST
LLP

Pier Andrea Fré Torelli Massini
CARABBA & PARTNERS

Paolo Gallarati
NCTM - STUDIO LEGALE ASSOCIATO

Andrea Gangemi
PORTOLANO CAVALLO STUDIO LEGALE

Daniele Geronzi
LEGANCE - STUDIO LEGALE ASSOCIATO

Carlo Ghia
GHIA LAW FIRM

Enrica Maria Ghia
GHIA LAW FIRM

Lucio Ghia
GHIA LAW FIRM

Vincenzo Fabrizio Giglio
GIGLIO & SCOFFERI STUDIO LEGALE
DEL LAVORO

Andrea Grappelli
TONUCCI & PARTNERS, IN ALLIANCE
WITH MAYER BROWN LLP

Antonio Grieco
GRIECO E ASSOCIATI

Valentino Guarini
PWC - TAX AND LEGAL SERVICES

Federico Guasti
STUDIO LEGALE GUASTI

Francesco Iodice
CLEARY GOTTlieb STEEN & HAMILTON
LLP

Giovanni Izzo
ABBATESCIANNI STUDIO LEGALE E
TRIBUTARIO

Ignazio la Candia
PIROLA PENNUTO ZEI & ASSOCIATI

Laura Liguori
ORSINGERH ORTU - AVVOCATI
ASSOCIATI

Alessandra Livreri
A. HARTRODT ITALIANA SRL

Enrico Lodi
CRIF S.P.A.

Cesare Lombrossa
STUDIO LEGALE LOMBROSSA

Riccardo Lonardi
PWC - TAX AND LEGAL SERVICES

Artemisia Lorusso
TONUCCI & PARTNERS, IN ALLIANCE
WITH MAYER BROWN LLP

Paolo Lucarini
PWC ITALY

Stefano Macchi di Cellere
JONES DAY

Matteo Magistrelli
PORTOLANO CAVALLO STUDIO LEGALE

Giorgio Marcolongo
SOREFISA S.P.A.

Fabrizio Mariotti
STUDIO LEGALE BELTRAMO

Donatella Martinelli
STUDIO LEGALE ASSOCIATO TOMMASINI
E MARTINELLI

Pietro Masi
PORTOLANO CAVALLO STUDIO LEGALE

Laura Mellone
BANK OF ITALY

Priscilla Merlino
NUNZIANTE MAGRONE

Andrea Messuti
LCA - LEGA COLUCCI E ASSOCIATI

Luca Milan
STUDIO ASSOCIATO GIANNESI MILAN

Stefano Miniati
PWC - TAX AND LEGAL SERVICES

Marco Monaco Sorge
TONUCCI & PARTNERS, IN ALLIANCE
WITH MAYER BROWN LLP

Luisa Monti
CRIF S.P.A.

Micael Montinari
PORTOLANO CAVALLO STUDIO LEGALE

Daniela Morante
MILAN CHAMBER OF ARBITRATION

Valeria Morosini
TOFFOLETTO E SOCI LAW FIRM, MEMBER
OF IUS LABORIS

Serena Nasuti
JONES DAY

Davide Neirrotti
PWC - TAX AND LEGAL SERVICES

Gianmatteo Nunziante
NUNZIANTE MAGRONE

Francesco Nuzzolo
PWC ITALY

Aldo Olivo
OM ARCHITETTI

Luciano Panzani
TORINO COURT OF FIRST INSTANCE

Sara Parmiggiani
CLEARY GOTTlieb STEEN & HAMILTON
LLP

Giovanni Patti
ABBATESCIANNI STUDIO LEGALE E
TRIBUTARIO

Yan Pecoraro
PORTOLANO CAVALLO STUDIO LEGALE
LLP

Davide Petris
PORTOLANO CAVALLO STUDIO LEGALE

Angelo Piraino
CIVIL COURT OF TERMINI IMERESE
(PALERMO)

Andrea Pivanti
GHIA LAW FIRM

Maria Progida
PWC - TAX AND LEGAL SERVICES

Laura Prosperetti
CLEARY GOTTlieb STEEN & HAMILTON
LLP

Giulia Quatrini
PORTOLANO CAVALLO STUDIO LEGALE

Laura Ratto
APL SRL

Sharon Reilly
LABLAW STUDIO LEGALE

Fabrizio Revelli
LAWYER

Arnaldo Righetti
1877 STEIN SRL

Consuelo Rigo
CRIF S.P.A.

Marianna Ristuccia
RISTUCCIA & TUFARELLI

Filippo Maria Riva
PWC - TAX AND LEGAL SERVICES

Carlo Umberto Rossi
ROSSI & ROSSI LAW FIRM

Davide Rossini
APL SRL

Michele Salemo
KRCOM

Francesca Salerno
LEGANCE - STUDIO LEGALE ASSOCIATO

Mike Salerno
KRCOM

Filippo Savoia
STUDIO SAVOIA

Lamberto Schiona
STUDIO LEGALE SCHIONA

Mario Scofferi
GIGLIO & SCOFFERI STUDIO LEGALE
DEL LAVORO

Alice Scotti
STUDIO LEGALE GUASTI

Susanna Servi
CARABBA & PARTNERS

Massimiliano Silveti
Nunziante Magrone
Carlo Sinatra
STUDIO LEGALE SINATRA

Luca Spallarossa
APRILE S.P.A.

Annalisa Stirpe
ABBATESCIANNI STUDIO LEGALE E
TRIBUTARIO

Elisa Sulcis
STUDIO LEGALE SINATRA

Andrea Tedioli
STUDIO LEGALE TEDIOLI

Francesca Tironi
PwC - TAX AND LEGAL SERVICES

Giacinto Tommasini
STUDIO LEGALE ASSOCIATO TOMMASINI
E MARTINELLI

Luca Tufarelli
RISTUCCIA & TUFARELLI

Laura Tumolo
NCTM - STUDIO LEGALE ASSOCIATO

Simona Urciuoli
PwC - TAX AND LEGAL SERVICES

Rachele Vacca de Dominicis
GRIECO E ASSOCIATI

Mario Valentini
PIROLA PENNUTO ZEI & ASSOCIATI

Vito Vittore
NUNZIANTE MAGRONE

Giovanni Vivarelli
ACEA S.P.A.

Bruno Benvenuto Zerbini
STUDIO LEGALE BELTRAMO

Filippo Zucchinelli
PwC - TAX AND LEGAL SERVICES

JAMAICA

THE SHIPPING ASSOCIATION OF
JAMAICA

Martin Addington
INTERPLAN

Frances Blair
NATIONAL ENVIRONMENT & PLANNING
AGENCY

Christopher Bovell
DUNNCOX

Mitzie W. Gordon Burke-Green
JAMAICA TRADING SERVICES LTD.

Leon Campbell
LANNAMAN AND MORRIS GROUP
LIMITED

Errington Case
JAMAICA PUBLIC SERVICE COMPANY
LIMITED

Carl Chen
CARL CHEN & ASSOCIATES

Colleen Coleman-Wright
LEX CARIBBEAN

Joseph Cooper
Terrence Cooper
CRIF-NM CREDIT ASSURE LTD.

Eric Crawford
PwC JAMAICA

Jemelina Davis
THE SUPREME COURT OF JAMAICA

Megan Deane
CREDITINFO JAMAICA LIMITED

Natalie Farrell-Ross
MYERS, FLETCHER & GORDON, MEMBER
OF LEX MUNDI

Nicole Foga
FOGA DALEY

Rivi Gardener
RIVI GARDENER & ASSOCIATE LTD.

Hugh Gordon
NATIONAL ENVIRONMENT & PLANNING
AGENCY

Herbert Winston Grant
GRANT, STEWART, PHILLIPS & CO.

Lissa L. Grant
PRIDE JAMAICA

Carla-Anne Harris Roper
MINISTRY OF LABOUR AND SOCIAL
SECURITY

Meris Haughton
TAX ADMINISTRATION JAMAICA

Wilbert Hoo
JAMAICA MECHANICAL & ELECTRICAL
ENGINEERING

Donovan Jackson
NUNES, SCHOLEFIELD DELEON & CO.

Christine Johnston
JAMAICA FREIGHT AND SHIPPING CO.
LIMITED

Peter Knight
NATIONAL ENVIRONMENT & PLANNING
AGENCY

Joan Lawla
MANAGER, ACADEMICIAN

Grace Lindo
NUNES, SCHOLEFIELD DELEON & CO.

Noelle Llewellyn Heron
TAX ADMINISTRATION SERVICES
DEPARTMENT

Melinda Lloyd
JAMAICA PUBLIC SERVICE COMPANY
LIMITED

Denise Lyn Fatt
FREIGHT HANDLERS LIMITED

Zaila McCalla
THE SUPREME COURT OF JAMAICA

Mark McConnell
BARE NUTRITION LIMITED

Karen McHugh
PwC JAMAICA

Andrine McLaren
KINGSTON AND ST. ANDREW
CORPORATION

Alton Morgan
LEGIS-ALTON E. MORGAN & CO.
ATTORNEYS-AT-LAW

Viveen Morrison
PwC JAMAICA

Wilford Morrison
COMPANIES OFFICE OF JAMAICA

Nardia Pessoa-White
PRIDE JAMAICA

Gina Phillipps Black
MYERS, FLETCHER & GORDON, MEMBER
OF LEX MUNDI

Judith Ramlogan
COMPANIES OFFICE OF JAMAICA

Andrea E. Rattray
RATTRAY PATTERSON RATTRAY

Hilary Reid
MYERS, FLETCHER & GORDON, MEMBER
OF LEX MUNDI

Andre Rochester
MARITIME AND TRANSPORT LIMITED

Norman Shand
KINGSTON AND ST. ANDREW
CORPORATION

Stephanie Sterling
MYERS, FLETCHER & GORDON, MEMBER
OF LEX MUNDI

Arturo Stewart
GRANT, STEWART, PHILLIPS & CO.

Douglas Stiebel
STIEBEL & COMPANY LIMITED

Marjorie Straw
JAMAICA PROMOTIONS CORPORATION
(JAMPRO)

Humphrey Taylor
TAYLOR CONSTRUCTION LTD.

Lorraine Thomas-Harris
LTN LOGISTICS INTERNATIONAL CO.
LTD.

Vivienne Thompson
INTERNATIONAL SHIPPING LIMITED

Loxley Tulloch
GATEWAY SHIPPING INTERNATIONAL
LIMITED

Debra Wahlberg
PRIDE JAMAICA

Junior Waugh
JAMAICA SOCIETY OF CUSTOMS
BROKERS

Coleen Weise

Donovan Wignall
MAIRTRANS INTERNATIONAL LOGISTICS
LTD.

Sophia Williams
NATIONAL LAND AGENCY

Maia Wilson
LEX CARIBBEAN

Angelean Young-Daley
JAMAICA PUBLIC SERVICE COMPANY
LIMITED

JAPAN

PwC JAPAN

TOKYO ELECTRIC POWER COMPANY INC.

Marie Eguchi
ATSUMI & SAKAI

Naoaki Eguchi
BAKER & MCKENZIE

Toyoki Emoto
ATSUMI & SAKAI

Miho Fujita
ADACHI, HENDERSON, MIYATAKE &
FUJITA

Tatsuya Fukui
ATSUMI & SAKAI

Shinnosuke Fukuoka
NISHIMURA & ASAHI

Mika Haga
DAVIS & TAKAHASHI

Yuichi Hasegawa
ADACHI, HENDERSON, MIYATAKE &
FUJITA

Akiyo Hiraoka
ATSUMI & SAKAI

Katsuo Hosoyama
AZABU AIWA & CO.

Tomomi Kagawa
CREDIT INFORMATION CENTER CORP.

Chie Kasahara
ATSUMI & SAKAI

Takahiro Kato
NISHIMURA & ASAHI

Kohji Kawamura
NISHIMURA & ASAHI

Hayato Kimura
ATSUMI & SAKAI

Reiko Koizumi
ATSUMI & SAKAI

Kenichi Kojima
USHIJIMA & PARTNERS

Yasuyuki Kuribayashi
CITY-YUWA PARTNERS

Yukie Kurosawa
O'MELVENY & MYERS LLP

Yoji Maeda
O'MELVENY & MYERS LLP

Takafumi Masukata
NIPPON EXPRESS CO., LTD.

Nobuaki Matsuoka
OSAKA INTERNATIONAL LAW OFFICES

Ryoya Megumi
NISHIMURA & ASAHI

Toshio Miyatake
ADACHI, HENDERSON, MIYATAKE &
FUJITA

Michihiro Mori
NISHIMURA & ASAHI

Hirosato Nabika
CITY-YUWA PARTNERS

Haruka Onishi
NISHIMURA & ASAHI

Takashi Saito
CITY-YUWA PARTNERS

Yuka Sakai
CITY-YUWA PARTNERS

Rieko Sasaki
ATSUMI & SAKAI

Takefumi Sato
ANDERSON MORI & TOMOTSUNE

Yoshihito Shibata
BINGHAM MCCUTCHEN MURASE,
SAKAI MIMURA AIZAWA - FOREIGN
LAW JOINT ENTERPRISE

Tomoko Shimomukai
NISHIMURA & ASAHI

Hiroaki Shinomiya
DAVIS & TAKAHASHI

Kentaro Shoji
O'MELVENY & MYERS LLP

Sachiko Sugawara
ATSUMI & SAKAI

Yuri Suzuki
ATSUMI & SAKAI

Hiroaki Takahashi
DAVIS & TAKAHASHI

Mikio Tasaka
NITTSU RESEARCH INSTITUTE AND
CONSULTING, INC.

Junichi Tobimatsu
MORI HAMADA & MATSUMOTO

Yoshito Tsuji
OBAYASHI CORPORATION

Kenji Utsumi
NAGASHIMA OHNO & TSUNEMATSU

Jun Yamada
ANDERSON MORI & TOMOTSUNE

Michi Yamagami
ANDERSON MORI & TOMOTSUNE

JORDAN

ERNST & YOUNG

Hassan Abdullah
THE JORDANIAN ELECTRIC POWER CO.
LTD. (JEPCO)

Mazen Abu Alghanam

Hayja'a Abu AlHayja'a
TALAL ABU GHAZALEH LEGAL (TAG-
LEGAL)

Nayef Abu Alim
PREMIER LAW FIRM LLP

Basel Abu Ghazaleh
PwC JORDAN

Deema Abu Zulaikha
TALAL ABU GHAZALEH LEGAL (TAG-
LEGAL)

Ibrahim Abunameh
ABUNAMEH & PARTNERS LAW FIRM

Maha Al Abdallat
CENTRAL BANK OF JORDAN

Mohammad Al Smadi
INTERNATIONAL BUSINESS LEGAL
ASSOCIATES

Eman M. Al-Dabbas
INTERNATIONAL BUSINESS LEGAL
ASSOCIATES

Razan Al-Hosban
ALI SHARIF ZU'BI, ADVOCATES & LEGAL
CONSULTANTS, MEMBER OF LEX MUNDI

Gehad Ali
ARAB BANK

Omar Aljazy
ALJAZY & CO. ADVOCATES & LEGAL
CONSULTANTS

Mohammad Al-Said

Khaled Asfour
ALI SHARIF ZU'BI, ADVOCATES & LEGAL
CONSULTANTS, MEMBER OF LEX MUNDI

Alaa Bjan
AQABA CONTAINER TERMINAL CO.
(ACT)

Michael T. Dabit
MICHAEL T. DABIT & ASSOCIATES

Richard Davidsen
AQABA CONTAINER TERMINAL CO.
(ACT)

Anwar Elliyan
THE JORDANIAN ELECTRIC POWER CO.
LTD. (JEPCO)

Lubna Hawamdeh
ALI SHARIF ZU'BI, ADVOCATES & LEGAL
CONSULTANTS, MEMBER OF LEX MUNDI

George Hazboun
HAZBOUN & CO. FOR INTERNATIONAL
LEGAL BUSINESS CONSULTATIONS

Reem Hazboun
HAZBOUN & CO. FOR INTERNATIONAL
LEGAL BUSINESS CONSULTATIONS

Tayseer Ismail
EAST ECHO CO.

Emad Karkar
PwC JORDAN

Walid Khalifeh
ALI SHARIF ZU'BI, ADVOCATES & LEGAL
CONSULTANTS, MEMBER OF LEX MUNDI

Hussein Kofahy
CENTRAL BANK OF JORDAN

Rasha Laswi
ZALLOUM & LASWI LAW FIRM

Firas Malhas
INTERNATIONAL BUSINESS LEGAL
ASSOCIATES

Daniah Murad
ALI SHARIF ZU'BI, ADVOCATES & LEGAL
CONSULTANTS, MEMBER OF LEX MUNDI

Nizar Musleh
HAZBOUN & CO. FOR INTERNATIONAL
LEGAL BUSINESS CONSULTATIONS

Omar B. Naim
NATIONAL CONSTRUCTION COMPANY

Ridha Nasair
LAW GATE ATTORNEYS & LEGAL
COUNSELORS

Laith Nasrawin
ALJAZY & CO. ADVOCATES & LEGAL
CONSULTANTS

Khalid Nazer
KHALIFEH & PARTNERS LAWYERS

Main Nsaïr
NSAIR & PARTNERS - LAWYERS

Mutasem Nsaïr
NSAIR & PARTNERS - LAWYERS

Ahmad Quandour
KHALIFEH & PARTNERS LAWYERS

Osama Y. Sabbagh
THE JORDANIAN ELECTRIC POWER CO.
LTD. (JEPCO)

Fouad Shaban
ALI SHARIF ZU'BI, ADVOCATES & LEGAL
CONSULTANTS, MEMBER OF LEX MUNDI

Stephan Stephan
PwC JORDAN

Dima Taan
LAW GATE ATTORNEYS & LEGAL
COUNSELORS

Samir Talhouni
KHALIFEH & PARTNERS LAWYERS

Mohammed Tarawneh

Mahmoud Wafa

Azzam Zalloum
ZALLOUM & LASWI LAW FIRM

Salma Zibdeh
ALI SHARIF ZU'BI, ADVOCATES & LEGAL
CONSULTANTS, MEMBER OF LEX MUNDI

Malek Zreiqat
ALI SHARIF ZU'BI, ADVOCATES & LEGAL
CONSULTANTS, MEMBER OF LEX MUNDI

KAZAKHSTAN

Askar Abubakirov
AEQUITAS LAW FIRM

Zulfiya Akchurina
GRATA LAW FIRM

Duman Akhmetov
INTEGRITES KAZAKHSTAN LLP

Ildus Bariev
GLOBALINK LOGISTICS GROUP

Amir Begdesenov
SAYAT ZHOLSHY & PARTNERS

Aigerim Bektenova
GRATA LAW FIRM

Arman Beraldin
SAYAT ZHOLSHY & PARTNERS

Talgat Bidaybekov
OLYMPIX ADVISERS

Aidyn Bikebayev
SAYAT ZHOLSHY & PARTNERS

Richard Bregonje
PwC KAZAKHSTAN

Yelena Bychkova
AEQUITAS LAW FIRM

Irina Chen
M&M LOGISTICS

Dana Chernyakova
AEQUITAS LAW FIRM

Dmitriy Chumakov
SAYAT ZHOLSHY & PARTNERS

Dina Daumova
GRATA LAW FIRM

Ardak Dyussebayeva
AEQUITAS LAW FIRM

Shestakov Gennady
KAZAKHSTAN LOGISTICS SERVICE

Alexandr Giros
ARISTAN PROJECT MANAGEMENT
GROUP (APMG)

Tatyana Gustap
AEQUITAS LAW FIRM

Aliya Ibrayeva
PwC KAZAKHSTAN

Ardak Idayatova
AEQUITAS LAW FIRM

Semion Issyk
AEQUITAS LAW FIRM

Kamil Jambakiyev
NORTON ROSE FULBRIGHT

Thomas Johnson
SNR DENTON KAZAKHSTAN LIMITED

Mariyash Kabikenova
REHABILITATION MANAGER

Elena Kaeva
PwC KAZAKHSTAN

Elvira Khairoullina
INTEGRITES KAZAKHSTAN LLP

Yekaterina Khamidullina
AEQUITAS LAW FIRM

Marina Kolesnikova
GRATA LAW FIRM

Yerbol Konarbayev
SNR DENTON KAZAKHSTAN LIMITED

Askar Konybayev
GRATA LAW FIRM

Anna Kravchenko
GRATA LAW FIRM

Natalya Kulagina
M&M LOGISTICS

Alina Larina
M&M LOGISTICS

Marzhan Mardenova
PwC KAZAKHSTAN

Vsevolod Markov
BMF GROUP LLP

Yessen Massalin
OLYMPIX ADVISERS

Bolat Miyatov
GRATA LAW FIRM

Toregali Muhamedzhanov
REHABILITATION MANAGER

Daniyar Mussakhan
NORTON ROSE FULBRIGHT

Assel Mussina
SNR DENTON KAZAKHSTAN LIMITED

Ruslan Omarov
FIRST CREDIT BUREAU

Aliya Ospanova
MINISTRY OF FINANCE

Yuliya V. Petrenko
BMF GROUP LLP

Yerlan Serikbayev
MICHAEL WILSON & PARTNERS LTD.

Ruslan Serkebulanov
REHABILITATION MANAGER

Svetlana Shtopol
INTEGRITES KAZAKHSTAN LLP

Alzhan Stamkulov
SYNERGY PARTNERS LAW FIRM

Nurzhan Stamkulov
SYNERGY PARTNERS LAW FIRM

Kurmangazy Talzhanov
INTEGRITES KAZAKHSTAN LLP

Almas Tlepov
INTEGRITES KAZAKHSTAN LLP

Yerzhan Toktarov
SAYAT ZHOLSHY & PARTNERS

Bakhyt Tukulov
GRATA LAW FIRM

Yekaterina V. Kim
MICHAEL WILSON & PARTNERS LTD.

Marla Valdez
SNR DENTON KAZAKHSTAN LIMITED

Vitaliy Vodolazkin
SAYAT ZHOLSHY & PARTNERS

Arlan Yerzhanov
GRATA LAW FIRM

Yerzhan Yessimkhanov
GRATA LAW FIRM

Dubek Zhabykenov
BA OILFIELD SERVICES

Serik Zhambalin
OLYMPIX ADVISERS

Kogarshin Zhamikanova
REHABILITATION MANAGER

Anton Zinoviev
BOOZ ALLEN HAMILTON

Zarina Ziyayeva
INTEGRITES KAZAKHSTAN LLP

KENYA
METROPOL CORPORATION LTD.

Mohammed A. Bhatti
BHATTI ELECTRICAL LIMITED

Oliver Fowler
KAPLAN & STRATTON

Peter Gachuhi
KAPLAN & STRATTON

William Ikutha Maema
ISEME, KAMAU & MAEMA ADVOCATES

Milly Jalega
ISEME, KAMAU & MAEMA ADVOCATES

Kenneth Kamaitha
KAPLAN & STRATTON

Hamish Keith
DALY & FIGGIS ADVOCATES

Peter Kiara
ARCHITECT

Owen Koimburi
KOKA KOIMBURI & Co., MEMBER OF
MAZARS

Caroline Kyallo
B.M. MUSAU & Co. ADVOCATES

David Lekerai
ISEME, KAMAU & MAEMA ADVOCATES

Jean M. Onyinkwa
B.M. MUSAU & Co. ADVOCATES

Robert Maina
KOKA KOIMBURI & Co., MEMBER OF
MAZARS

Victor Majani
CROWE HORWATH EA, MEMBER
CROWE HORWATH INTERNATIONAL

Ravinder Matharu
CORONATION ELECTRICAL LTD.

Rosemary Mburu
INSTITUTE OF TRADE DEVELOPMENT

James Mburu Kamau
ISEME, KAMAU & MAEMA ADVOCATES

Mansoor A. Mohamed
RUMAN SHIP CONTRACTORS LIMITED

George Muchiri
DALY & FIGGIS ADVOCATES

John Muoria
WARUHIU K'OWADE & NG'ANG'A
ADVOCATES

Murigu Murithi
ARCS AFRICA

Benjamin Musau
B.M. MUSAU & Co. ADVOCATES

Patrick Musyoka
KOKA KOIMBURI & Co., MEMBER OF
MAZARS

Kennedy Mutiso
B.M. MUSAU & Co. ADVOCATES

Angela Namwakira
CHUNGA ASSOCIATES

Wachira Ndege
CREDIT REFERENCE BUREAU AFRICA
LTD.

Killian Ngala
MEDITERRANEAN SHIPPING COMPANY
(MSC), OCEANFREIGHT (E.A.) LTD.

Raphael Ngalatu
B.M. MUSAU & Co. ADVOCATES

Mbage Ng'ang'a
WARUHIU K'OWADE & NG'ANG'A
ADVOCATES

Joseph Ng'ang'ira
DALY & FIGGIS ADVOCATES

James Ngomeli
THE KENYA POWER AND LIGHTING
COMPANY LTD.

Kenneth Njuguna
PwC KENYA

Conrad Nyukuri
CHUNGA ASSOCIATES

Richard Omwela
HAMILTON HARRISON & MATHEWS
LAW FIRM

Denis Augustine Onyango
FRONTIER DESIGNS

Cephas Osoro
CROWE HORWATH EA, MEMBER
CROWE HORWATH INTERNATIONAL

Don Priestman
THE KENYA POWER AND LIGHTING
COMPANY LTD.

Deepen Shah
WALKER KONTOS ADVOCATES

Rajesh Shah
PwC KENYA

Joseph Taracha
CENTRAL BANK OF KENYA

Harpreet Ubhi
DALY & FIGGIS ADVOCATES

Aleem Visram
DALY & FIGGIS ADVOCATES

Peter Wahome
PwC KENYA

Nicholas Wambua
B.M. MUSAU & Co. ADVOCATES

Angela Waweru
KAPLAN & STRATTON

KIRIBATI
MINISTRY OF ENVIRONMENT, LANDS
& AGRICULTURE DEVELOPMENT
(MELAD)
PUBLIC UTILITIES BOARD

Kibae Akaaka
MINISTRY OF FINANCE

Mary Amanu
MOEL TRADING Co LTD

Amoro Amten
ANZ BANK (KIRIBATI) LTD.

Neiran Areta
MINISTRY OF COMMERCE, INDUSTRY
AND COOPERATIVES

Kenneth Barden
ATTORNEY-AT-LAW

Rengaua Bauro
MINISTRY OF FINANCE

Taake Cama
MINISTRY OF FINANCE

Tomitiana Eritama
MINISTRY OF LABOUR & HUMAN
RESOURCES DEVELOPMENT

AngoAngo Fakaua
MINISTRY OF COMMERCE, INDUSTRY
AND COOPERATIVES

Anthony Frazier

Pesega Iaribwebwe
MINISTRY OF COMMERCE, INDUSTRY
AND COOPERATIVES

Willie Karakaua Maen
MOEL TRADING Co LTD

Seri Kautuntamoa
BUSINESS & COMPANIES REGULATORY
DIVISION, BUSINESS REGULATORY
CENTRE, MINISTRY OF COMMERCE,
INDUSTRY & COOPERATIVES

Mary Kum Kee
MOEL TRADING Co LTD

Terengaua Maio
KIRIBATI TRADES UNION CONGRESS

Kinateao Rokonimwane
MINISTRY OF COMMERCE, INDUSTRY
AND COOPERATIVES

Tetoka Tionatan
KIRIBATI PROVIDENT FUND

KOREA, REP.
DLA PIPER

Jae Beom Ahn
AHNSE LAW OFFICES

Won-Mo Ahn
AHN & CHANG

Jong-Hyun Baek
DAHAM BROKER

Jennifer Min-Sook Chae
KOREA CREDIT BUREAU

Kyoung Soo Chang
SHIN & KIM

Sung-Soo Choi
KIM & CHANG

Han-Jun Chon
SAMIL PRICEWATERHOUSECOOPERS

Eui Jong Chung
BAE, KIM & LEE LLC

Jun-Seok Heo
SOJONG PARTNERS

Won-Wook Hong
SAMIL PRICEWATERHOUSECOOPERS

Jin-Young Hwang
SAMIL PRICEWATERHOUSECOOPERS

C.W. Hyun
KIM & CHANG

James I.S. Jeon
SOJONG PARTNERS

Min-Sik Jun
KOREA CUSTOMS SERVICE

Bo Moon Jung
KIM & CHANG

Goo-Chun Jung
KOREA CUSTOMS SERVICE

Ji Eun Jung
AHNSE LAW OFFICES

Bong-Cherl Kang
KOREA CUSTOMS SERVICE

Sang Wook Kang
KOREAN ELECTRICAL CONTRACTORS
ASSOCIATION

Young-Ju Kang
SOJONG PARTNERS

Eun-Kyung Kim
KOREA CREDIT BUREAU

Mike (Yeontaek) Kim
AHNSE LAW OFFICES

Stephan Kim
SOJONG PARTNERS

Sung Jin Kim
YULCHON

Sung Won (David) Kim
HANARO TNS

Wonhyung Kim
YOON & YANG LLC

Yong-Seong Kim
SOJONG PARTNERS

Joong Hoon Kwak
LEE & KO

Ann Seung-Eun Lee
KIM & CHANG

Heeryoung Lee
SOJONG PARTNERS

Hee-Ryoung Lee
SOJONG PARTNERS

Hongyou Lee

Hye Jeong Lee
AHNSE LAW OFFICES

Kwon H. Lee
HANJIN SHIPPING Co. LD.

Kyu Wha Lee
LEE & KO

Sang-don Lee
SHIN & KIM

Seung Yoon Lee
KIM & CHANG

Chul Kee Lim
KOREA CREDIT BUREAU

Cheol-Kyu Maeng
KOREA CUSTOMS SERVICE

Yon Kyun Oh
KIM & CHANG

Stephen Pak
YULCHON

Soo-Hwan Park
SAMIL PRICEWATERHOUSECOOPERS

Yong Seok Park
SHIN & KIM

Jeong Seo
KIM & CHANG

Mi Jin Shin
KIM & CHANG

Philippe Shin
SHIN & KIM

Tony Moon-Bae Sohn
KOREA CREDIT BUREAU

Bong Woo Song
HANJIN SHIPPING CO. LTD.

Jin-Ho Song
KIM & CHANG

Jiwon Suh
MINISTRY OF STRATEGY AND FINANCE

Kiwon Suh
CHEON JI ACCOUNTING CORPORATION
- MEMBER OF RUSSELL BEDFORD
INTERNATIONAL

KOSOVO

TAX ADMINISTRATION OF KOSOVO

Shaqir Behrami
N.P.SH TOMI ELEKTRO

Hajzer Bublaku
KOSOVO CADASTRAL AGENCY

Ardiana Bunjaku
SOCIETY OF CERTIFIED ACCOUNTANTS
AND AUDITORS OF KOSOVO (SCAAK)

Shyqiri Bytyqi
VALA CONSULTING

Muzafer Çaka
KOSOVO CADASTRAL AGENCY

Sokol Elmazaj
BOGA & ASSOCIATES TIRANA

Mirjeta Emini
BOGA & ASSOCIATES

Lorena Gega
PwC ALBANIA

Klinti Golemi
PwC

Valon Hasani
INTERLEX ASSOCIATES LLC

Hekuran Haxhimusa
SCLR PARTNERS

Rrahim Hoxha
ISARS

Naim Huruglica
KOSOVO CUSTOMS

Virtyt Ibrahimaga
AVOKATURA I.O.T.

Albert Islami
ALBERT ISLAMI & PARTNERS

Besarta Killokoqi
BOGA & ASSOCIATES

Sabina Lalaj
BOGA & ASSOCIATES

Valdrin Lluca
IPAK

Florim Maxharraj
CENTRAL BANK OF THE REPUBLIC OF
KOSOVO

Illir Murseli
MURSELI ARCHITECTS & PARTNERS

Delvina Nallbani
BOGA & ASSOCIATES

Bernard Nikaj
MINISTRY OF TRADE AND INDUSTRY

Gazmend Nushi
KALO & ASSOCIATES

Valdet Osmani
ARCHITECT ASSOCIATION OF KOSOVO

Loreta Peci
PwC ALBANIA

Denis Pitarka
KOSOVO CADASTRAL AGENCY

Mehdi Pllashniku
KOSOVO BUSINESS REGISTRATION
AGENCY

Blerim Prestreshi
SCLR PARTNERS

Vigan Rogova
ETHEM ROGOVA LAW FIRM

Ariana Rozhaja
VALA CONSULTING

Valentina Salihu
VALA CONSULTING

Iliriana Osmani Serreqi
AVOKATURA I.O.T.

Dardan Shala
SCLR PARTNERS

Lea Shllaku
IPAK

Kreshnik Thaqi
IPAK

Gëzim Xharavina
ARCHITECTURAL, DESIGN AND
ENGINEERING

Ruzhdi Zenelaj
PwC

Leke Zogaj
2M CONSULTING

Shaha Zylfiu
CENTRAL BANK OF THE REPUBLIC OF
KOSOVO

KUWAIT

FREIGHT EXCEL LOGISTICS

TALAL ABU GHAZALEH LEGAL (TAG-
LEGAL)

Labeed Abdal
THE LAW FIRM OF LABEED ABDAL

Lina A.K. Adlouni
KIPCO ASSET MANAGEMENT
COMPANY KSC

Hussein Mohammed Hassan
Ahmed
ABDULLAH KH. AL-AYOUB &
ASSOCIATES, MEMBER OF LEX MUNDI

Bader Al Abduljader
RUSSELL BEDFORD INTERNATIONAL

Ali Al Faqan
INTERNATIONAL COUNSEL BUREAU

Abdullah Musfir Al Hayyan
KUWAIT UNIVERSITY

Faten Al Naqeeb
ALI & PARTNERS

Fahad Al Zumai
GUST UNIVERSITY

Aiman Alaraj
KEO INTERNATIONAL CONSULTANTS

Abdullah Al-Ayoub
ABDULLAH KH. AL-AYOUB &
ASSOCIATES, MEMBER OF LEX MUNDI

Omar Hamad Yousuf Al-Essa
THE LAW OFFICE OF AL-ESSA &
PARTNERS

Nada F. A. Al-Fahad
GEC DAR GULF ENGINEERS
CONSULTANTS

Mishari M. Al-Ghazali
THE LAW OFFICES OF MISHARI
AL-GHAZALI AND RAWAN MISHARI
AL-GHAZALI

Rawan M. Al-Ghazali
THE LAW OFFICES OF MISHARI
AL-GHAZALI AND RAWAN MISHARI
AL-GHAZALI

Reema Ali
ALI & PARTNERS

Abdullah AlKharafi
INTERNATIONAL COUNSEL BUREAU

Nada Bourahmah
THE LAW OFFICES OF MISHARI
AL-GHAZALI AND RAWAN MISHARI
AL-GHAZALI

Kevin J. Burke
THE LAW OFFICE OF BADER SAUD
AL-BADER & PARTNERS

Fouad Douglas
PRICEWATERHOUSECOOPERS AL-SHATTI
& CO.

Charbel Fadel
ASAR - AL RUWAYEH & PARTNERS

Dany Labaky
THE LAW OFFICE OF AL-ESSA &
PARTNERS

Medhat Mubarak
THE LAW OFFICES OF MISHARI
AL-GHAZALI AND RAWAN MISHARI
AL-GHAZALI

Mai Nakli
THE LAW OFFICE OF BADER SAUD
AL-BADER & PARTNERS

Mohammed Ramadan
AL MARKAZ LAW FIRM

Hanaa Razzouqi
CREDIT INFORMATION NETWORK

Ibrahim Sattout
ASAR - AL RUWAYEH & PARTNERS

Afrah Shabeeb
THE LAW OFFICES OF MISHARI
AL-GHAZALI AND RAWAN MISHARI
AL-GHAZALI

Sherif Shawki Abdel Fattah
PRICEWATERHOUSECOOPERS AL-SHATTI
& CO.

Afrah Shabeeb
THE LAW OFFICES OF MISHARI
AL-GHAZALI AND RAWAN MISHARI
AL-GHAZALI

Prateek Shete
ABDULLAH KH. AL-AYOUB &
ASSOCIATES, MEMBER OF LEX MUNDI

Fatma Waizani
CREDIT INFORMATION NETWORK

KYRGYZ REPUBLIC

Yulia Abdumanapova
BAKER TILLY BISHKEK LLC

Alexander Ahn
KALIKOVA & ASSOCIATES LAW FIRM

Myrzagal Aidaraliev
LORENZ INTERNATIONAL LAW FIRM

Shuhrat Akhmatakhunov
KALIKOVA & ASSOCIATES LAW FIRM

Gulnara Akhmatova
INTERNATIONAL BUSINESS COUNCIL

Nurzhan Albanov

Aizhan T. Albanova

Niyazbek Aldashev
LORENZ INTERNATIONAL LAW FIRM

Daria Bulatova
LORENZ INTERNATIONAL LAW FIRM

Bakytbek Djusupbekov
DEPARTMENT OF CADASTRE AND
REGISTRATION OF RIGHTS ON
IMMOVABLE PROPERTY

Samara Dumanaeva
LORENZ INTERNATIONAL LAW FIRM

Akjoltoi Elebesova
CREDIT INFORMATION BUREAU ISHENIM

Kymbat Ibakova
LORENZ INTERNATIONAL LAW FIRM

Nurbek Ismankulov
M&M TRANSPORT LOGISTIC SERVICES

Merim Kachylnbaeva
KALIKOVA & ASSOCIATES LAW FIRM

Gulnara Kalikova

Bella Kazakbaeva
LAW FIRM LEX

Amanbek Kebekov
DEPARTMENT OF CADASTRE AND
REGISTRATION OF RIGHTS ON
IMMOVABLE PROPERTY

Evgeny Kim
LORENZ INTERNATIONAL LAW FIRM

Galina Kucheryavaya
DEMIR KYRGYZ INTERNATIONAL BANK

Miras Kurmangaliyev
PwC KAZAKHSTAN

Marina Lim
KALIKOVA & ASSOCIATES LAW FIRM

Chinara Moldobaeva

Asel Momoshova
KALIKOVA & ASSOCIATES LAW FIRM

Umtul Murat kyzy
LORENZ INTERNATIONAL LAW FIRM

Almas Nakipov
PwC KAZAKHSTAN

Dmitry No
PARTNER LAW FIRM

Aidar Oruzbaev
LORENZ INTERNATIONAL LAW FIRM

Karlygash Ospankulova

Nurbek Sabirov
KALIKOVA & ASSOCIATES LAW FIRM

Aisanat Safarbek kyzy
GRATA LAW FIRM

Emil Saryazhiev
CREDIT INFORMATION BUREAU ISHENIM

Kanat Seidaliev
GRATA LAW FIRM

Tatyana Shapovalova

Saken Shayakhmetov
PwC KAZAKHSTAN

Darya Shevtsova
PwC KAZAKHSTAN

Mirgul Smanaliev
PARTNER LAW FIRM

Ruslan Sulaimanov
KALIKOVA & ASSOCIATES LAW FIRM

Ulan Tilenbaev
KALIKOVA & ASSOCIATES LAW FIRM

Aktilek Tungatarov
INTERNATIONAL BUSINESS COUNCIL

Daniyar Ubyshev
PARTNER LAW FIRM

Gulnara Uskenbaeva
AUDIT PLUS

Azim Usmanov
COLIBRI LAW FIRM

Malikam Usmanova
PARTNER LAW FIRM

LAO PDR

Gnoykham Aphayalath

Sithong Chanthasouk

Lasonexay Chanthavong
DFDL MEKONG LAW GROUP

Brennan Coleman
DFDL MEKONG LAW GROUP

Aristotle David
VNA LEGAL SOLE CO. LTD.

Sornpheth Douangdy
PRICEWATERHOUSECOOPERS (LAO) LTD.

Duangkamol Ingkapattanakul
DFDL MEKONG LAW GROUP

Phetlamphone Khanopphet
BANK OF LAO PDR

Sisomephieng Khanthilivanh
BANK OF LAO PDR

Intaphanya Khievongphachanh
MINISTRY OF JUSTICE

Anongsack Manilak
PRICEWATERHOUSECOOPERS (LAO) LTD.

Vongphacnahn Onepaseuth
DFDL MEKONG LAW GROUP

Intong Oudom
SENEOUDOM CO., LTD

Khamphaeng Phochanthilath
VNA LEGAL SOLE CO. LTD.

Bounthanong Phonethipasa
SENGVASANG CO. LTD.

Isabelle Robineau
VNA LEGAL SOLE CO. LTD.

Khamsene Sayavong
LAO LAW & CONSULTANCY GROUP

Prachith Sayavong
SOCIETE MIXTE DE TRANSPORT (SMT)

Siri Sayavong
LAO LAW & CONSULTANCY GROUP

Sivath Sengdouangchanh
R&T KHOUN MUANG LAO CO., LTD.

Senesakoune Sihanouvang
DFDL MEKONG LAW GROUP

Phatthana Simmalavong
GAUPA LAO

Phonexay Southiphong
DESIGN GROUP CO LTD.

LATVIA

BALTIC LEGAL

COLLIERS INTERNATIONAL

Ilze Abika
SKUDRA & UDRIS LAW OFFICES

Martins Aljens
RAIDLA LEINS & NORCOUS

Svetlana Beitane
ESTMA LTD.

Marija Berdova
ATTORNEYS-AT-LAW BORENIUS

Eva Berlaus
SORAINEN

Kristine Bumbure
PwC LATVIA

Andis Čonka
LATVIJAS BANKA

Ainis Dabols
LATVIAN ASSOCIATION OF TAX
ADVISERS

Valters Diure
LAWIN, MEMBER OF LEX MUNDI

Edvīns Draba
BUNKUS LAW FIRM

Zane Džule
ATTORNEYS-AT-LAW BORENIUS

Zlata Elksniņa-Zaščirinska
PwC LATVIA

Zanda Frišfelde
SORAINEN

Elina Girne
LAW FIRM GIRNE & PARTNERS

Andris Ignatenko
ESTMA LTD.

Janis Irbe
LATVENERGO AS, SADALES TIKLS

Zinta Jansons
LAWIN, MEMBER OF LEX MUNDI

Andris Jekabsons
LEX TAL

Sandis Jermuts
PUBLIC UTILITIES COMMISSION LATVIA

Irina Kostina
LAWIN, MEMBER OF LEX MUNDI

Dainis Leons
SADALES TIKLS AS

Indriķis Liepa
ATTORNEYS-AT-LAW BORENIUS

Linda Matisane
STATE LABOUR INSPECTORATE

Alexey Melsitov
MTA MARITIME TRANSPORT & AGENCIES

Baiba Orbidane
LAWIN, MEMBER OF LEX MUNDI

Zane Paeglīte
SORAINEN

Kristine Parsonse
ECB SIA - CORRESPONDENT OF RUSSELL BEDFORD INTERNATIONAL

Kristine Patmalniece
RAIDLA LEJINS & NORCOUS

Galina Pitulina
ECB SIA - CORRESPONDENT OF RUSSELL BEDFORD INTERNATIONAL

Jevgenijs Salims
RAIDLA LEJINS & NORCOUS

Māris Simulis
ATTORNEYS-AT-LAW BORENIUS

Mihails Špika
JSC DZINTARS

Sarmis Spilbergs
LAWIN, MEMBER OF LEX MUNDI

Zane Štālberga-Markvarte
MARKVARTE LEXCHANGE LAW OFFICE

Ruta Teresko
AZ SERVICE LTD.

Ziedonis Udris
SKUDRA & UDRIS LAW OFFICES

Baiba Vevere
LATVIJAS BANKA

Daiga Zivtina
LAWIN, MEMBER OF LEX MUNDI

LEBANON

ELECTRICITÉ DU LIBAN

ERNST & YOUNG

Nadim Abboud
LAW OFFICE OF A. ABBOUD & ASSOCIATES

Nada Abdelsater-Abusamra
RAPHAËL & ASSOCIÉS

Wadhi Abou Nasr
PwC LEBANON

Alina Achy
PwC LEBANON

Nadim Arej Saade
BAROUDI & ASSOCIATES

Karen Baroud
PwC LEBANON

Jean Baroudi
BAROUDI & ASSOCIATES

Tarek Baz
HYAM G. MALLAT LAW FIRM

Rami Bou Raad
RAPHAËL & ASSOCIÉS

Nayla Chemaly
MENA CITY LAWYERS

Najib Choucair
CENTRAL BANK OF LEBANON

Sanaa Daakour
MENA CITY LAWYERS

Hadi Diab
SMAYRA LAW OFFICE

Michel Doueihy
BADRI AND SALIM EL MEOUCHI LAW FIRM, MEMBER OF INTERLEGES

Hanadi El Hajj
MENA CITY LAWYERS

Amanda El Madani
MENA CITY LAWYERS

Nada ElSayed
PwC LEBANON

Abdallah Hayek
HAYEK GROUP

Daniel Hayek
HAYEK GROUP

Walid Honein
BADRI AND SALIM EL MEOUCHI LAW FIRM, MEMBER OF INTERLEGES

Fady Jamaledine
MENA CITY LAWYERS

Mohammad Joumaa
PwC LEBANON

Elie Kachouh
ELC TRANSPORT SERVICES SAL

Georges Kadige
KADIGE & KADIGE LAW FIRM

Michel Kadige
KADIGE & KADIGE LAW FIRM

Lea Kai
MENA CITY LAWYERS

Najib Khattar
KHATTAR ASSOCIATES

Lena Maalouf
SMAYRA LAW OFFICE

Jeanette Makhoul
BADRI AND SALIM EL MEOUCHI LAW FIRM, MEMBER OF INTERLEGES

Georges Mallat
HYAM G. MALLAT LAW FIRM

Nabil Mallat
HYAM G. MALLAT LAW FIRM

Mirvat Mostafa
MENA CITY LAWYERS

Andre Nader
NADER LAW OFFICE

Rana Nader
NADER LAW OFFICE

Toufic Nehme
LAW OFFICES OF ALBERT LAHAM

Hala Raphael-Abillama
RAPHAËL & ASSOCIÉS

Mireille Richa
TYAN & ZGHEIB LAW FIRM

Jihan Rizk Khattar
KHATTAR ASSOCIATES

Jihad Rizkallah
BADRI AND SALIM EL MEOUCHI LAW FIRM, MEMBER OF INTERLEGES

Rached Sarkis
CONSULTANT

Antoine Sfeir
BADRI AND SALIM EL MEOUCHI LAW FIRM, MEMBER OF INTERLEGES

Mona Sfeir
HYAM G. MALLAT LAW FIRM

Rami Smayra
SMAYRA LAW OFFICE

George Tannous
BEIRUT INTERNATIONAL MOVERS

Bassel Tohme
MENA CITY LAWYERS

Nady Tyan
TYAN & ZGHEIB LAW FIRM

Rania Yazbeck
TYAN & ZGHEIB LAW FIRM

Georges Zakhour
BADRI AND SALIM EL MEOUCHI LAW FIRM, MEMBER OF INTERLEGES

LESOTHO

ARCHIPLAN STUDIO
HARLEY & MORRIS

Thakane Chimombe
NALEDI CHAMBERS INC.

Manandi Hooхло
HIGH COURT

Sean Johnson
LAND ADMINISTRATION AUTHORITY

Qhalehang Letsika
MEI & MEI ATTORNEYS INC.

Thakane Makume
LESOTHO ELECTRICITY COMPANY (PTY) LTD.

Andrew Marumo
SHEERAN & ASSOCIATES

M.R. Mokhethi
MASERU CITY COUNCIL

Denis Molyneux
WEBBER NEWDIGATE

Phillip Mophethe
PHILLIPS CLEARING & FORWARDING AGENT (PTY) LTD.

Bulane None
ELECTROTECHNO SERVICES

Dudzule Seamatha
SHEERAN & ASSOCIATES

Tiisetso Sello-Mafatle
SELLO-MAFATLE ATTORNEYS

Lindiwe Sephomolo
L. SEPOMOLO CHAMBERS

Marorisang Thekiso
SHEERAN & ASSOCIATES

Phoka Thene

Sechaba Thibeli
TRIANGLE FREIGHT

LIBERIA

AEP CONSULTANTS INC.

Amos P. Andrews
ECOBANK

Gideon Ayi-Owoo
PwC GHANA

Khalil Azar
BEEVER COMPANY

Henry Reed Cooper
COOPER & TOGBAH LAW OFFICE

Frank Musah Dean
DEAN & ASSOCIATES

Fonsia Donzo
CENTRAL BANK OF LIBERIA

Uzoma Ebeku
COOPER & TOGBAH LAW OFFICE

Christine Sonpon Freeman
COOPER & TOGBAH LAW OFFICE

Jerry Gwenconde
LIBERIA ELECTRICITY CORPORATION

Winleta Henriens Reeves
DEAN & ASSOCIATES

Anthony Henry
CUTTINGTON UNIVERSITY GRADUATE SCHOOL

Yahaya Jalingo
ELTRACOL

David A.B. Jallah
THE DAVID A.B. JALLAH LAW FIRM

Cyril Jones
JONES & JONES

Mohamedu F. Jones

Abu Kamara
MINISTRY OF COMMERCE & INDUSTRY

Sophie Kayamba Mutebi
PwC GHANA

Samuel T. K. Kortimai
COOPER & TOGBAH LAW OFFICE

George Kwatia
PwC GHANA

J. Johnny Momoh
SHERMAN & SHERMAN

Barnabas Norris
CENTER FOR NATIONAL DOCUMENTS & RECORDS (NATIONAL ARCHIVES)

Sylvester Rennie
COOPER & TOGBAH LAW OFFICE

Philomena Bloh Sayeh
CENTER FOR NATIONAL DOCUMENTS & RECORDS (NATIONAL ARCHIVES)

Amos Siebo
MINISTRY OF STATE FOR PRESIDENTIAL AFFAIRS

Justin Tengbeh
NATIONAL CUSTOM BROKERS ASSOCIATION OF LIBERIA

Benjamin M. Togbah
COOPER & TOGBAH LAW OFFICE

Nyenati Tuan
TUAN WREH LAW FIRM

Mustapha Wesseh
CENTER FOR NATIONAL DOCUMENTS & RECORDS (NATIONAL ARCHIVES)

Darcy White
PwC GHANA

Phillip Williams
MINISTRY OF LABOUR & SOCIAL SECURITY

Melvin Yates
COMPASS INC., CLEARING AND FORWARDING

LIBYA

Names of contributors for Libya are not being disclosed. The contributors section of the *Doing Business* website lists the number of Libya experts by topic.

LITHUANIA

BANK OF LITHUANIA

ERNST & YOUNG

Lina Aleknaite - Van der Molen
EVERSHEDS SALADZIUS

Loreta Andziulyte
PROVENTUSLAW LT UAB

Pavel Balbatunov
PETRAS BALTUSEVICIUS
DSV TRANSPORT UAB

Donatas Baranauskas
VILNIAUS MIESTO 14 - ASIS NOTARU BIURAS

Šarūnas Basijokas
GLIMSTEDT

Vilius Bernatonis
TARK GRUNTE SUTKIENE

Renata Beržanskienė
LAW FIRM SORAINEN & PARTNERS
VILNIUS OFFICE

Andrius Bogdanovičius
JSC CREDITINFO LIETUVA

Giedre Cerniauske
LAW FIRM LAWIN, MEMBER OF LEX MUNDI

Giedre Dailidenaitė
LAW OFFICE VARUL AND PARTNERS

Renata Damanskyte
TARK GRUNTE SUTKIENE

Giedre Domkute
AAA BALTIC SERVICE COMPANY - LAW FIRM

Evaldas Dūdonis
LAW FIRM SORAINEN & PARTNERS
VILNIUS OFFICE

Rimante Gentvilaitė
LAW OFFICE VARUL AND PARTNERS

Yvonne Goldammer
BNT HEEMANN KLAUBERK KRAUKLIS APB

Arturas Gutauskas
LAW OFFICE VARUL AND PARTNERS

Frank Heemann
BNT HEEMANN KLAUBERK KRAUKLIS APB

Indrė Jonaitytė-Gricė
LAW FIRM LAWIN, MEMBER OF LEX MUNDI

Ieva Kairyte
PwC LITHUANIA

Inga Karulaityte-Kvainauskiene
PROVENTUSLAW LT UAB

Romualdas Kasperavičius
STATE ENTERPRISE CENTRE OF REGISTERS

Jonas Kiauleikis
ATTORNEYS-AT-LAW BORENIUS

Anatolijus Kisielis
JSC CREDITINFO LIETUVA

Jurgita Kiškūnaitė
LAW FIRM ZABIELA, ZABIELAITE & PARTNERS

Kristina Kriščiūnaitė
PwC LITHUANIA

Ronaldas Kubilius
PwC LITHUANIA

Gediminas Kuncevičius
INTERMODAL CONTAINER SERVICE

Egidijus Kundelis
PwC LITHUANIA

Žilvinas Kvietkus
RAIDLA LEJINS & NORCOUS

Lina Lemenožaitė
LAW FIRM SORAINEN & PARTNERS
VILNIUS OFFICE

Gytis Malinauskas
LAW FIRM SORAINEN & PARTNERS
VILNIUS OFFICE

Linas Margevičius
LEGAL BUREAU OF LINAS MARGEVICIUS

Vilius Martišius
LAW FIRM OF REDA ZABOLIENE

Rūta Matonienė
VILNIUS CITY MUNICIPALITY

Vaidotas Melynavičius
AAA BALTIC SERVICE COMPANY - LAW FIRM

Tomas Mieliauskas
LAW FIRM YVES

Bronislovas Mikūta
STATE ENTERPRISE CENTRE OF REGISTERS

Eugenijus Miliukas
LAW FIRM SORAINEN & PARTNERS
VILNIUS OFFICE

Jurate Misionyte
TARK GRUNTE SUTKIENE

Jurgita Nikita
LAW FIRM SORAINEN & PARTNERS
VILNIUS OFFICE

Žygmantas Pacevičius
ATTORNEYS-AT-LAW BORENIUS

Rytis Paukste
LAW FIRM LAWIN, MEMBER OF LEX MUNDI

Algirdas Pekšys
LAW FIRM SORAINEN & PARTNERS
VILNIUS OFFICE

Mantas Petkevičius
LAW FIRM SORAINEN & PARTNERS
VILNIUS OFFICE

Angelija Petrauskienė
VILNIUS CITY MUNICIPALITY

Aidas Petrosius
STATE ENTERPRISE CENTRE OF REGISTERS

Justina Rakauskaitė
GLIMSTEDT

Lina Ramanauskaitė
Liudas Ramanauskas
*LAW FIRM SORAINEN & PARTNERS
VILNIUS OFFICE*

Marius Rindinas
*LAW FIRM ZABIELA, ZABIELAITE &
PARTNERS*

Laura Ryzgelytė
*LAW FIRM SORAINEN & PARTNERS
VILNIUS OFFICE*

Auste Saliamoraite
*LAW FIRM LAWIN, MEMBER OF LEX
MUNDI*

Andrius Šidlauskas
ATTORNEYS-AT-LAW BORENIUS

Justinas Sileika
*BNT HEEMANN KLAUBERG KRAUKLIS
APB*

Mingailė Šilkūnaitė
GLIMSTEDT

Rimantas Simaitis
RAIDLA LEJINS & NORCOUS

Simonas Skukauskas
ATTORNEYS-AT-LAW BORENIUS

Tomas Soltanovičius
ATTORNEYS-AT-LAW BORENIUS

Alius Stamkauskas
UAB ELMONTA

Jonas Stamkauskas
UAB ELMONTA

Simona Stančiukaitė
*LAW FIRM SORAINEN & PARTNERS
VILNIUS OFFICE*

Marius Stračkaitis
LITHUANIAN NOTARY CHAMBER

Vygantas Vaitkus
*NATIONAL CONTROL COMMISSION FOR
PRICES AND ENERGY*

Vilija Vaitkutė Pavan
*LAW FIRM LAWIN, MEMBER OF LEX
MUNDI*

Darius Zabiela
*LAW FIRM ZABIELA, ZABIELAITE &
PARTNERS*

Agnietė Žukauskaitė
*LAW FIRM SORAINEN & PARTNERS
VILNIUS OFFICE*

Audrius Žybyas
GLIMSTEDT

LUXEMBOURG
ALLEN & OVERY LUXEMBOURG

PwC LUXEMBOURG
THIELEN ET ASSOCIÉS
YUSEN LOGISTICS LUXEMBOURG

Louis Berns
ARENDT & MEDERNACH

Sabrina Bodson
ARENDT & MEDERNACH

Eleonora Broman
LOYENS & LOEFF

Guy Castegnaro
*IUS LABORIS LUXEMBOURG,
CASTEGNARO*

Serguei Chevtchenko
LOYENS & LOEFF

Ariane Claverie
*IUS LABORIS LUXEMBOURG,
CASTEGNARO*

Gérard Eischen
*CHAMBER OF COMMERCE OF THE
GRAND-DUCHY OF LUXEMBOURG*

Alain Grosjean
BONN & SCHMITT

Andreas Heinzmann
BONN & SCHMITT

Vincent Hieff
*CHAMBER OF COMMERCE OF THE
GRAND-DUCHY OF LUXEMBOURG*

Véronique Hoffeld
LOYENS & LOEFF

François Kremer
ARENDT & MEDERNACH

Tom Loesch
STUDY LOESCH

Nathalie Mangen
BONN & SCHMITT

Paul Mousel
ARENDT & MEDERNACH

Stéphanie Musialski
*CHAMBER OF COMMERCE OF THE
GRAND-DUCHY OF LUXEMBOURG*

Judith Rajmakers
LOYENS & LOEFF

Roger Schintgen
PAUL WURTH S.A. SOCIÉTÉ ANONYME

Alex Schmitt
BONN & SCHMITT

Service de l'Urbanisme
POLICE DES BÂTISSES

Alessandro Sorcinelli
LINKLATERS

Frank Thihatmar
RUSSELL BEDFORD INTERNATIONAL

MACEDONIA, FYR
DOM - DIZAIN

IKRP ROKAS & PARTNERS

Igor Aleksandrovski
APOSTOLSKA & ALEKSANDROVSKI

Ljubinka Andonovska
*CENTRAL REGISTRY OF THE REPUBLIC OF
MACEDONIA*

Zoran Andonovski
POLENAK LAW FIRM

Natasha Andreeva
*NATIONAL BANK OF THE REPUBLIC OF
MACEDONIA*

Zlatko Antevski
LAWYERS ANTEVSKI

Emilija Apostolska
APOSTOLSKA & ALEKSANDROVSKI

Rubin Atanasoski
TIMELPROJECT ENGINEERING

Benita Beleshkova
IKRP ROKAS & PARTNERS

Dragan Blažev
TIMELPROJECT ENGINEERING

Vladimir Bocevski
CAKMAKOVA ADVOCATES

Slavica Bogoeva
*MACEDONIAN CREDIT BUREAU AD
SKOPIE*

Jela Boskovic Ognjanoska
IKRP ROKAS & PARTNERS

Ljupco Cubrinovski
ENERGO DIZAIN

Andrej Dameski
PwC MACEDONIA

Dragan Dameski
*DEBARLIEV, DAMESKI & KELESOSKA
ATTORNEYS AT LAW*

Aleksandar Dimić
POLENAK LAW FIRM

Bojan Dimitrovski
POLENAK LAW FIRM

Oliver Mirchevski
EVN MACEDONIA

Elena Dimova
CAKMAKOVA ADVOCATES

Ilina Dimovska
POLENAK LAW FIRM

Nikodinovska Elena
*DEBARLIEV, DAMESKI & KELESOSKA
ATTORNEYS-AT-LAW*

Boro Gadjevski
STUDIO R

Ana Georgievska
DIMA FORWARDERS

Dimche Georgievski
DIMA FORWARDERS

Katarina Ginoska
GEORGI DIMITROV ATTORNEYS

Marijana Gjoreska
*CENTRAL REGISTRY OF THE REPUBLIC OF
MACEDONIA*

Verica Hadzi Vasileva-
Markovska
*AAG - ANALYSIS AND ADVISORY
GROUP*

Werner Hengst
EVN MACEDONIA

Biljana Ickovska
LAW OFFICE NIKOLOVSKI

Aleksandar Ickovski

Jasmina Ilieva Jovanovikj
*DEBARLIEV, DAMESKI & KELESOSKA
ATTORNEYS-AT-LAW*

Dimitar Ivanovski
IKRP ROKAS & PARTNERS

Maja Jakimovska
CAKMAKOVA ADVOCATES

Dragana Jasevic
LAW OFFICE NIKOLOVSKI

Biljana Joanidis
LAW & PATENT OFFICE JOANIDIS

Svetlana Jovanoska
MUNICIPALITY OF GAZI BABA - SKOPIE

Aneta Jovanoska Trajanovska
LAWYERS ANTEVSKI

Lenche Karpuzovska
EVN MACEDONIA

Aleksandar Kevc
POLENAK LAW FIRM

Emilija Kelesoska Sholjakovska
*DEBARLIEV, DAMESKI & KELESOSKA
ATTORNEYS-AT-LAW*

Dejan Knezović
LAW OFFICE KNEZOVIC & ASSOCIATES

Zlatko T. Kolevski
KOLEVSKI LAW OFFICE

Vancho Kostadinovski
*CENTRAL REGISTRY OF THE REPUBLIC OF
MACEDONIA*

George Kostov
TP GJORGE KOSTOV - SKOPIE

Aleksandar Krsteski
CAKMAKOVA ADVOCATES

Ivana Lekic
PwC MACEDONIA

Natasa Ljubeckij Angjelic
MACEDONIAN CONSULTING GROUP

Katerina Makreska
LAW FIRM TRPENOSKI

Miroslav Marchev
PwC MACEDONIA

Antonije Marinovski
OHRIDSKA BANKA SG

Elena Miceva
*DEBARLIEV, DAMESKI & KELESOSKA
ATTORNEYS-AT-LAW*

Oliver Mirchevski
EVN MACEDONIA

Irena Mitkovska
LAWYERS ANTEVSKI

Jovana Mitrovaska
LAW FIRM TRPENOSKI

Biljana Mladenovska Dimitrova
LAWYERS ANTEVSKI

Martin Monevski
MONEVSKI LAW FIRM

Valerijan Monevski
MONEVSKI LAW FIRM

Elena Muceva
*NATIONAL BANK OF THE REPUBLIC OF
MACEDONIA*

Vladimir Naumovski
*CENTRAL REGISTRY OF THE REPUBLIC OF
MACEDONIA*

Svetlana Neceva
LAW OFFICE PEPELIUGOSKI

Ilija Nedelkoski
CAKMAKOVA ADVOCATES

Elena Nikodinovska
DDK ATTORNEYS AT LAW

Marina Nikoloska
CAKMAKOVA ADVOCATES

Marija Nikolova
LAW OFFICE KNEZOVIC & ASSOCIATES

Vesna Nikolovska
LAW OFFICE NIKOLOVSKI

Goran Nikolovski
LAW OFFICE NIKOLOVSKI

Martin Odzaklieski
*MINISTRY OF TRANSPORT AND
COMMUNICATIONS*

Vasil Pavloski
MINISTRY OF ECONOMY

Kristijan Polenak
POLENAK LAW FIRM

Nenad Radjenovic
STUDIO R

Radovan Radjenovic
STUDIO R

Jasmina Rafajlovska
RAFALOVSKI KONSALTING D.O.O.

Goran Rafajlovski
RAFALOVSKI KONSALTING D.O.O.

Viktor Ristovski
CAKMAKOVA ADVOCATES

Ljubica Ruben
MENS LEGIS LAW FIRM

Lidija Sarafimova Danevska
*NATIONAL BANK OF THE REPUBLIC OF
MACEDONIA*

Milica Shutova
CAKMAKOVA ADVOCATES

Silvana Simic
TUTUNSKA BANKA

Alexander Sipek
EVN MACEDONIA

Tatjana Siskovska
POLENAK LAW FIRM

Vasko Sotkaroski
POLENAK LAW FIRM

Dime Spasov
AGENCY FOR REAL ESTATE CADASTRE

Biljana Stepanuleska
TUTUNSKA BANKA

Ivan Stojanov
RAFALOVSKI KONSALTING D.O.O.

Blagoj Stojovski
EVN MACEDONIA

Suzana Stojkoska
CAKMAKOVA ADVOCATES

Dragica Tasevska
*NATIONAL BANK OF THE REPUBLIC OF
MACEDONIA*

Dragan Trajkovski
ELITEK

Toni Trajkovski
MUNICIPALITY OF GAZI BABA - SKOPIE

Stefan Trost
EVN MACEDONIA

Natasha Trpenoska Trenchevska
LAW FIRM TRPENOSKI

Slavce Trspski
AGENCY FOR REAL ESTATE CADASTRE

Vladimir Vasilevski
BETASPED D.O.O.

Metodija Velkov
POLENAK LAW FIRM

Tome Velkovski
MINISTRY OF ECONOMY

Jane Vojceski
LAW OFFICE NIKOLOVSKI

Marija Zekmanovska
RAFALOVSKI KONSALTING D.O.O.

MADAGASCAR
BANQUE CENTRALE DE MADAGASCAR

CABINET JOHN W. FFOOKS & CO.

Serge Andretseheno
CABINET AS ARCHITECTE

Eric Robson Andriamihaja
*ECONOMIC DEVELOPMENT BOARD OF
MADAGASCAR*

Tsiray Andriamisamanana
MADAGASCAR CONSEIL INTERNATIONAL

Andriamanalina Andrianjaka
OFFICE NOTARIAL DE TAMATAVE

Yves Duchateau
SDV LOGISTICS

Raphaël Jakoba
MADAGASCAR CONSEIL INTERNATIONAL

Hanna Keyserlingk
CABINET HK JURIFISC

Ravelojoana Marie Albert
JIRO SY RANO MALAGASY (JIRAMA)

Pascaline R. Rasamoelarisoa
DELTA AUDIT DELOITTE

Sahondra Rabenarivo
MADAGASCAR LAW OFFICES

Pierrette Rajaonarisoa
SDV LOGISTICS

Serge Lucien Rajoelina
JIRO SY RANO MALAGASY (JIRAMA)

Heritiana Rakotosalama
LEGISLINK CONSULTING

Mamisoa Rakotosalama
LEGISLINK CONSULTING

Lanto Tiana Ralison
PwC MADAGASCAR

Gérard Ramarijaona
PRIME LEX

Roland Ramarijaona
DELTA AUDIT DELOITTE

Laingo Ramarimbahoaka
MADAGASCAR CONSEIL INTERNATIONAL

Heritiana Rambeloson
JIRO SY RANO MALAGASY (JIRAMA)

Tsiray Ramidanarivelo
GROWWIN' MADAGASCAR

William Randrianarivelo
PwC MADAGASCAR

Sahondra Rasoarisoa
DELTA AUDIT DELOITTE

Michael Ratrimo
*MADAGASCAR INTERNATIONAL
CONTAINER TERMINAL SERVICES LTD.*

Mahery Ratsimandresy
PRIME LEX

Théodore Raveloarison
JARY - BUREAU D'ÉTUDES
ARCHITECTURE INGÉNIERIE

Andriamisa Ravelomanana
PwC MADAGASCAR

Jean Marcel Razafimahenina
DELTA AUDIT DELOITTE

Louis Sagot
CABINET D'AVOCAT LOUIS SAGOT

Ida Soamiliarimana
MADAGASCAR CONSEIL INTERNATIONAL

MALAWI

MALAWI REVENUE AUTHORITY

MANICA AFRICA PTY. LTD.

Dino Amritlal Raval
WILSON & MORGAN

William Chagona
PwC MALAWI

Richard Chakana

Vincent Chikaonda
SAVIANI & CO.

Brian Chikho
CITY BUILDING CONTRACTORS

Alan Chinula
WILLIAM FAULKNER

Gautoni D. Kainja
KAINJA & DZONZI

Frank Edgar Kapanda
HIGH COURT OF MALAWI

Enoch Kasambara
KAS FREIGHT LIMITED

Shabir Latif
SACRANIE, GOW & CO.

Alfred Majamanda
MBENDERA & NKHONO ASSOCIATES

Joseph Malingamoyo
QUANT CONSULT ASSOCIATES

James Masumbu
TEMBENU, MASUMBU & CO.

Raphael Mhone
RACANE ASSOCIATES

Vyamala Aggriell Moyo
PwC MALAWI

Arthur Alick Msowoya
WILSON & MORGAN

Hutch Mthinda
STRUCTURAL CONSULTANCY SERVICES
LTD.

Charles Mvula
DUMA ELECTRICS - CONTROL
SYSTEMS AND ENERGY MANAGEMENT

Nanariwa Nanguwo
BLANTYRE CITY COUNCIL

Remmie Ng'omba
WILSON & MORGAN

Grant Nyirongo
ELEMACH DESIGNS

Krishna Savjani
SAVIANI & CO.

Duncan Singano
SAVIANI & CO.

MALAYSIA

BANK NEGARA MALAYSIA

ERNST & YOUNG

INTEGRATED LOGISTICS SOLUTIONS
SDN BHD

PORT KLANG AUTHORITIES

Shamsuddin Ab Rahman
ESB MTO INTEGRATED SDN BHD

Halimi Abd Manaf
MINISTRY OF HOUSING AND LOCAL
GOVERNMENT

Nor Azimah Abdul Aziz
COMPANIES COMMISSION OF MALAYSIA

Mohammad Rohaimy Abdul
Rahim
MINISTRY OF INTERNATIONAL TRADE
AND INDUSTRY

Sonia Abraham
AZMAN, DAVIDSON & CO.

Wilfred Abraham
ZUL RAFIQUE & PARTNERS, ADVOCATE
& SOLICITORS

Anita Balakrishnan
SHEARN DELAMORE & CO.

Shamsuddin Bardan
MALAYSIAN EMPLOYERS FEDERATION

Lizawati Basri
MALAYSIA DEPARTMENT OF INSOLVENCY

Datuk Arpah Binti Abdul Razak
MINISTRY OF HOUSING AND LOCAL
GOVERNMENT

Hong Yun Chang
TAY & PARTNERS

Tze Keong Chung
CTOS DATA SYSTEMS SDN BHD

Walter Culas
AIR FREIGHT FORWARDERS ASSOCIATION
OF MALAYSIA (AFAM)

Mohd Naim Daruwish
COMPANIES COMMISSION OF MALAYSIA

Nadesh Ganabaskaran
ZUL RAFIQUE & PARTNERS, ADVOCATE
& SOLICITORS

Tiew Hai San
MINISTRY OF FEDERAL TERRITORIES AND
URBAN WELLBEING

Ramli Hazra Izadi
LKMD ARCHITECTURE

Hung Hoong
SHEARN DELAMORE & CO.

Mohamed Zanyuin Ismail
COMPANIES COMMISSION OF MALAYSIA

Rohani Ismail
SELANGOR MEDIATION CENTRE

Norhaiza Jemon
COMPANIES COMMISSION OF MALAYSIA

Kumar Kanagasingam
LEE HISHAMMUDDIN ALLEN & GELDILL

Kesavan Karupiah
MINISTRY OF HUMAN RESOURCES

Azemi Kasim
DEPARTMENT OF DIRECTOR GENERAL OF
LAND & MINES

Mohd. Fauzi Abdul Kayum
EDARAN IT SERVICES SDN BHD

LOH Kok Leong
RUSSELL BEDFORD LC & COMPANY
- MEMBER OF RUSSELL BEDFORD
INTERNATIONAL

Jeremy Koo
WESTPORTS MALAYSIA SDN BHD

Suresh Kumar
NORTH PORT (MALAYSIA) BHD.

Christopher Lee
CHRISTOPHER LEE & CO.

Koon Huan Lim
SKRINE, MEMBER OF LEX MUNDI

San Peen Lim
PwC MALAYSIA

Ir. Bashir Ahamed Maideen
NADI CONSULT ERA SDN BHD

Alias Marjoh
KUALA LUMPUR CITY HALL

Zuhaidi Mohd Shahari
AZIMI & ASSOCIATES

Chew Yin Mok
BDO

Marina Nathan
COMPANIES COMMISSION OF MALAYSIA

Oy Moon Ng
CTOS DATA SYSTEMS SDN BHD

Swee Kee Ng
SHEARN DELAMORE & CO.

Allison Ong
AZMAN, DAVIDSON & CO.

Hock An Ong
KPMG

Aminah BT Abd. Rahman
MINISTRY OF HOUSING AND LOCAL
GOVERNMENT

Nirmala Ramadass
COMPANIES COMMISSION OF MALAYSIA

Himahlini Ramalingam
LEE HISHAMMUDDIN ALLEN & GELDILL

Sakaya Johns Rani
PwC MALAYSIA

Sugumar Saminathan
MALAYSIA PRODUCTIVITY CORPORATION

Shaleni Sangaran
SKRINE, MEMBER OF LEX MUNDI

Tan Lai Seng
MINISTRY OF HOUSING AND LOCAL
GOVERNMENT

Andy Seo

Fiona Sequerah
CHRISTOPHER LEE & CO.

Su Sieng Mee
TOP GLOVE SDN. BHD.

Chan Kum Siew
MALAYSIA PRODUCTIVITY CORPORATION

Hadiman Bin Simin
MINISTRY OF HOUSING AND LOCAL
GOVERNMENT

Jagdev Singh
PwC MALAYSIA

Rishwant Singh
ZUL RAFIQUE & PARTNERS, ADVOCATE
& SOLICITORS

David Soong
RASLAN - LOONG

Adeline Thor Sue Lyn
RUSSELL BEDFORD LC & COMPANY
- MEMBER OF RUSSELL BEDFORD
INTERNATIONAL

Nor Fajariah Sulaiman
KUALA LUMPUR CITY HALL

Kenneth Tiong
THE ASSOCIATED CHINESE CHAMBERS
OF COMMERCE AND INDUSTRY OF
MALAYSIA (ACCCIM)

Sugumaran Vairavappillai
TENAGA NASIONAL BERHAD

Heng Choon Wan
PwC MALAYSIA

Chee Lin Wong
SKRINE, MEMBER OF LEX MUNDI

Clifford Eng Hong Yap
PwC MALAYSIA

Muhammad Azizul Bin Zahidin
WESTPORTS MALAYSIA SDN BHD

Norina Zainol Abidin
MALAYSIA DEPARTMENT OF INSOLVENCY

MALDIVES

AIMA CONSTRUCTION COMPANY
PVT LTD.

ERNST & YOUNG

Mohamed Shahdy Anwar
SUOOD ANWAR & CO - ATTORNEYS-
AT-LAW

Jatindra Bhatray
PwC MALDIVES

Asma Chan-Rahim
SHAH, HUSSAIN & CO. BARRISTERS &
ATTORNEYS

Aishath Haifa
SHAH, HUSSAIN & CO. BARRISTERS &
ATTORNEYS

Mohamed Hameed
ANTRAC PVT. LTD.

Dheena Hussain
SHAH, HUSSAIN & CO. BARRISTERS &
ATTORNEYS

Abdul Rasheed Ibrahim
CUSTOMS SERVICE

Laila Manik
ATTORNEY

Prasanta Misra
PwC MALDIVES

Ahmed Murad
MAZLAN & MURAD LAW ASSOCIATES

Ibrahim Muthalib
ASSOCIATION OF CONSTRUCTION
INDUSTRY

Ismail Nashid
MALDIVES CUSTOMS SERVICE

Hussein Nazeer
OTILUM GROUP

Shuaib M. Shah
SHAH, HUSSAIN & CO. BARRISTERS &
ATTORNEYS

Mizna Shareef
SHAH, HUSSAIN & CO. BARRISTERS &
ATTORNEYS

Fathimath Sodhaf
MALDIVES CUSTOMS SERVICE

MALI

CABINET JOHN W. FFOOKS & CO.

CABINET JURI-PARTNER

ETUDE DE MAÎTRE AHMADOU TOURE

Symphorien Agbessadj
BCEAO

Ahmadou Al Aminou Lo
BCEAO

Maître Abdourhamane B. Maiga
CABINET D'AVOCATS SEYDOU IBRAHIM
MAIGA

Oumar Bane
JURIFIS CONSULT

Nadia Bieuole-Camara
O&B CONSULTING

Amadou Camara
SCP CAMARA TRAORÉ

Céline Camara Sib
ETUDE ME CELINE CAMARA SIB

Mahamane I. Cisse
CABINET LEXIS CONSEILS

Boubacar Coulibaly
MATRANS

Elvis Danon
PwC CÔTE D'IVOIRE

Sekou Dembele
ETUDE MAÎTRE SEKOU DEMBELE

Abou Diallo
API MALI

Djibril Guindo
JURIFIS CONSULT

Mansour Haidara
API MALI

Gaoussou Haidara
ETUDE GAOUSSOU HAIDARA

Seydou Ibrahim Maiga
CABINET D'AVOCATS SEYDOU IBRAHIM
MAIGA

Awa Kane
MATRANS

Gaoussou A. G. Konaté
CABINET D'ARCHITECTURE - ETUDES
TECHNIQUES

Abdoul Karim Kone
CABINET BERTH - KONE - AVOCATS
ASSOCIÉS

Bamary Kone
ANTRAC PVT. LTD.

Jean-Guy Kouvahe
DAMCO

Amadou Maiga
MAIRIE DE LA COMMUNE, DIRECTION
NATIONALE DE L'URBANISME

Adeline Messou
PwC CÔTE D'IVOIRE

Bérenger Y. Meuke
JURIFIS CONSULT

Alassane T. Sangaré
NOTARY

Djibril Semega
CABINET SEAG CONSEIL

Dominique Taty
PwC CÔTE D'IVOIRE

Lasseni Touré
ETUDE GAOUSSOU HAIDARA

Antoine Traore
BCEAO

Alassane Traoré
ICON SARL

Fousséni Traoré
PwC CÔTE D'IVOIRE

Emmanuel Yehouessi
BCEAO

MALTA

MALTA FINANCIAL SERVICES AUTHORITY
(MFSFA)

Christabelle Agius
CSB ADVOCATES

Matthew Attard
GANADO ADVOCATES

Richard Bernard
CSB ADVOCATES

Leonard Bonello
GANADO ADVOCATES

Paul Bonello
MINISTRY OF FINANCE DEPARTMENT
OF CUSTOMS

Kris Borg
DR KRIS BORG & ASSOCIATES -
ADVOCATES

Mario Raymond Borg
INLAND REVENUE DEPARTMENT

Nicolai Borg Sant
PwC MALTA

Mario Brincat
MINISTRY OF FINANCE DEPARTMENT
OF CUSTOMS

Ann M. Bugeja
CSB ADVOCATES

Johann Buttigieg
MALTA ENVIRONMENT & PLANNING
AUTHORITY (MEPA)

Jeanelle Cachia
SCERRI & BONELLO ADVOCATES

Simon Camilleri
CREDITINFO

Perit Vincent Cassar
MALTA ENVIRONMENT & PLANNING
AUTHORITY (MEPA)

Fazleena Fakir
MALDIVES MONETARY AUTHORITY

David Felice
ARCHITECTURE PROJECT

Stephen Ferrito
MALTA ENVIRONMENT & PLANNING
AUTHORITY (MEPA)

Neville Gatt
PwC MALTA

Christabelle Gauci
CSB ADVOCATES

Keith German
LAND REGISTRY

Joseph Ghio
FENECH & FENECH ADVOCATES

Steve Gingell
PwC MALTA

Karl Grech Orr
GANADO ADVOCATES

Peter Grima
ENEMALTA CORPORATION

Kurt Hyzler
CSB ADVOCATES

Kevin Loughborough
COBRA INSTALLATIONS

Doran Magri Demajo
CSB ADVOCATES

Nicola Mallia
FENECH & FENECH ADVOCATES

Allan Micallef
ENEMALTA CORPORATION

Henri Mizzi
CAMILLERI PREZIOSI

John Paris
CREDITINFO

Joseph Scicluna
SCICLUNA & ASSOCIATES

Noel Vella
DEPARTMENT OF INDUSTRIAL AND
EMPLOYMENT RELATIONS

Simone Vella Lenicker
ARCHITECTURE PROJECT

Mark Wirth
PwC MALTA

Quentin Zahra
EUROFREIGHT

Andrew J. Zammit
CSB ADVOCATES

MARSHALL ISLANDS

MARSHALL ISLANDS REGISTRY
MARSHALLS ENERGY COMPANY

Kenneth Barden
ATTORNEY-AT-LAW

Wilfredo Candilas
TOBOLAR COPRA PROCESSING
AUTHORITY

Tatyana E. Cerullo
MARSHALL ISLANDS LAWYERS

Raquel De Leon
MARSHALL ISLANDS SOCIAL SECURITY
ADMINISTRATION

Donna Lacuesta
ROBERT REIMERS ENTERPRISES, INC.

Philip A. Okney
LAW OFFICE OF PHILIP A. OKNEY

Steve Philip
CHAMBER OF COMMERCE

Michael Slinger
CHAMBER OF COMMERCE

Scott H. Stege
LAW OFFICES OF SCOTT STEGE

David M. Strauss
CHAMBER OF COMMERCE

Itibo Tofinga
MARSHALL ISLANDS TAX AUTHORITY

Anthony Tomlinson
BECA INTERNATIONAL CONSULTANTS
LTD.

Bori Ysawa
MAJURO MARINE

MAURITANIA

Sid'Ahmed Abeidna
SOGECO MAURITANIA

Esteit Mohamedou Amane
ÉTUDES RECHERCHES ET MAINTENANCE

Moussa Aw
BSD & ASSOCIÉS

Tidiane Bal
BSD & ASSOCIÉS

Mohamed Cheikh Abdallah
AFACOR - AUDIT FINANCE
ASSISTANCE COMPTABLE ORGANISATION
SARL

Hamoud Ismail
SMPN

Cheikany Jules
CHEIKHANY JULES LAW OFFICE

Mohamed Lemine Salem Ould
Béchir
EXACO

Abdou M'Bodj
COMMUNAUTÉ URBAINE DE
NOUAKCHOTT

Wedou Mohamed
MAURIHANDLING

Mine Ould Abdoullah
CABINET D'AVOCAT OULD ABDULLAH

Ahmed Salem Ould
Bouhoubeyni
CABINET BOUHOUBEYNI

Abdellahi Ould Charrouk
ATELIER ARCHITECTURE ET DESIGN

Brahim Ould Ebety
LAWYER

Abdallahi Ould Gah
ÉTUDE GAH

Ahmed Ould Radhi
BANQUE CENTRALE DE MAURITANIE

Abdel Fattah Ould Sidi
Mohamed
SOCIÉTÉ MAURITANIENNE D'ÉLECTRICITÉ
(SOMELEC)

Aliou Sall
ASSURIM CONSULTING

Aicha Coura Samake
BSD & ASSOCIÉS

Aissetou Sy
BSD & ASSOCIÉS

MAURITIUS

Kursline Bégué
CEB

Mohamed Iqbal Belath
BANK OF MAURITIUS

Rishi Bhoyroo
GEROUDISGLOVER GHURBURRUN

Latasha Bissessur Jugroo
BANYMANDHUB BOOLELL CHAMBERS

Vanessa Babooa Bissonauth
DE COMARMOND & KOENIG

Jean-François Boisvenu
BLC CHAMBERS

Urmila Boolell
BANYMANDHUB BOOLELL CHAMBERS

Jagwantsing Chetlall
GAMMA

Jaimie Chiniah
BANYMANDHUB BOOLELL CHAMBERS

D.P. Chinien
REGISTRAR OF COMPANIES AND
BUSINESSES, OFFICE OF THE REGISTRAR
OF COMPANIES

Sandy Chuong
GEROUDISGLOVER GHURBURRUN

Roland Constantin
ÉTUDE CONSTANTIN

Zulfi J. Currimjee
ZAC ASSOCIATES LTD.

Marc Daruty de Grandpre
DARUTY DE GRANDPRE & PARTNERS
(ARCHITECTS) LTD

Martine de Fleuriot de la
Colinière
DE COMARMOND & KOENIG

Catherine de Rosnay
LEGIS & PARTNERS

Sufyaan Dosemahamed
PwC MAURITIUS

Shalinee Dreeppaul-Halkhoree
JURISTAX LTD.

Sapna Dwarka
BANYMANDHUB BOOLELL CHAMBERS

Yannick Fok
GEROUDISGLOVER GHURBURRUN

Poonam Geemul
BANYMANDHUB BOOLELL CHAMBERS

Gavin Glover
GEROUDISGLOVER GHURBURRUN

J. Gilbert Gnany
THE MAURITIUS COMMERCIAL BANK
LIMITED

Darmalingum Goorriah
ÉTUDE ME DARMALINGUM GOORRIAH

Arvin Halkhoree
NS MANAGEMENT LTD.

Marc Hein
JURISTAX LTD.

Feroz Hematally
PwC MAURITIUS

Elodie Hermelin
LEGIS & PARTNERS

Reshma Hurdav
KROSS BORDER TRUST SERVICES
LTD. - MEMBER OF RUSSELL BEDFORD
INTERNATIONAL

Nitish Hurnaum
GEROUDISGLOVER GHURBURRUN

Poornima Kisto
PwC MAURITIUS

Thierry Koenig
DE COMARMOND & KOENIG

Anthony Leung Shing
PwC MAURITIUS

Jayram Luximon
CEB

Sindhia M.Potayya
DE COMARMOND & KOENIG

Ally Meeajun
GEROUDISGLOVER GHURBURRUN

Malcolm Moller
APPLEBY

Ramdas Mootanah
ARCHITECTURE & DESIGN LTD.

Loganayagan Munian
ARTISCO INTERNATIONAL

Mushtaq Namdarkhan
BLC CHAMBERS

Siv Potayya
WORTELS LEXUS

Dheerend Puhooloo
PwC MAURITIUS

Iqbal Rajahbalee
BLC CHAMBERS

Vivekanand Ramburun
MAURITIUS REVENUE AUTHORITY

André Robert
ATTORNEY-AT-LAW

Geetanjali Seewoosurrin
CEB

Gilbert Seeyave
DCDM FINANCIAL SERVICES LTD.

Sentokee
CITY COUNCIL OF PORT LOUIS

Devianttee Sobarun
MINISTRY OF FINANCE & ECONOMIC
DEVELOPMENT

Oudesh Suddul
KROSS BORDER TRUST SERVICES
LTD. - MEMBER OF RUSSELL BEDFORD
INTERNATIONAL

Avinash Teeluck
LEGIS & PARTNERS

Parikshat Teeluck
DAMCO LOGISTICS (MAURITIUS)

Vikash Thakoor
BANK OF MAURITIUS

Shiam Kristh Thanoo
CEB

Natasha Towokul-Jiagoo
JURISTAX LTD.

Muhammad R.C. Uteem
UTEEM CHAMBERS

MEXICO

Gustavo I. Alarcón Caballero
BAKER & MCKENZIE

Jaime Alejandro Gutiérrez Vidal
INSTITUTO FEDERAL DE ESPECIALISTAS DE
CONCURSOS MERCANTILES

Juan Antonio Araujo Garrido
GONZALEZ CALVILLO, S.C.

Carlos Cano
PwC MEXICO

Pedro Carreon
PwC MEXICO

María Casas López
BAKER & MCKENZIE

Ana Casasús Trejo Lerdo
RITCH MUELLER, S.C.

Hermilo Ceja
COMISIÓN FEDERAL DE ELECTRICIDAD

Carlos Chávez
GALICIA ABOGADOS, S.C.

Ernesto Chávez
INTERCONTINENTAL NETWORK SERVICES

Rodrigo Conesa
RITCH MUELLER, S.C.

Jose Covarrubias-Azuela
SOLORZANO, CARVAJAL, GONZALEZ Y
PEREZ-CORREA, S.C.

Julio César Cristiani
MIRANDA & ESTAVILLO, S.C.

Miguel de la Fuente
NADER, HAYALUX & GOEBEL

Fernando De la Garza
BRYAN, GONZÁLEZ BAZ

Oscar de La Vega
LITTLER DE LA VEGA Y CONDE, S.C.

Jorge de Presno
BASHAM, RINGE Y CORREA, MEMBER OF
IUS LABORIS

Tracy Delgadillo Miranda
J.A. TREVIÑO ABOGADOS S.A. DE C.V.

Carlos Diaz de Leon Sanchez
GONZALEZ CALVILLO, S.C.

Carlos Ramon Diaz Sordo
LOPEZ VELARDE, HEFTYE Y SORIA, S.C.

Carlos Diez Garcia
GONZALEZ CALVILLO, S.C.

Dolores Enriquez
PwC MEXICO

Guillermo Escamilla
NOTARY PUBLIC 243 MEXICO CITY

Luis Esparza
GONZALEZ CALVILLO, S.C.

Miguel Espitia
BUFETE INTERNACIONAL

Samira Esquiliano
CREEL, GARCÍA-CUÉLLAR, AIZA Y
ENRIQUEZ, S.C.

Lucía Fernández
GONZALEZ CALVILLO, S.C.

Julio Flores Luna
GOODRICH, RIQUELME Y ASOCIADOS

Manuel Galicia
GALICIA ABOGADOS, S.C.

Mauricio Gamboa
TRANSUNION DE MEXICO SA SIC

Mauricio Garza Bulnes
J.A. TREVIÑO ABOGADOS S.A. DE C.V.

Hans Goebel
NADER, HAYALUX & GOEBEL

Ismael Gonzalez
PwC MEXICO

Patricia Gonzalez
PwC MEXICO

Eugenia González
GOODRICH, RIQUELME Y ASOCIADOS

Luis Enrique Graham
CHADBOURNE & PARKE LLP

Mario Alberto Gutiérrez
PwC MEXICO

Yves Hayaux-du-Tilly
NADER, HAYALUX & GOEBEL

Roberto Hernandez Garcia
COMAD, S.C.

Angélica Huacuja
CHADBOURNE & PARKE LLP

Mauricio Hurtado
PwC MEXICO

María Concepción Isoard Viesca
RITCH MUELLER, S.C.

Jorge Jimenez
LOPEZ VELARDE, HEFTYE Y SORIA, S.C.

Jorge Jiménez
RUSSELL BEDFORD MEXICO - MEMBER
OF RUSSELL BEDFORD INTERNATIONAL

Josue Lee
INAKI ECHEVERRIA ARQUITECTOS

Diego López Vargas
PwC MEXICO

Fabián López Xochipa
COMAD, S.C.

Julio Luna Castillo
COLEGIO DE INGENIEROS MECÁNICOS Y
ELECTRICISTAS (CIME)

Jorge Madrid
MAQUEO ABOGADOS, S.C.

Daniel Maldonado
SÁNCHEZ DEVANNY ESEVERRI, S.C.

Gabriel Manrique
RUSSELL BEDFORD MEXICO - MEMBER
OF RUSSELL BEDFORD INTERNATIONAL

Lucía Manzo
GALICIA ABOGADOS, S.C.

Esteban Maqueo Barnetche
MAQUEO ABOGADOS, S.C.

José Antonio Marquez González
NOTARY PUBLIC 2

Edgar Francisco Martínez
Herrasti
GOODRICH, RIQUELME Y ASOCIADOS

Debby McKey Duran
SÁNCHEZ DEVANNY ESEVERRI, S.C.

Carla E. Mendoza Pérez
BAKER & MCKENZIE

Carlos E. Montemayor
PWC MEXICO

Mario Morales
COMISION FEDERAL DE ELECTRICIDAD

Oscar Moreno Silva
GONZALEZ CALVILLO, S.C.

Jaime Israel Moreno Treviño
SANCHEZ DEVANNY ESEVERRI, S.C.

Enrique Muñoz
GONZALEZ CALVILLO, S.C.

Juan Nájera
NDA

María Isabel Nuñez Vargas
GONZALEZ CALVILLO, S.C.

Juan Manuel Ochoa
RIVADENEYRA, TREVINO & DE CAMPO, S. C.

Juan Manuel Ortiz
PWC MEXICO

Arturo Perdomo
GALICIA ABOGADOS, S.C.

Gerardo Perez Monter
COLEGIO DE INGENIEROS MECANICOS Y ELECTRICISTAS (CIME)

Pablo Perezalonso Eguía
RITCH MUELLER, S.C.

Fernando Perez-Correa
SOLARZANO, CARVAJAL, GONZALEZ Y PEREZ-CORREA, S.C.

Guillermo Piecarchic
PMC & ASOCIADOS

José Piecarchic Cohen
PMC & ASOCIADOS

Gizeh Polo Ballinas
CREEL, GARCIA-CUÉLLAR, AIZA Y ENRIQUEZ, S.C.

Jose Antonio Postigo-Uribe
SANCHEZ DEVANNY ESEVERRI, S.C.

Alvaro Quintana
ALVARO QUINTANA SC

Brindisi Reyes Delgado
RITCH MUELLER, S.C.

Eduardo Reyes Díaz-Leal
BUFETE INTERNACIONAL

Claudia Ríos
PWC MEXICO

Fernando Rivadeneyra
RIVADENEYRA, TREVINO & DE CAMPO, S. C.

Cecilia Rojas
GALICIA ABOGADOS, S.C.

Ivonne M. Rojas Rangel
PMC & ASOCIADOS

Raúl Sahagun
BUFETE INTERNACIONAL

Jorge Sanchez
GOODRICH, RIQUELME Y ASOCIADOS

Rodrigo Sanchez Mejorada
SANCHEZ-MEJORADA, VELASCO Y RIBÉ

Cristina Sanchez Vebber
SANCHEZ DEVANNY ESEVERRI, S.C.

Cristina Sánchez-Urtiz
MIRANDA & ESTAVILLO, S.C.

Alonso Sandoval
GOODRICH, RIQUELME Y ASOCIADOS

Francisco Santoyo
COMISION FEDERAL DE ELECTRICIDAD

Monica Schiaffino Pérez
LITTLER DE LA VEGA Y CONDE, S.C.

Ernesto Silvas
SANCHEZ DEVANNY ESEVERRI, S.C.

Yazbek Taja
RIVADENEYRA, TREVINO & DE CAMPO, S. C.

Juan Francisco Torres Landa Ruffo
BARRERA, SIQUEIROS Y TORRES LANDA, S.C.

Jaime A. Treviño
J.A. TREVINO ABOGADOS

Maribel Trigo Aja
GOODRICH, RIQUELME Y ASOCIADOS

Rafael Vallejo
GONZALEZ CALVILLO, S.C.

Alberto Vázquez
COMISION FEDERAL DE ELECTRICIDAD

Claudio Villavicencio
GALAZ, YAMAZAKI, RUIZ URQUIZA, S.C., MEMBER OF DELOITTE TOUCHE TOHMATSU LIMITED

Judith A. Wilson
BRYAN, GONZALEZ BAZ

David Zavala Herrera
SANCHEZ DEVANNY ESEVERRI, S.C.

MICRONESIA, FED. STS.

FSM DEVELOPMENT BANK

POHNPEI TRANSFER & STORAGE, INC.

Shiro Akinaga
APSCO CONSTRUCTION CO.

Kenneth Barden
ATTORNEY-AT-LAW

Lam Dang
CONGRESS OF THE FSM

Mark Heath
MICRONESIA REGISTRATION ADVISORS, INC.

Albert Johnny
MESENIENG CREDIT UNION

Stevenson A. Joseph
FSM DEVELOPMENT BANK

Charles Lohn
POHNPEI STATE ENVIRONMENTAL PROTECTION AGENCY

Sisananto Loyola
POHNPEI STATE ENVIRONMENTAL PROTECTION AGENCY

Anna H. Mendiola
FSM DEVELOPMENT BANK

Ronald Pangelinan
A&P ENTERPRISES, INC.

Kevin Pelep
OFFICE OF THE REGISTRAR OF CORPORATIONS

Salomon Saimon
MICRONESIAN LEGAL SERVICES CORPORATION

Nora Sigrah
FSM DEVELOPMENT BANK

Salomon Saimon
MICRONESIAN LEGAL SERVICES CORPORATION

Nora Sigrah
FSM DEVELOPMENT BANK

MOLDOVA

Oxana Anre
NATIONAL ENERGY REGULATORY AGENCY OF THE REPUBLIC OF MOLDOVA

Gabrielle Bulgari
VERNON DAVID & ASSOCIATES

Octavian Cazac
TURCAN CAZAC

Vitalie Ciofu
GLADEI & PARTNERS

Anastasia Dereveanchina
PWC MOLDOVA

Viorica Diminet-Bejan
GLADEI & PARTNERS

Sergiu Dumitrasco
PWC MOLDOVA

Iulia Furtuna
TURCAN CAZAC

Ana Galus
TURCAN CAZAC

Roger Gladei
GLADEI & PARTNERS

Silvia Grosu
PWC MOLDOVA

Andrian Guzun
SCHOENHERR

Diana Ichim
TURCAN CAZAC

Vladimir Iurkovski
SCHOENHERR

Roman Ivanov
VERNON DAVID & ASSOCIATES

Valentin Kiba
INSIGMA-LUX

Vasile Lipcan
ORIZONT JSC

Cristina Martin
ACI PARTNERS LAW OFFICE

Elena Mocanu
PUBLIC NOTARY

Alexandru Munteanu
INTREPRINDEREA CU CAPITAL STRAIN PRICEWATERHOUSECOOPERS LEGAL SRL

Oxana Novicov
NATIONAL UNION OF JUDICIAL OFFICERS

Aelita Orhei
GLADEI & PARTNERS

Vladimir Palamarcuiuc
TURCAN CAZAC

Ilona Panurco
INTREPRINDEREA CU CAPITAL STRAIN PRICEWATERHOUSECOOPERS LEGAL SRL

Carolina Parcalab
ACI PARTNERS LAW OFFICE

Vladimir Plehov
MARITIMTRANS

Dimitriu Popescu
INTREPRINDEREA CU CAPITAL STRAIN PRICEWATERHOUSECOOPERS LEGAL SRL

Olga Saveliu
TURCAN CAZAC

Alexander Savva
TURCAN CAZAC

Foca Silviu
BIRIUL DE CREDIT - MOLDOVA

Ionut Simion
PWC ROMANIA

Mariana Stratan
TURCAN CAZAC

Elena Talmazan
SC CONTABIL PRINCIPAL SRL

Alexander Tuceac
TURCAN CAZAC

Tatiana Vasiliu
VERNON DAVID & ASSOCIATES

Corina Voda
GLADEI & PARTNERS

Corina Voda
GLADEI & PARTNERS

Corina Voda
GLADEI & PARTNERS

MONGOLIA

DEVELOPMENT SOLUTIONS NGO

GT'S ADVOCATES LLC

PwC MONGOLIA

Altanzul
MONLOGISTICS WORLDWIDE LLC

Odgerel Amgalan
MONLOGISTICS WORLDWIDE LLC

Telenged Baast
MONLOGISTICS WORLDWIDE LLC

Bayarmaa Badarch
GLOBAL INVESTMENT AND EQUITY ADVISORY PARTNERS LLC

Bolortsogoo Baldandorj
ULAAANBAATAR ELECTRICITY DISTRIBUTION NETWORK COMPANY

Buyantogos Baljinnyam
ANDERSON AND ANDERSON LLP

Turtuvshin Bat-Erdene
ANDERSON AND ANDERSON LLP

Naranchanga Battulga
NOMIN CONSTRUCTION LLC

Sammy Beedan
MAHONEY LIOTTA LLC

Eboné Bishop
MAHONEY LIOTTA LLC

Batzaya Bodikhuu
ANAND & BATZAYA ADVOCATES LAW FIRM

Peter Burnie
PWC KAZAKHSTAN

David C. Buxbaum
ANDERSON AND ANDERSON LLP

Otgonbaatar Chuluun
ANAND & BATZAYA ADVOCATES LAW FIRM

Khatanbat Dashdarjaa
ARLEX CONSULTING SERVICES

Uyanga del Sol
TSETS

Onchinsuren Dendevsambuu
DELOITTE LLP

Emma Enkhriimaa
TUUSHIN COMPANY LTD.

Tulga G.
TULGA PROJECT LLC

Ganzaya Ganbaatar
MOST LEARING LLC

Selenge Gantulga
MAHONEY LIOTTA LLC

Baigalmaa Geleg
WAGNER ASIA EQUIPMENT

Darin Hoffman
MAHONEY LIOTTA LLC

Tuvshin Javkhant
GLOBAL INVESTMENT AND EQUITY ADVISORY PARTNERS LLC

Batbayar Jigmedsuren
UB TRANS LLC

Unurbayar Khurelbaatar
TUUSHIN COMPANY LTD.

Bat-Ulzii Lkhaasuren
MONSAR LLC

Zolbayar Luvsansharav
TSETS

Daniel Mahoney
MAHONEY LIOTTA LLC

Khulangoo Mendsaikhan
ANAND & BATZAYA ADVOCATES LAW FIRM

Enkhtsetseg Nergui
ANAND & BATZAYA ADVOCATES LAW FIRM

Sarantsatsral Ochirpurev
URKH COMPANY

Sara K. Phillips
ANDERSON AND ANDERSON LLP

Jargalan Purev
ARLEX CONSULTING SERVICES

Norovtseren Sanjmyatav
ARLEX CONSULTING SERVICES

Bayarjargal Sodbaatar
ANAND & BATZAYA ADVOCATES LAW FIRM

Nestor Umbac
DELOITTE LLP

Arslaa Urjin
ULAAANBAATAR ELECTRICITY DISTRIBUTION NETWORK COMPANY

D. Zaya
TUUSHIN COMPANY LTD.

Anastasii Zherbakhanoa
ANDERSON AND ANDERSON LLP

Michelle Zorig
ARLEX CONSULTING SERVICES

MONTENEGRO

Anja Abramovic
PRELEVIC LAW FIRM

Aleksandar Adamovic
PACORINI MONTENEGRO

Bojana Bošković
MINISTRY OF FINANCE

Jelena Bovan
ČEBEĆ

Sebek Branislav
MONTINSPEKT D.O.O.

Dragan Ćorac
LAW OFFICE VUJIAČIĆ

Goran Darmanović
ČEBEĆ

Vladimir Dasić
BOJOVIĆ DASIĆ KOJOVIĆ

Stojan Denic
PWC SERBIA

Savo Djurović
ADRIATIC MARINAS D.O.O.

Dragan Draca
PWC SERBIA

Darko Globarević
ZETATRANS

Božidar Gogić
MONTECCO INC D.O.O.

Mile Grujić
NORMAL COMPANY

Milorad Janjević
LAW OFFICE VUJIAČIĆ

Maja Jokanović
MINISTRY OF ECONOMY

Jelena Jovetic
MINISTRY OF FINANCE

Radoš-Lolo Kastratović
ADVOKATSKA KANCELARIJA

Milena Knezevic
CENTRAL BANK OF MONTENEGRO

Darko Konjević
CEED

Ana Krsmanović
MINISTRY OF FINANCE

Krzysztof Lipka
PWC SERBIA

Dragana Ljumovic
BOJOVIĆ DASIĆ KOJOVIĆ

Nikola Martinović
ADVOKATSKA KANCELARIJA

Vesna Milojević
ARCVO

Ivan Nikolic
TOTAL SPED

Goran Nikolić
MINISTRY OF ECONOMY

Enad Pavličić
PAVLIČIĆ LAW OFFICE

Predrag Pavličić
MONTECCO INC D.O.O.

Milorad Peković
FINANCEPLUS

Nikola Perović
PLANTAŽE

Luka Popovic
BOJOVIĆ DASIĆ KOJOVIĆ

Ana Radivojević
PWC SERBIA

Radmila Radojičić
LAW OFFICE VUJIAČIĆ

Ivan Radulović
MINISTRY OF FINANCE

Vesna Radunović
R&P AUDITING

Tijana Saveljic
PRELEVIĆ LAW FIRM

Itana Scekcic
HARRISONS SOLICITORS

Miljan Sestovic
ASSOCIATION OF FREIGHT FORWARDERS

Igor V. Stijović
IGOR STIJOVIĆ LAW OFFICE

Velimir Strugar
EPCG AD NIKŠIĆ

Renata Todorović
LAW OFFICE VUJIAČIĆ

Vladislav Tomic
PICARD KENTZ & ROWE LLP

Saša Vujačić
LAW OFFICE VUJIAČIĆ

Jelena Vujišić
LAW OFFICE VUJIAČIĆ

Lana Vukmirovic-Misic
HARRISONS SOLICITORS

Sandra Zdravkovic
MONTECCO INC D.O.O.

MOROCCO

Sidimohamed Abouchikhi
EXPERIAN

Samir Agoumi
DAR ALKHBIRA

Hanane Ait Addi
BASSAMAT & ASSOCIÉE

Adnane Bahija
DAR ALKHBIRA

Fassi-Fihri Bassamat
BASSAMAT & ASSOCIÉE

Hamid Ben Elfadil
CENTRE REGIONAL D'INVESTISSEMENT

Imane Benchekroun
ÉTUDE DE NOTARIAT MODERNE

Azel-arab Benjelloun
AGENCE D'ARCHITECTURE D'URBANISME
ET DE DECORATION

Mohamed Benkhalid
CAISSE NATIONALE DE SÉCURITÉ
SOCIALE

Karim Benkirane
ESPACE TRANSIT

Mohamed Benkirane
ESPACE TRANSIT

Rachid Boubakry
AUDIT CONCEPT

Es-Said Boujida
ÉTUDE DE NOTAIRE BOUJIDA

Khalid Boumichi
TECNOMAR

Mahat Chraibi
PwC ADVISORY MAROC

Driss Debbagh
KETTANI ASSOCIÉS

Youssef El Falah
ABA RULE OF LAW INITIATIVE-
MOROCCO

Najat El Khayat
NOTAIRE À CASABLANCA

Mohssin El Makoudi
DAR ALKHBIRA

Driss Ettaki
ADMINISTRATION DES DOUANES ET
IMPOTS INDIRECTS

Youssef Fassi Fihri
FYBA LAWYERS

Fatima Zahrae Gouytaya
ÉTUDE DE NOTARIAT MODERNE

Karima Hadrya
CAISSE NATIONALE DE SÉCURITÉ
SOCIALE

Djamila Hamel
OULAMINE LAW GROUP

Nouza Hassani Senoussi
NOTARY

Bahya Ibn Khaldoun
UNIVERSITÉ M.V. SOUISSI RABAT,
MAROC

Ali Kettani
KETTANI ASSOCIÉS

Mehdi Kettani
KETTANI ASSOCIÉS

Nadia Kettani
KETTANI LAW FIRM

Rita Kettani
KETTANI ASSOCIÉS

Nabyl Lakhdar
ADMINISTRATION DES DOUANES ET
IMPOTS INDIRECTS

Béatrice Larrègle
EXPERIAN

Amine Mahfoud
AMINE MAHFOUD NOTAIRE

Anis Mahfoud
ABOUAKIL, BENJELLOUN & MAHFOUD
AVOCATS

Noureddine Marzouk
PwC ADVISORY MAROC

Abdelkhalek Merzouki
ADMINISTRATION DES DOUANES ET
IMPOTS INDIRECTS

Lahlou M'hamed
ÉTUDE DE NOTARIAT MODERNE

Mahboub Mohamed
ÉTUDE DE ME MAHBOUB

Said Mouhcine
IMPACT ARCHITECTURE, MOROCCO

Hicham Oughza
DAR ALKHBIRA

Réda Oulamine
OULAMINE LAW GROUP

Nesrine Roudane
NERO BOUTIQUE LAW FIRM

Ghalia Sebti
AIT MANOS

Houcine Sefrioui
ÉTUDE DE NOTARIAT MODERNE

Khalil Yassir
YASSIR KHALIL STUDIO

MOZAMBIQUE

AVM ADVOGADOS MOZAMBIQUE

ELECTRICIDADE DE MOÇAMBIQUE E.P.

Calú Abubacar
ELECTROVISÃO LTDA

Miguel-Angelo Almeida
SAL & CALDEIRA ADVOGADOS, LDA

Lino Antonio
FERREIRA ROCHA & ADVOGADOS

Francisco Avillez
SCAN, ADVOGADOS E CONSULTORES

Carolina Balate
PwC MOZAMBIQUE

Ebrahim Bhikha
PwC MOZAMBIQUE

José Manuel Caldeira
SAL & CALDEIRA ADVOGADOS, LDA

Eduardo Calú
SAL & CALDEIRA ADVOGADOS, LDA

Adélia Canda
SILVA GARCIA ADVOGADOS

Henrique Castro
AMARO ARQUITECTOS E ASSOCIADOS
LDA

Natércio Chambule
MAPUTO CITY COURT (COMMERCIAL
CHAMBER)

Izidro Chibique
SCAN, ADVOGADOS E CONSULTORES

Simeai Cuamba
CUAMBA ADVOGADO

Simeão Cuamba
SIMEÃO CUAMBA ADVOGADOS

Avelar da Silva
INTERTEK INTERNATIONAL LTD.

Carla de Sousa
FERNANDA LOPES & ASSOCIADOS
ADVOGADOS

Elisio De Sousa
FERNANDA LOPES & ASSOCIADOS
ADVOGADOS

Fulgêncio Dimande
MANICA FREIGHT SERVICES S.A.R.L

Rita Donato
CGA - COUTO, GRAÇA E ASSOCIADOS,
SOCIEDADE DE ADVOGADOS

Paula Duarte Rocha
MOZAMBIQUE LEGAL CIRCLE

Telmo Ferreira
CGA - COUTO, GRAÇA E ASSOCIADOS,
SOCIEDADE DE ADVOGADOS

Maria Fatima Fonseca
MAPUTO CITY COURT (COMMERCIAL
CHAMBER)

Pinto Fulane
BANCO DE MOÇAMBIQUE

Amália Garrine
FERNANDA LOPES & ASSOCIADOS

Xiluva Gonçalves Nogueira da
Costa
SAL & CALDEIRA ADVOGADOS, LDA

Jorge Graça
CGA - COUTO, GRAÇA E ASSOCIADOS,
SOCIEDADE DE ADVOGADOS

Victoria Gundanhane
SDV MOÇAMBIQUE SA

Valdir Jethá
BCI

Rui Loforte
CGA - COUTO, GRAÇA E ASSOCIADOS,
SOCIEDADE DE ADVOGADOS

Fernanda Lopes
FERNANDA LOPES & ASSOCIADOS
ADVOGADOS

Rufino Lucas
TEC TÉCNICOS CONSTRUTORES LDA

Gimina Luís Mahumana
SAL & CALDEIRA ADVOGADOS, LDA

Marla Mandlate
SAL & CALDEIRA ADVOGADOS, LDA

Enio Manjate
SILVA GARCIA

Crescêncio Maposse
ARCUS CONSULTORES, LTDA

Vítor Marques da Cruz
FCB&A IN ASSOCIATION WITH LAW &
MARK ADVOGADOS E CONSULTORES
LDA

João Martins
PwC MOZAMBIQUE

Teresa Pala Schwalbach
MC&A - SOCIEDADE DE ADVOGADOS,
R.L.

António de Vasconcelos Porto
VASCONCELOS PORTO & ASSOCIADOS

Diana Ramalho
SAL & CALDEIRA ADVOGADOS, LDA

Diana Ramalho
SAL & CALDEIRA ADVOGADOS, LDA

António de Vasconcelos Porto
VASCONCELOS PORTO & ASSOCIADOS

Diana Ramalho
SAL & CALDEIRA ADVOGADOS, LDA

Diana Ramalho
SAL & CALDEIRA ADVOGADOS, LDA

Diana Ramalho
SAL & CALDEIRA ADVOGADOS, LDA

Diana Ramalho
SAL & CALDEIRA ADVOGADOS, LDA

Malaika Ribeiro
PwC MOZAMBIQUE

Ana Filipa Russo de Sá
SILVA GARCIA

Bilal Ismail Seedat
B'ILM CONSULTING

Mario Ussene
CACM

Ricardo Veloso
VMP - VELOSO, MENDES, PATO
E ASSOCIADOS, SOCIEDADE DE
ADVOGADOS RL

MYANMAR

AGX LOGISTICS MYANMAR Co. LTD.

CARE FREIGHT SERVICES LTD.

CB BANK

CP WORLD LTD.

DIRECTORATE OF INVESTMENT AND
COMPANY ADMINISTRATION (DICA)

K&W CONSTRUCTION AND
MANAGEMENT

MYANMAR ADVANTAGE Co. LTD.

NTG CONSTRUCTION

PRICEWATERHOUSECOOPERS MYANMAR
Co. LTD.

PRO MYANMAR SERVICES Co. LTD.

WIN CONSULTING LIMITED

YANGON CITY DEVELOPMENT
COMMITTEE

YANGON CITY ELECTRICITY SUPPLY
BOARDS

Thida Aye
DFDL MEKONG LAW GROUP

Khin Linmar Ban Aye
KELVIN CHIA YANGON LTD.

Cheah Swee Gim
KELVIN CHIA YANGON LTD.

Henri-Frédéric Hibon
DFDL MEKONG LAW GROUP

Vimaljit Kaur
RAJAH & TANN LLP

Nyein Kyaw
RAJAH & TANN NK LEGAL

Khin Cho Kyi
MYANMAR LEGAL SERVICES LIMITED

Zin Maung Maung
KELVIN CHIA YANGON LTD.

Cho Cho Myint
INTERACTIVE Co. LTD.

U Maung Maung (Arthur)
Myint

LS HORIZON

San San Susan Myint Wai
LS HORIZON

Daw Than Nwe
UNIVERSITY OF YANGON. DEPARTMENT
OF LAW

Sa Sa Nyunt
INTERACTIVE Co. LTD.

Alessio Polastri
POLASTRI WINT & PARTNERS

Thethan Soe
KYAW SOE MIN
MYANMA APEX BANK

Edwin Vanderbruggen
VDB LOI MYANMAR

NAMIBIA

ERNST & YOUNG

WOKER FREIGHT SERVICES

Joos Agenbach
KOEP & PARTNERS

Ezer Hosea Angola
LORENTZANGULA INCORPORATED,
ATTORNEYS

Robert Araeb
KPMG NAMIBIA

Tiaan Bazuin
NAMIBIAN STOCK EXCHANGE

Adeline Beukes
KPMG NAMIBIA

Ronnie Beukes
CITY OF WINDHOEK ELECTRICITY
DEPARTMENT

Benita Blume
H.D. BOSSAU & Co.

Christian Bohlke
MAYER CONSULTING ENGINEERS

Hanno D. Bossau
H.D. BOSSAU & Co.

Ferdi Brinkman
DEPARTMENT OF INFRASTRUCTURE,
WATER & WASTE MANAGEMENT

Elysia Brits
BANK WINDHOEK

Lorna Celliers
BDO SPENCER STEWARD (NAMIBIA)

Andy Chase
STAUCH+PARTNERS ARCHITECTS

Ruth Chun
LORENTZANGULA INCORPORATED,
ATTORNEYS

Carla da Silva
BANK WINDHOEK LTD.

Anton de Wit
BANK WINDHOEK

Ferdinand Diener
CITY OF WINDHOEK ELECTRICITY
DEPARTMENT

Luziem Diergaardt
TRANSWORLD CARGO TRANSWORLD
CARGO (PTY.) LTD.

Marcha Erni
TRANSUNION

Johann Espag
CLARKE ARCHITECTS

Ulrich Etzold
ETZOLD-DUVENHAGE FIRM

Dagmar Honsbein
BUSINESS AND INTELLECTUAL PROPERTY
AUTHORITY (BIPA)

Stefan Hugo
PwC NAMIBIA

Chantell Husselmann
PwC NAMIBIA

Denis Hyman
PwC NAMIBIA

Gert Kandinda
BANK WINDHOEK LTD.

Edward Kawesha
CITY OF WINDHOEK ELECTRICITY
DEPARTMENT

Mignon Klein
G.F. KÖPLINGER LEGAL PRACTITIONERS

Frank Köpplinger
G.F. KÖPLINGER LEGAL PRACTITIONERS

Norbert Liebich
TRANSWORLD CARGO TRANSWORLD
CARGO (PTY.) LTD.

John D. Mandy
NAMIBIAN STOCK EXCHANGE

Marie Mandy
MMM CONSULTANCY

Henk Mayer
MAYER CONSULTING ENGINEERS

Ian McLaren
INVESTMENT TRUST COMPANY

Harold Mouton
BANK WINDHOEK LTD.

Johan Nel
PwC NAMIBIA

Brigitte Nependa
H.D. BOSSAU & CO.

Mari-Nelia Nieuwoudt
PwC NAMIBIA

Tim Parkhouse
NAMIBIAN EMPLOYER'S FEDERATION

Johny M. Smith
WALVIS BAY CORRIDOR GROUP

Axel Stritter
ENGLING, STRITTER & PARTNERS

Andre Swanepoel
DR. WEDER, KAUTA & HOVEKA INC

Erentia Tromp
INSTITUTE OF CHARTERED
ACCOUNTANTS OF NAMIBIA

Kotie Tromp
JIMMEY CONSTRUCTION

Andreas Vaatz
ANDREAS VAATZ & PARTNERS

Hugo Van den Berg
KOEPE & PARTNERS

NEPAL

Anil Chandra Adhikari
CREDIT INFORMATION BUREAU LTD.
NEPAL

Sulakshan Adhikari
SHANGRI-LA FREIGHT PVT. LTD.

Lalit Aryal
LA & ASSOCIATES CHARTERED
ACCOUNTANTS

Narayan Bajaj
NARAYAN BAJAJ & ASSOCIATES

Tulasi Bhatta
UNITY LAW FIRM & CONSULTANCY

Poojan Bhattarai
CSC & CO.

Tankahari Dahal
NIRAULA LAW CHAMBER & CO.

BM Dhungana
B&B ASSOCIATES - RUSSELL BEDFORD
INTERNATIONAL

Shirshak Ghimire
PRADHAN & ASSOCIATES

Sunil Gupta
GUPTA COUNSEL

Gourish K. Kharel
KTO INC.

Edward Koos
Amir Maharjan
SAFE CONSULTING ARCHITECTS &
ENGINEERS PVT. LTD.

Lumb Mahat
CSC & CO.

Bikash Malla Thakuri
UNITY LAW FIRM & CONSULTANCY

Ashok Man Kapali
SHANGRI-LA FREIGHT PVT. LTD.

Purna Man Napit
NIC BANK

Anjan Neupane
NEUPANE LAW ASSOCIATES

Balkrishna Neupane
NEUPANE LAW ASSOCIATES

Matrika Niraula
NIRAULA LAW CHAMBER & CO.

Rajan Niraula
NIRAULA LAW CHAMBER & CO.

Arun Pant
DESIGN CELL LTD

Sewa Pathak
SEWA PATHAK & ASSOCIATES

Devendra Pradhan
PRADHAN & ASSOCIATES

Purnachitra Pradhan
KARJA SUCHANA KENDRA LTD. (CIB)

Deepak K. Shrestha
NEPAL INVESTMENT BANK

P. L. Shrestha
EVERGREEN CARGO SERVICES PVT. LTD.

Rup Narayan Shrestha
AVENUE LAW FIRM

Suman Lal Shrestha
H.R. LOGISTIC PVT LTD.

Baburam Subedi
NEPAL ELECTRICITY AUTHORITY

Ram Chandra Subedi
APEX LAW CHAMBER

Krishna Suwal
PRADHAN & ASSOCIATES

Mahesh Kumar Thapa
SINHA VERMA LAW CONCERN

Hariraj Wagle
WAGLE ELECTRIC FIRM

NETHERLANDS

DAMCO NETHERLANDS
MUNICIPALITY OF AMSTERDAM -
SOUTH DISTRICT OFFICE

Joost Achterberg
KENNEDY VAN DER LAAN

Jan Biemans
DE BRAUW BLACKSTONE WESTBROEK

Karin W.M. Bodewes
BAKER & MCKENZIE AMSTERDAM N.V.

Jurrien Boon
ALLARD ARCHITECTURE

Sytso Boonstra
PwC NETHERLANDS

Roland Brandsma
PwC NETHERLANDS

Martin Brink
VAN BENTHEM & KEULEN NV

Joey Clark
STIBBE

Margriet de Boer
DE BRAUW BLACKSTONE WESTBROEK

Taco de Lange
LEXENCE

Petra de Rooy
DLA PIPER NEDERLAND N.V.

Robert de Vries
BOSSELAAR & STRENGERS ADVOCATEN

J.C. Dekkers
HOUTHOFF BURUMA

Wilfrank Driesprong
STICHTING BUREAU KREDIET
REGISTRATIE

Andy Furr
DE BRAUW BLACKSTONE WESTBROEK

Ingrid Greveling
NAUTA DUTILH ATTORNEYS

Ruud Hermans
DE BRAUW BLACKSTONE WESTBROEK

Bas Jongtjen
BOSSELAAR & STRENGERS ADVOCATEN

Marcel Kettenis
PwC NETHERLANDS

Edwin M.A.J. Kleefstra
KAB WEST - MEMBER OF RUSSELL
BEDFORD INTERNATIONAL

Christian Koedam
PwC NETHERLANDS

Andrej Kwitowski
AKADIS BV

Stefan Leening
PwC NETHERLANDS

Matthias Noorlander
OFFICE OF ENERGY REGULATION

Peter Plug
OFFICE OF ENERGY REGULATION

Peter Radema
MERZARIO BV

Mark G. Rebergen
DE BRAUW BLACKSTONE WESTBROEK

Jeske Remmers
VAN DOORNE N.V.

Hugo Reumkens
VAN DOORNE N.V.

Maayke Rooijendijk
DE BRAUW BLACKSTONE WESTBROEK

Jan Willem Schenk
VAN DOORNE N.V.

Hans Londonck Sluijk
HOUTHOFF BURUMA

Michiel Stooev
BOSSELAAR & STRENGERS ADVOCATEN

Natusia Szeliga
BAKER & MCKENZIE AMSTERDAM N.V.

Fedor Tanke
BAKER & MCKENZIE AMSTERDAM N.V.

Maarten Tinnemans
DE BRAUW BLACKSTONE WESTBROEK

Jaap Jan Trommel
NAUTA DUTILH ATTORNEYS

Annet van Balen
BOSSELAAR & STRENGERS ADVOCATEN

Liane van de Vrugt
VEDÉVÉ LEGAL BV

Leonard Van den Ende
BAKER & MCKENZIE AMSTERDAM N.V.

Jos van der Schans
DE BRAUW BLACKSTONE WESTBROEK

Gert-Jan van Gijs
VAT LOGISTICS (OCEAN FREIGHT) BV

Sjaak van Leeuwen
STICHTING BUREAU KREDIET
REGISTRATIE

Petra van Raad
PwC NETHERLANDS

IJsbrand Van Straten
STIBBE

Franck van Uden
BAKER & MCKENZIE AMSTERDAM N.V.

Rodolfo Van Vlooten
KENNEDY VAN DER LAAN

Janine Verweij
OFFICE OF ENERGY REGULATION

Reinout Vriesendorp
DE BRAUW BLACKSTONE WESTBROEK

Frank Wergler
PwC NETHERLANDS

Stephan Westera
LEXENCE

Berto Winters
DE BRAUW BLACKSTONE WESTBROEK

Marleen Zandbergen
NAUTA DUTILH ATTORNEYS

Christiaan Zijderveld
SIMMONS & SIMMONS LLP

NEW ZEALAND

DLA PHILLIPS FOX
INLAND REVENUE DEPARTMENT

Connor Archbold
BELL GULLY

Rowena Boereboom
LOWNDES ASSOCIATES - CORPORATE
AND COMMERCIAL LAW SPECIALISTS

James Caird
SIMPSON GRIERSON, MEMBER OF LEX
MUNDI

Justin Cameron
LOWNDES ASSOCIATES - CORPORATE
AND COMMERCIAL LAW SPECIALISTS

Shelley Cave
SIMPSON GRIERSON, MEMBER OF LEX
MUNDI

Ross Crotty
LOWNDES ASSOCIATES - CORPORATE
AND COMMERCIAL LAW SPECIALISTS

John Cuthbertson
PwC NEW ZEALAND

Daniel De Vries
VEDA ADVANTAGE

Kerr Dewe
LOWNDES ASSOCIATES - CORPORATE
AND COMMERCIAL LAW SPECIALISTS

Joanne Dickson
SIMPSON GRIERSON, MEMBER OF LEX
MUNDI

Igor Drinkovic
MINTER ELLISON RUDD WATTS

Vince Duffin
VECTOR ELECTRICITY

Joseph Harrop
MINTER ELLISON RUDD WATTS

David Harte
INSOLVENCY AND TRUSTEE SERVICES

Richard Hellaby
SIMPSON GRIERSON, MEMBER OF LEX
MUNDI

Matt Kersey
RUSSELL McVEAGH

Kate Lane
MINTER ELLISON RUDD WATTS

Helen Langley
INSOLVENCY AND TRUSTEE SERVICES

John Lawrence
AUCKLAND CITY COUNCIL

Lina Lim
SIMPSON GRIERSON, MEMBER OF LEX
MUNDI

Mark Lowndes
LOWNDES ASSOCIATES - CORPORATE
AND COMMERCIAL LAW SPECIALISTS

Mandy McDonald
MINISTRY OF BUSINESS, INNOVATION &
EMPLOYMENT

Andrew Minturn
QUALTECH INTERNATIONAL LTD.

Robert Muir
LAND INFORMATION NEW ZEALAND

Catherine Otten
NEW ZEALAND COMPANIES OFFICE

Ian Page
BRANZ

Mihai Pascariu
MINTER ELLISON RUDD WATTS

John Powell
RUSSELL McVEAGH

David Quigg
QUIGG PARTNERS

Nils Reardon
RUSSELL McVEAGH

Silvana Schenone
MINTER ELLISON RUDD WATTS

Ravin Sena
INSOLVENCY AND TRUSTEE SERVICES

Maxim Sherstobitov
EASY FREIGHT

Kelvin Sue
SIMPSON GRIERSON, MEMBER OF LEX
MUNDI

Mike Tames
PwC NEW ZEALAND

Howard Thomas
LOWNDES ASSOCIATES - CORPORATE
AND COMMERCIAL LAW SPECIALISTS

Ben Thomson
SIMPSON GRIERSON, MEMBER OF LEX
MUNDI

Susan Tov
PwC NEW ZEALAND

Ben Upton
SIMPSON GRIERSON, MEMBER OF LEX
MUNDI

Matthew Wentz
BELL GULLY

Mike Whale
LOWNDES ASSOCIATES - CORPORATE
AND COMMERCIAL LAW SPECIALISTS

Nelson Wu
LOWNDES ASSOCIATES - CORPORATE
AND COMMERCIAL LAW SPECIALISTS

NICARAGUA
EXPORTADORA ATLANTIC S.A.

Elias Alvarez
PwC NICARAGUA

Minerva Adriana Bellorin
Rodríguez
ACZALAW

María José Bendaña Guerrero
BENDAÑA & BENDAÑA

Carlos Alberto Bonilla López
SUPERINTENDENCIA DE BANCOS

Blanca Buitrago
GARCÍA & BODÁN

Orlando Cardoza
BUFETE JURIDICO OBREGON Y
ASOCIADOS

Thelma Carrion
AGUILAR CASTILLO LOVE

Francisco Castro
PwC NICARAGUA

Dorisabel Conrado
CONSORTIUM TABOADA Y ASOCIADOS

Sergio David Corrales
Montenegro
GARCÍA & BODÁN

Erick Coto
MODULAR ARQUITECTURA Y
CONSTRUCCIÓN S.A.

Eugenia Cruz
CETREX

Brenda Darce
CETREX

Gloria María de Alvarado
ALVARADO Y ASOCIADOS, MEMBER OF
LEX MUNDI

Maricarmen Espinosa de Molina
MOLINA & ASOCIADOS CENTRAL LAW

Luz Marina Espinoza
ALVARADO Y ASOCIADOS, MEMBER OF
LEX MUNDI

Luis Fuentes Balladares
ARQUITECTURA FUENTES

Terencio Garcia Montenegro
GARCÍA & BODÁN

Engelsberth Gómez
PRO NICARAGUA

Denis González Torres
G.E. ELECTROMECÁNICA & CIA LTDA.

Claudia Guevara
AGUILAR CASTILLO LOVE

Maryeling Guevara
ARIAS & MUÑOZ

Federico Gurdian
GARCÍA & BODÁN

Eduardo Gutierrez
ACZALAW

Marianela Gutierrez
AGUILAR CASTILLO LOVE

Mauricio Herdocia
GARCÍA & BODÁN

Gerardo Hernandez
CONSORTIUM TABOADA Y ASOCIADOS

Rodrigo Ibarra Rodney
ARIAS & MUÑOZ

Eduardo Lacayo
TRANSUNION

Brenda Martinez
CONSORTIUM TABOADA Y ASOCIADOS

Fabiola Martinez
VENTANILLA ÚNICA DE INVERSIONES

José Mejía
GARCÍA & BODÁN

Alvaro Molina
MOLINA & ASOCIADOS CENTRAL LAW

Jorge Molina Lacayo
CETREX

Roberto Montes-Doña
ARIAS & MUÑOZ

Soraya Montoya Herrera
MOLINA & ASOCIADOS CENTRAL LAW

Norma Elena Morales Barquero
ARIAS & MUÑOZ

Jeanethe Morales Núñez
SUPERINTENDENCIA DE BANCOS

Amilcar Navarro Amador
GARCÍA & BODÁN

Michael Navas
PRO NICARAGUA

Jacinto Obregon Sanchez
BUFETE JURIDICO OREGON Y ASOCIADOS

José Anibal Olivás Cajina
ALVARADO Y ASOCIADOS, MEMBER OF LEX MUNDI

Andrea Paniagua
PwC DOMINICAN REPUBLIC

Róger Pérez
ARIAS & MUÑOZ

Alonso Porras
ACZALAW

Jessica Porras
GARCÍA & BODÁN

Mazziel Rivera
ACZALAW

Erwin Rodríguez
PwC NICARAGUA

Carlos Taboada Rodríguez
CONSORTIUM LEGAL

Gabriel Sánchez G.
PRO NICARAGUA

Alfonso José Sandino Granera
CONSORTIUM TABOADA Y ASOCIADOS

Rodrigo Taboada
CONSORTIUM TABOADA Y ASOCIADOS

Carlos Téllez
GARCÍA & BODÁN

Diogenes Velasquez
ACZALAW

NIGER

Kassoum Abari
VILLE DE NIAMEY

Symphorien Agbessadj
BCEAO

Ahmadou Al Aminou Lo
BCEAO

Takouabokoye Aminata
MILLENNIUM CHALLENGE ACCOUNT

Mamoudou Aoula
MINISTÈRE DE L'URBANISME, DE L'HABITAT ET DU CADASTRE

Moussa Coulibaly
CABINET D'AVOCATS SOUNA-COULIBALY

Moussa Dantia
CENTRE DES FORMALITES DES ENTREPRISES

Abdou Djando
EMTEF

Boureïma Fodi
CABINET D'AVOCATS SOUNA-COULIBALY

Jean Claude Gnamien
PwC CÔTE D'IVOIRE

Ibrahim Baoua Gogé
MINISTÈRE DE L'ECONOMIE ET DES FINANCES DU NIGER

Sani Halliou Alkali
DAMCO NIGER S.A., A.P. MOLLER MAERSK GROUP'S REPRESENTATIVE

Moussa Gros Ibrahim
MILLENNIUM CHALLENGE ACCOUNT

Abdoulaye Idé
Ali Idrissa Souanna
TOUTELECOM NIGER SA

Seybou Issifi
VILLE DE NIAMEY

Armel Kpodo Sidoine
Ari Malla
MILLENNIUM CHALLENGE ACCOUNT

Issaka Manzo
EGTC

André Monso
PwC CÔTE D'IVOIRE

Amadou Moussa
MILLENNIUM CHALLENGE ACCOUNT

Moukaila Nouhou Hamani
COUR SUPRÊME

Sahabi Oumarou
THEMIS INTERNATIONAL CONSULTANTS

Linda Rakotonavalona
CABINET JOHN W. FHOOKS & CO.

Naissa Sabiou Mamane
COUR SUPRÊME

Ousmane Sidibé
AUDIT & CONSEIL SIDIBÉ & CONSEIL (A.C.S.A.)

Dominique Taty
PwC CÔTE D'IVOIRE

Idrissa Tchernaka
ETUDE D'AVOCATS MARC LE BIHAN & COLLABORATEURS

Antoine Traore
BCEAO

Fousséni Traoré
PwC CÔTE D'IVOIRE

Père Venance
LOGISTIQUE COMMERCIALE D'AFRIQUE (LCA)

Emmanuel Yehouessi
BCEAO

NIGERIA

ERNST & YOUNG

STERLING PARTNERSHIP

TONY ELUMELU FOUNDATION

Ijeoma Abalogu
GBENGA BIOBAKU & CO

Mohammed K. Abdulsalam
GITRAS LTD.

Innocent Abidoye
NNENNA EJEKAM ASSOCIATES

Oluseyi Abiodun Akinwunmi
AKINWUNMI & BUSARI LEGAL PRACTITIONERS

Patrick Abuka
ABUKA & PARTNERS

Chetanna Achara
OKONJO, ODIAWA & EBIE

Kentuadei Adefe
KENTUADEI ADEFE, LEGAL PRACTITIONERS, MEDIATORS AND ARBITRATORS

Kunle Adegbite
CANAAN SOLICITORS

Steve Adehi
STEVE ADEHI AND CO

Olufunke Adekoya
AELEX, LEGAL PRACTITIONERS & ARBITRATORS

Hakeem Adeniji
LAGOS STATE GOVERNMENT

Tolulope Aderemi
PERCHSTONE & GRAEYS

Taiwo Adeshina
JACKSON, ETTI & EDU

Yetunde Adewale
AKINWUNMI & BUSARI LEGAL PRACTITIONERS

Olusola Adun
NOUVEAU ASSOCIATES

Shola Afolabi
F.O. AKINRELE & CO.

Daniel Agbor
UDO UDOMA & BELO-OSAGIE

Aslar Agbowaje
DELOITTE-NIGERIA

Kunle Ajagbe
PERCHSTONE & GRAEYS

Olaoluwa Ajala
GBENGA BIOBAKU & CO

Konyin Ajayi
OLANIWUN AJAYI LP

Mayowa Ajibade
WTS ADEBIYI & ASSOCIATES

Ben Akabueze
LAGOS STATE GOVERNMENT

Udo Akalezi
KPMG

Manuel Akinshola
JACOBS & BIGAELS

Tolulola Akintimehin
NOUVEAU ASSOCIATES

Dayo Akintoye
LAGOS STATE GOVERNMENT

Dafe Akpeneye
PwC NIGERIA

Folake Alabi
OLANIWUN AJAYI LP

Belema Alagun
OLANIWUN AJAYI LP

Jonathan Aluju
OLANIWUN AJAYI LP

Segun Aluko
ALLUKO & OYEBODE

Francis Amadi
CORPORATE AFFAIRS COMMISSION

Oluchi Aniaka
ALLIANCE LAW FIRM

Owolabi Animashaun
GLOBALEX CLASSIC LIMITED

Sola Arifayan
IKEYI & ARIFAYAN

Temitayo Arikebi
CRC CREDIT BUREAU LIMITED

Ige Asemudara
PUNUKA ATTORNEYS & SOLICITORS

Patrick Ayanbanji Ojo
NIGERIAN COMMUNICATIONS COMMISSION

Francis Ayodel
FOLIZIT NIG LTD.

Olusola Ayodele
MANUFACTURERS ASSOCIATION OF NIGERIA

Ayobayo Babade
PERCHSTONE & GRAEYS

Damilola Babalola
OLANIWUN AJAYI LP

Masud Balogun
OLANIWUN AJAYI LP

Ngozi Chianakwalam
LEGAL STANDARD CONSULTING

Aleruchi Chisor-Wabali
F.O. AKINRELE & CO.

Chinwe Chiwete
PUNUKA ATTORNEYS & SOLICITORS

Ukata Christian
AFRIGLOBE SHIPPING LINES LTD.

Nnamd Dimbga
OLANIWUN AJAYI LP

Rebecca Dokun
ALLUKO & OYEBODE

Weynmi Edodo
IPDC LIMITED

Judith Egbeadumah
PERCHSTONE & GRAEYS

Colin Egemonye
COLIN EGEMONYE & ASSOCIATES

Emmanuel Eguwuagu
OBLA & CO.

Oyindamola Ehiwere
ALSEC NOMINEES LIMITED

Nnenna Ejekam
NNENNA EJEKAM ASSOCIATES

Mary Ekemezie
UDO UDOMA & BELO-OSAGIE

Nelson Ekere
1ST ATTORNEYS

Nkem Ekwere
ALLIANCE LAW FIRM

Harrison Emmanuel
ABDULAI, TAIWO & CO.

Ikeakonwu Emmanuel
DELOITTE-NIGERIA

Wolemi Esan
OLANIWUN AJAYI LP

Samuel Etuk
1ST ATTORNEYS

Marcellina Eya Abang
NIGERIAN ELECTRICITY REGULATORY COMMISSION (NERC)

Chris Eze
NNENNA EJEKAM ASSOCIATES

Adanna Ezebulam
WTS ADEBIYI & ASSOCIATES

Anse Agu Ezetah
CHIEF LAW AGU EZETAH & CO.

Babatunde Fagbohunlu
ALLUKO & OYEBODE

Omowum Fajemiroye
OLANIWUN AJAYI LP

Olubunmi Fayokun
ALLUKO & OYEBODE

Fatai Folarin
DELOITTE-NIGERIA

Niyi Folayan
FOLIZIT NIG LTD.

Bimbola Fowler-Ekar
JACKSON, ETTI & EDU

Adejoke A. Gbenro
ADEBANKE ADEOLA & CO.

Justice Idehen-Nathaniel
PERCHSTONE & GRAEYS

Chimezie Ihekweazu
CHIKWEM CHAMBERS

Nduka Ikeyi
IKEYI & ARIFAYAN

Femi David Ikotun
ZIONGATE CHAMBERS

Ifedayo Iroche
PERCHSTONE & GRAEYS

Okorie Kalu
PUNUKA ATTORNEYS & SOLICITORS

Atiku Lawal
NIGERIAN COMMUNICATIONS COMMISSION

Olufemi D. Lijadu
AJUMOGOBIA & OKEKE

Ishaya Livinus Etsu
NIGERIAN ELECTRICITY REGULATORY COMMISSION (NERC)

Hakeem Muri-Okunola
LAGOS STATE GOVERNMENT

Haliru Musia
CORPORATE AFFAIRS COMMISSION

Ugochi Ndebbio
KPMG

Pauline Nwafor
WTS ADEBIYI & ASSOCIATES

Kenechi Nwizu
IKEYI & ARIFAYAN

Tochi Nwogu
PUNUKA ATTORNEYS & SOLICITORS

Afolake Obawunmi
OLANIWUN AJAYI LP

Wole Obayomi
KPMG

V. Uche Obi
ALLIANCE LAW FIRM

Yetunde Obitayo
CRC CREDIT BUREAU LIMITED

Godwin Obla
OBLA & CO.

Damilola Odetola
OLANIWUN AJAYI LP

Abimbola Odeyemi
FORTIS LP

Olufunlola Odunlami
LAGOS STATE GOVERNMENT

Oluwakemi Oduntan
JADE & STONE SOLICITORS

J.O. Odupitan
LAGOS STATE GOVERNMENT

Nelson Ogbuanya
NOCS CONSULTS

Godson Ogheneochuko
UDO UDOMA & BELO-OSAGIE

Ozofu Ogiemudia
UDO UDOMA & BELO-OSAGIE

Kunle Ogunbamowo
DELOITTE-NIGERIA

Abimbola Ogunbanjo
CHRIS OGUNBANJO & CO.

Alayo Ogunbiyi
ABDULAI, TAIWO & CO.

Ayokunle Ogundipe
PERCHSTONE & GRAEYS

Niyi Ogunwole
BASE4 INVESTMENT (NIG.) LTD.

Olaniyi Ogunwole
BASE4 INVESTMENT (NIG.) LTD.

Chudi Ojukwu
INFRASTRUCTURE CONSULTING PARTNERSHIP

Patrick Okonjo
OKONJO, ODIAWA & EBIE

Dozie Okwuosah
CENTRAL BANK OF NIGERIA

Stephen Ola Jagun
JAGUN ASSOCIATES

Tumininu Oladipo
NNENNA EJEKAM ASSOCIATES

Olaseni Oladipupo
NIGERIAN COMMUNICATIONS COMMISSION

- Adefunke Oladosu
AKINWUNMI & BUSARI LEGAL PRACTITIONERS
- Moshod Olajide
PwC NIGERIA
- Adebayo Ologe
PERCHSTONE & GRAEYS
- Ayotunde Ologe
SYNERGY LEGAL PRACTITIONERS AND CONSULTANTS
- Ajibola Olomola
KPMG
- Oladipo Olukewu
OLADIPO OLUKEWU & COMPANY
- Sina Olumide
IKEYI & ARIFAYAN
- Adeshina Oluwaji
BASE4 INVESTMENT (NIG.) LTD.
- Kemi Oluwaji
BASE4 INVESTMENT (NIG.) LTD.
- Lekan Oluwaji
BASE4 INVESTMENT (NIG.) LTD.
- Abijo Oluwasegun
FMA ARCHITECTS LTD.
- Jennifer Omozuwa
PERCHSTONE & GRAEYS
- Ekundayo Onajobi
UDO UDOMA & BELO-OSAGIE
- Ngozi Onianwa
PUNUKA ATTORNEYS & SOLICITORS
- Gabriel Onojason
ALLIANCE LAW FIRM
- Fred Onuobia
G. ELIAS & CO. SOLICITORS AND ADVOCATES
- Chiago Orakwusi
KPMG
- Donald Orji
JACKSON, ETTI & EDU
- Samuel Orji
IKEYI & ARIFAYAN
- Tunde Osasona
WHITESTONE WORLDWIDE LTD.
- Olufemi Ososanya
HLB Z.O. OSOSANYA & CO.
- Taiwo Oyedele
PwC NIGERIA
- Femi Oyetosho
BIOS 2 LIMITED
- Tunde Popoola
CRC CREDIT BUREAU LIMITED
- Radhika Roy
PERCHSTONE & GRAEYS
- Akinwunmi Salau
CHRIS OGUNBANJO & CO.
- Yewande Senbore
OLANIWUN AJAYI LP
- Taofeek Shittu
IKEYI & ARIFAYAN
- Christine Sijuwade
UDO UDOMA & BELO-OSAGIE
- Olugbenga Sokan
PERCHSTONE & GRAEYS
- Adeola Sunmola
UDO UDOMA & BELO-OSAGIE
- Olufemi Sunmonu
FEMI SUNMONU & ASSOCIATES-QAIS CONRAD LAUREATE SOLICITORS & NOTARY PUBLIC
- Rafiu Sunmonu
DELMORE ENGINEERING AND CONSTRUCTION COMPANY LIMITED
- Olubukola Thomas
PERCHSTONE & GRAEYS
- Evans Tomety
DELOITTE-NIGERIA
- Ovie E. Ukiri
AJUMOGOBIA & OKEKE
- Aniekan Ukpanah
UDO UDOMA & BELO-OSAGIE
- Maxwell Ukepor
WTS ADEBIYI & ASSOCIATES
- Adamu M. Usman
F.O. AKINRELE & CO.
- Ebere Uzum
UDO UDOMA & BELO-OSAGIE
- Oghogho Violet Eguasa
PERCHSTONE & GRAEYS
- Lande Wright
AKINWUNMI & BUSARI LEGAL PRACTITIONERS
- Remi Yussuf
ADOL ENGINEERING SERVICES
- NORWAY**
ADVOKATFIRMAET HJORT DA, MEMBER OF IUS LABORIS
- Erik Aasland
ADVOKATFIRMA RÆDER DA
- Sverre Arde
EXPERIAN NORWAY
- Jan L. Backer
WIKBORG, REIN & CO.
- Guro Bakke Haga
PwC NORWAY
- Rannveig Bakke Tvedten
HOMBLE ØLSBY ADVOKATFIRMA AS
- Stig Berge
ADVOKATFIRMAET THOMMESSEN AS
- Jacob S. Bjønnes-Jacobsen
GRETTE LAW FIRM DA
- Tron Dalheim
ARNTZEN DE BESCHE ADVOKATFIRMA AS
- Magnar Danielsen
MINISTRY OF THE ENVIRONMENT
- Lars Davidsen
HAFSLUND
- Elisabeth Ege
ADVOKATFIRMA RÆDER DA
- Knut Ekern
PwC NORWAY
- Lars Eliassen
THE BRONNOYSUND REGISTER CENTER
- Turid Ellingsen
STATENS KARTVERK
- Nikka Feldskou
GAC NORWAY AS
- Christian Friestad
PwC NORWAY
- Erlend Haaskjold
ARNTZEN DE BESCHE ADVOKATFIRMA AS
- Hilde Høksnes
ADVOKATFIRMAET SELMER DA
- Heidi Holmelin
ADVOKATFIRMAET SELMER DA
- Odd Hylland
PwC NORWAY
- Knut-Aleksander Hymer
ADVOKATFIRMA RÆDER DA
- Hanne Karlsen
ADVOKATFIRMA RÆDER DA
- Bjørn H. Kise
ADVOKATFIRMA SIMONSEN VOGT WIIG
- Trond Larsen
EXPERIAN NORWAY
- Carl Longva
GAC NORWAY AS
- Per Einar Lunde
PwC NORWAY
- Knut Martinsen
ADVOKATFIRMAET THOMMESSEN AS
- Ole Kristian Olsby
HOMBLE ØLSBY ADVOKATFIRMA AS
- Ståle Skutle Arneson
ADVOKATFIRMA SIMONSEN VOGT WIIG
- Marthe Stømner Smestad
ADVOKATFIRMAET SCHJØDT AS
- Svein Sulland
ADVOKATFIRMAET SELMER DA
- Sigurd Tuntland
ADVOKATFIRMA RÆDER DA
- Kai Sølve Urke
WIKBORG, REIN & CO.
- Anders Utne
ADVOKATFIRMA RÆDER DA
- Oyvind Vagan
THE BRONNOYSUND REGISTER CENTER
- Ida Winters
HOMBLE ØLSBY ADVOKATFIRMA AS
- OMAN**
ERNST & YOUNG
- Jehanzeb Afridi
AL BUSAIDI MANSOOR JAMAL & CO.
- Hamad Al Abri
MUSCAT ELECTRICITY DISTRIBUTION COMPANY
- Zahir Abdulla Al Abri
MUSCAT ELECTRICITY DISTRIBUTION COMPANY
- ZJubaida Fakir Mohammed Al Balushi
CENTRAL BANK OF OMAN (CBO)
- Mohammed Taki Al Jamalani
CAPITAL MARKET AUTHORITY OF OMAN
- Najeeb Al Mahrooqi
MUSCAT ELECTRICITY DISTRIBUTION COMPANY
- Hanaan Al Marhuby
PwC OMAN
- Fatma Al Rashdi
SNR DENTON & CO.
- Amer Al Rawas
OMANTEL
- Zuhaira Al Sulaimani
CURTIS MALLETT-PREVOST, COLT & MOSLE LLP
- Majid Al Toky
TROWERS & HAMLINS
- Ibrahim Al-Abri
MUSCAT MUNICIPALITY
- Jalila Al-Akhzami
CAPITAL MARKET AUTHORITY OF OMAN
- Khalid Khamis Al-Hashmi
MUSCAT MUNICIPALITY
- Zaid Al-Khattab
TALAL ABU GHAZALEH LEGAL (TAG-LEGAL)
- Leyan Al-Mawali
TROWERS & HAMLINS
- Mohamed Alrashdi
MUSCAT MUNICIPALITY
- Mohammed Alshahri
MOHAMMED ALSHAHRI & ASSOCIATES
- Jihad Al-Taie
JIHAD AL-TAIE & ASSOCIATES
- Mona Taha Amer
QAIS AL-QASMI AND MONA AMER LAWYERS
- Hasan Juma Backer
HASAN JUMA BACKER TRADING & CONTRACTING
- Sadaf Buchanan
SNR DENTON & CO.
- Ahmed Choudhry
SNR DENTON & CO.
- Johnny Drysdale
SNR DENTON & CO.
- Francis D'Souza
BDO JAWAD HABIB
- Jamie Gibson
TROWERS & HAMLINS
- Justine Harding
SNR DENTON & CO.
- Christine Holland
TROWERS & HAMLINS
- Hussein
MUSCAT ELECTRICITY DISTRIBUTION COMPANY
- O. A. Kuraishy
HASAN JUMA BACKER TRADING & CONTRACTING
- S. Madhu
Jose Madukakuzhy
Khimji Ramdas
- Pushpa Malani
PwC OMAN
- Mansoor Jamal Malik
AL BUSAIDI MANSOOR JAMAL & CO.
- Saman Malik
AL BUSAIDI MANSOOR JAMAL & CO.
- Krishnadas Mathilakath
BANK MUSCAT
- Yashpal Mehta
CURTIS MALLETT-PREVOST, COLT & MOSLE LLP
- Ahmed Naveed Farooqui
OMAN CABLES INDUSTRY (SAOG)
- Bruce Palmer
CURTIS MALLETT-PREVOST, COLT & MOSLE LLP
- Raghavendra Pangala
SEMAC & PARTNERS LLC
- Sulaiman Salmi
AL BUSAIDI MANSOOR JAMAL & CO.
- George Sandars
SNR DENTON & CO.
- Madhu Sathyaseelan
JIHAD AL-TAIE & ASSOCIATES
- Charles Schofield
ADDLESHAW GODDARD LLP
- Roy Thomas
OMAN CABLES INDUSTRY (SAOG)
- PAKISTAN**
Ali Jafar Abidi
STATE BANK OF PAKISTAN
- Mirza Taqi Ud Din Ahmad
A.F. FERGUSON & CO., CHARTERED ACCOUNTANTS, A MEMBER FIRM OF PwC NETWORK
- Nadeem Ahmad
ORR, DIGNAM & CO., ADVOCATES
- Waheed Ahmad
MAXIM INTERNATIONAL LAW FIRM
- Jawad Ahmed
MUHAMMAD FAROOQ & CO. CHARTERED ACCOUNTANTS
- Naima Ahmed
EBRAHIM HOSAIN, ADVOCATES AND CORPORATE COUNSEL
- Nasir Mehmood Ahmed
BUNKER LOGISTICS
- Syed Akhter Ahmed
PYRAMID PAKISTAN
- Syed Asif Ali
PYRAMID PAKISTAN
- Zarina Aslam
ABRAHAM & SARWANA
- Khwaja Shaheryar Aziz
A.F. FERGUSON & CO., CHARTERED ACCOUNTANTS, A MEMBER FIRM OF PwC NETWORK
- Akeel Bilgrami
NAJMI BILGRAMI COLLABORATIVE (PVT) LTD.
- Waheed Chaudhary
LEGIS INN ATTORNEYS & CORPORATE CONSULTANTS
- Faisal Daudpota
KHALID DAUDPOTA & CO.
- Junaid Daudpota
KHALID DAUDPOTA & CO.
- Harish Dhamania
PYRAMID PAKISTAN
- Zaki Ejaz
ZAKI & ZAKI ADVOCATES AND SOLICITORS
- Salman Faisal
HASEEB LAW ASSOCIATES
- Kausar Fecto
KAUSAR FECTO & CO. CHARTERED ACCOUNTANTS
- Tabish Gauhar
KESC
- Asim Hameed Khan
BROTHERS TRADING CORPORATION PAKISTAN PVT. LTD.
- Asma Hameed Khan
SURRIDGE & BEECHENO
- Rashid Ibrahim
A.F. FERGUSON & CO., CHARTERED ACCOUNTANTS, A MEMBER FIRM OF PwC NETWORK
- Fiza Islam
LEGIS INN ATTORNEYS & CORPORATE CONSULTANTS
- Muzaffar Islam
LEGIS INN ATTORNEYS & CORPORATE CONSULTANTS
- Saila Jamshaid
SECURITIES AND EXCHANGE COMMISSION OF PAKISTAN
- Tariq Nasim Jan
DATACHECK PVT. LTD.
- Rubina Javed
TOWERS INTERNATIONAL
- M Javed Hassan
TOWERS INTERNATIONAL
- Aftab Ahmed Khan
SURRIDGE & BEECHENO
- Guffran Atta Khan
KESC
- Farah Malik
HASEEB LAW ASSOCIATES
- Mavra Mann
ZAFAR & ASSOCIATES LLP
- Rashid Rahman Mir
RAHMAN SARFARAZ RAHIM IQBAL RAFIQ - MEMBER OF RUSSELL BEDFORD INTERNATIONAL
- Moazzam Mughal
BOXING WINNER
- Faiza Muzaffar
LEGIS INN ATTORNEYS & CORPORATE CONSULTANTS
- Maham Nabeel
ZAFAR & ASSOCIATES LLP
- Rizwan Pir Muhammad
MAERSK LINE
- Manzar Naeem Qureshi
HAGLER BAILLEY PAKISTAN (PVT) LTD.
- Zaki Rahman
EBRAHIM HOSAIN, ADVOCATES AND CORPORATE COUNSEL
- Ameeruddin Rana
ABRAHAM & SARWANA

Khalid Rehman
SURRIDGE & BEECHENO - KARACHI

Jawad A. Sarwana
ABRAHAM & SARWANA

Rafiq Sazir
AZAM CHAUDHRY LAW ASSOCIATES

Mohammad Ali Seena
SURRIDGE & BEECHENO - KARACHI

Mian Ali Shabbir
HASEEB LAW ASSOCIATES

Huma Shah
M/S SHEIKH SHAH RANA & IJAZ

Muhammad Siddique
SECURITIES AND EXCHANGE
COMMISSION OF PAKISTAN

Mian Hamdoon Subhani
M.H.S. ASSOCIATES

Haris Syed Raza
MAERSK & SAFMARINE

Mian Haseeb ul Hassan
HASEEB LAW ASSOCIATES

Najeeb Ullah
ALLIED BANK LIMITED

Chaudhary Usman
EBRAHIM HOSAIN, ADVOCATES AND
CORPORATE COUNSEL

Saleem uz Zaman
SALEEM UZ ZAMAN & CO.

Saad Ehsan Waraich
SURRIDGE & BEECHENO

Muhammad Yousuf
HAIDER SHAMSI & CO., CHARTERED
ACCOUNTANTS

Ilyas Zafar
ZAFAR & ASSOCIATES LLP

Vaqar Zakaria
HAGLER BAILLEY PAKISTAN (PVT) LTD.

PALAU

FINANCIAL INSTITUTIONS COMMISSION

PALAU PUBLIC UTILITY CORPORATION

Lisa Abraham
SMALL BUSINESS DEVELOPMENT CENTER
(SBDC)

Kenneth Barden
ATTORNEY-AT-LAW

Ricardo Bausoch
BUREAU OF REVENUE, CUSTOMS AND
TAXATION

Maria Cristina Castro
WESTERN CAROLINE TRADING CO.

Rachel Dimitruk
DIMITRUK LAW OFFICE

Suzanne Finney
PALAU HISTORIC PRESERVATION OFFICE

Anthony Frazier

Ronnie Gimán
CTSI LOGISTICS

Renan Jusay
CTSI LOGISTICS

Lily Rdechor
PALAU ENVIRONMENTAL QUALITY
PROTECTION BOARD

William L. Ridpath
WILLIAM L. RIDPATH, ATTORNEY
AT LAW

David Shadel
THE LAW OFFICE OF KIRK AND SHADEL

Peter C. Tsao
WESTERN CAROLINE TRADING CO.

PANAMA

ERNST & YOUNG

FABREGA, MOLINO & MULINO

Eduardo Achurra
PARDINI & ASOCIADOS

Ascanio Alberola
MINISTRY OF ECONOMY AND FINANCES

Alejandro Alemán
ALFARO, FERRER & RAMÍREZ

Aristides Anguizola
MORGAN & MORGAN

Mercedes Araúz de Grimaldo
MORGAN & MORGAN

Lorena Arcia
AIMAR GROUP

Khatiya Asvat
PATTON, MORENO & ASVAT

Fernando Aued
ARIAS, FÁBREGA & FÁBREGA

Ana Ayarza
PANALPINA WORLD TRANSPORT LLP

Adelaida Barahona
DIRECCIÓN DE OBRAS Y
CONSTRUCCIONES MUNICIPIO DE
PANAMA

Francisco A. Barrios G.
PWC PANAMA

Gustavo Adolfo Bernal
SOCIEDAD PANAMEÑA DE INGENIEROS Y
ARQUITECTOS

Carlos Klaus Bieberach

Javier Bouche
UNION FENOSA - EDEMET -
EDECHI

Jose A. Bozzo
GARRIDO & GARRIDO

Luis Carlos Bustamante
PANAMA SOLUCIONES LOGISTICAS
INT. - PSLI

Hernando Carrasquilla
REGISTRO PÚBLICO DE PANAMÁ

Irene Carrizo
MINISTRY OF ECONOMY AND FINANCES

Aurelia Chen
MOSSACK FONSECA & CO.

Julio Cesar Contreras III
AROSEMENA NORIEGA & CONTRERAS

Rigoberto Coronado
MOSSACK FONSECA & CO.

Eduardo De Alba
ARIAS, FÁBREGA & FÁBREGA

Jorge G. Lombardi Dutari
LOMBARDI AGUILAR GROUP

Mailyñ Espinosa
PWC PANAMA

Enna Ferrer
ALFARO, FERRER & RAMÍREZ

Jorge Garrido
GARRIDO & GARRIDO

William Gonzalez
PWC PANAMA

Angie Guzmán
MORGAN & MORGAN

Jonathan Kraemer
AROSEMENA NORIEGA & CONTRERAS

Ivettedel E.C. Llerena
PEDRESCHI & PEDRESCHI

Alexander Enrique Garcia Lopez
LOMBARDI AGUILAR GROUP

Ivette Elisa Martínez Saenz
PATTON, MORENO & ASVAT

Maricela Moreno
DIRECCIÓN DE OBRAS Y
CONSTRUCCIONES MUNICIPIO DE
PANAMA

Erick Rogelio Muñoz
SUCRE, ARIAS & REYES

Franklin I. Oduber
ANATI

Malory Olmos
PWC PANAMA

Linda Quintero
PINZON LOZANO & ASOCIADOS
ARQUITECTOS

Alfredo Ramírez Jr.
ALFARO, FERRER & RAMÍREZ

Mario Rognoni
AROSEMENA NORIEGA & CONTRERAS

Luz María Salamina
ASOCIACIÓN PANAMEÑA DE CRÉDITO

Nelson E. Sales
ALFARO, FERRER & RAMÍREZ

Carla Salvatierra
DIRECCIÓN DE OBRAS Y
CONSTRUCCIONES MUNICIPIO DE
PANAMA

Verónica Sinisterra
AROSEMENA NORIEGA & CONTRERAS

Raul Soto
AROSEMENA NORIEGA & CONTRERAS

Marlaine Tuñón
MINISTERIO DE COMERCIO E INDUSTRIA

Ramón Varela
MORGAN & MORGAN

Juan Manuel Vasquez
DIRECCIÓN DE OBRAS Y
CONSTRUCCIONES MUNICIPIO DE
PANAMA

PAPUA NEW GUINEA

EXPRESS FREIGHT MANAGEMENT

Marjorie Andrew
CONSULTATIVE IMPLEMENTATION &
MONITORING COUNCIL

Paul Barker
CONSULTATIVE IMPLEMENTATION &
MONITORING COUNCIL

David Caradus
PWC PAPUA NEW GUINEA

Dickson
NCDC MUNICIPALITY

Maira Eka
ASHURST LLP

Richard Flynn
ASHURST LLP

Clarence Hoot
IPA

Steven Kami
GADENS LAWYERS

Stanley Kewa
PNG POWER LTD.

John Leahy
LEAHY LEWIN NUTLEY SULLIVAN
LAWYERS

Heidi Liviko
PWC PAPUA NEW GUINEA

Bruce Mackinlay
CREDIT & DATA BUREAU LIMITED

Stephen Massa
GADENS LAWYERS

Vaughan Mills
ALLEN'S ARTHUR ROBINSON

Lata Milner
TWIWEY LAWYERS

Camillus Narakobi
NAROKOBI LAWYERS

Antonia Nohou
PWC PAPUA NEW GUINEA

Ray Paul
PNG CUSTOMS SERVICE

Lou Pipi
NCDC MUNICIPALITY

John Brian Sam
PNG CUSTOMS SERVICE

Chey Scovell
MANUFACTURES COUNCIL

Thomas Taberia
LEAHY LEWIN NUTLEY SULLIVAN
LAWYERS

PARAGUAY

ADMINISTRACIÓN NACIONAL DE
ELECTRICIDAD

Magalí Rodríguez Alcalá
BERKEMEYER, ATTORNEYS &
COUNSELLORS

Perla Alderete
VOUGA & OLMEDO ABOGADOS

Enrique Benítez
BDO RUBINSZTEIN & GUILLÉN

Hugo T. Berkemeyer
BERKEMEYER, ATTORNEYS &
COUNSELLORS

Esteban Burt
PERONI, SOSA, TELLECHEA, BURT &
NARVAJA, MEMBER OF LEX MUNDI

Julio Gonzalez Caballero
SUPERINTENDENCIA DE BANCOS - BCP

Marcelo Cortese
CORTESE & ASOCIADOS

Lorena Dolsa
BERKEMEYER, ATTORNEYS &
COUNSELLORS

Paolo Doria
PERONI, SOSA, TELLECHEA, BURT &
NARVAJA, MEMBER OF LEX MUNDI

Estefanía Elicetche
PERONI, SOSA, TELLECHEA, BURT &
NARVAJA, MEMBER OF LEX MUNDI

Natalia Enciso Benitez
NOTARY PUBLIC

Bruno Fiorio Carrizosa
FIORIO, CARDOZO & ALVARADO

Juan Bautista Fiorio Gimenez
FIORIO, CARDOZO & ALVARADO

Sergio Franco
PWC URUGUAY

Néstor Gamarra
SERVIMEX SACI

Jorge Guillermo Gomez
PWC PARAGUAY

Santiago Gomez
FERRERE ABOGADOS

Nadia Gorostiaga
PWC PARAGUAY

Sigfrido Gross Brown
ESTUDIO JURIDICO GROSS BROWN

Carl Thomas Gwynn
GWYNN & GWYNN - LEGAL
COUNSELLORS

Norman Gwynn
GWYNN & GWYNN - LEGAL
COUNSELLORS

Jorge Jimenez Rey
BANCO CENTRAL DEL PARAGUAY

Pablo Livieres Guggiari
ESTUDIO JURIDICO LIVIERES GUGGIARI

Nestor Loizaga
FERRERE ABOGADOS

Augusto César Mengual
Mazacotte
FIORIO, CARDOZO & ALVARADO

Alessandro Molfesi
PANALPINA PARAGUAY

Roberto Moreno Rodríguez
Alcalá
MORENO RUFFINELLI & ASOCIADOS

Natalia Oddone
BERKEMEYER, ATTORNEYS &
COUNSELLORS

Rocío Penayo
MORENO RUFFINELLI & ASOCIADOS

Yolanda Pereira
BERKEMEYER, ATTORNEYS &
COUNSELLORS

Raul H. Pereira de Souza Fleury
FIORIO, CARDOZO & ALVARADO

María Antonia Ramírez de
Gwynn
GWYNN & GWYNN - LEGAL
COUNSELLORS

Natalio Rubinsztein
BDO RUBINSZTEIN & GUILLÉN

Mauricio Salueiro
VOUGA & OLMEDO ABOGADOS

Federico Silva
FERRERE ABOGADOS

Ruben Taboada
PWC PARAGUAY

Ninfa Rolanda Torres de Paredes
AGENCIA PAREDES

Carlos Vasconsellos
FERRERE ABOGADOS

Ernesto Velázquez-Argaña
FIORIO, CARDOZO & ALVARADO

Rodolfo Vouga Muller
VOUGA & OLMEDO ABOGADOS

Lia Zanotti
PERONI, SOSA, TELLECHEA, BURT &
NARVAJA, MEMBER OF LEX MUNDI

PERU

EQUIFAX PERU S.A.

LIMA CHAMBER OF COMMERCE

Walter Aguirre
AGUIRRE ABOGADOS & ASESORES

Marco Antonio Alarcón Piana
ESTUDIO LUIS ECHECOPAR GARCÍA SRL

Alfonso Alvarez Calderón
ESTUDIO ALVAREZ CALDERON

Mariela Angeles
ESTUDIO OLAECHEA, MEMBER OF LEX
MUNDI

Mirella Arteta
RUSSELL BEDFORD PERÚ / BARZOLA &
ASOCIADOS S.C. - MEMBER OF RUSSELL
BEDFORD INTERNATIONAL

Guillermo Auler
FORSYTH ABOGADOS

Maritza Barzola
RUSSELL BEDFORD PERÚ / BARZOLA &
ASOCIADOS S.C. - MEMBER OF RUSSELL
BEDFORD INTERNATIONAL

Stephany Giovanna Bravo de
Rueda Arce
RANSA

Jorge Calle
RUBIO LEGUIA NORMAND

Fernando Castro
MUNIZ, RAMÍREZ, PERÉZ-TAIMAN &
OLAYA ABOGADOS

Cecilia Catacora
ESTUDIO OLAECHEA, MEMBER OF LEX
MUNDI

Norka Chirinos La Torre
SUNARP

Tomas Cosco
RUSSELL BEDFORD PERÚ / BARZOLA &
ASOCIADOS S.C. - MEMBER OF RUSSELL
BEDFORD INTERNATIONAL

Ricardo de la Piedra
ESTUDIO OLAECHEA, MEMBER OF LEX
MUNDI

Alfonso De Los Heros Pérez
Albela
ESTUDIO LUIS ECHECOPAR GARCÍA SRL

Patricia Demarini Traverso
SUNARP

Paula Devescovi
BARRIOS & FUENTES ABOGADOS

Carlos Diaz
SUNARP

José Carlos Eyzaguirre
CONUDI

Guillermo Ferrero
ESTUDIO FERRERO ABOGADOS

Luis Enrique Narro Forno
SUNAT

Mariana Franco
ESTUDIO FERRERO ABOGADOS

Luis Fuentes
BARRIOS & FUENTES ABOGADOS

Julio Gallo
GALLO BARRIOS PICKMANN

Pedro Grados Smith
SUPERINTENDENCY OF BANKING,
INSURANCE AND PRIVATE PENSION FUND
ADMINISTRATOR

Cecilia Guzmán-Barrón
GALLO BARRIOS PICKMANN

Oscar J. Hernandez
GAMMA CARGO S.A.C.

Carlos Hernández Ladera
RANSA

Giuliana Higuchi
BARRIOS & FUENTES ABOGADOS

Jose Antonio Honda
ESTUDIO OLAECHEA, MEMBER OF LEX
MUNDI

César Ballón Izquierdo
RANSA

Rafael Junco
CAMARA PERUANA DE LA
CONSTRUCCION

Juan Carlos Leon
BARRIOS & FUENTES ABOGADOS

Claudia López
BARRIOS & FUENTES ABOGADOS

German Lora
PAYET, REY, CAUVI ABOGADOS

Milagros Maravi Sumar
RUBIO LEGUÍA NORMAND

Carlos Martínez
RUBIO LEGUÍA NORMAND

Ricardo Martínez Alvarez
ACREDITA S.A.C.

Carlos Martínez Ebell
RUBIO LEGUÍA NORMAND

Jesús Matos
ESTUDIO OLAECHEA, MEMBER OF LEX
MUNDI

Alejandro Medina
SUPERINTENDENCY OF BANKING,
INSURANCE AND PRIVATE PENSION FUND
ADMINISTRATOR

Cecilia Mercado
GAMMA CARGO S.A.C.

Francisco Lira Miro Quesada
SUNARP

Ronaldo Moreno-Aramburú
BARRIOS & FUENTES ABOGADOS

Ariel Orrego-Villacorta
BARRIOS & FUENTES ABOGADOS

Max Panay Cuya
SUNARP

Edmundo Paredes
SUPERINTENDENCY OF BANKING,
INSURANCE AND PRIVATE PENSION FUND
ADMINISTRATOR

Lucianna Polar
ESTUDIO OLAECHEA, MEMBER OF LEX
MUNDI

Maribel Príncipe
RUBIO LEGUÍA NORMAND

María José Puertas
GALLO BARRIOS PICKMANN

Bruno Marchese Quintana
RUBIO LEGUÍA NORMAND

Fernando M. Ramos
BARRIOS & FUENTES ABOGADOS

Jorge Reategui
ESTUDIO FERRERO ABOGADOS

Sonia L. Rengifo
BARRIOS & FUENTES ABOGADOS

Alonso Rey Bustamante
PAYET, REY, CAUVI ABOGADOS

Jose M. Reyes
BARRIOS & FUENTES ABOGADOS

Andrea Rieckhof
GALLO BARRIOS PICKMANN

Yulissa Rivero
FORSYTH ABOGADOS

Rocio Rodriguez
GAMMA CARGO S.A.C.

Guillermo Acuña Roeder
RUBIO LEGUÍA NORMAND

Erick Rojas
CAMARA PERUANA DE LA
CONSTRUCCION

Emil Ruppert
RUBIO LEGUÍA NORMAND

Carolina Sáenz Llanos
RUBIO LEGUÍA NORMAND

Adolfo Sanabria
MUÑOZ, RAMÍREZ, PERÉZ-TAIMAN &
OLAYA ABOGADOS

Arturo Ruiz Sanchez
RUBIO LEGUÍA NORMAND

Victor Scarsi
LUZ DEL SUR

Martin Serkovic
ESTUDIO OLAECHEA, MEMBER OF LEX
MUNDI

Hugo Silva
RODRIGO, ELÍAS, MEDRANO ABOGADOS

Mario Solari Zerpa
SUNARP

Liliana Tsuboyama Shiohama
ESTUDIO LUIS ECHECOPAR GARCÍA SRL

Yahaida Uribe
BARRIOS & FUENTES ABOGADOS

Jack Vainstein
VAINSTEIN & INGENIEROS S.A.

José Antonio Valdez
ESTUDIO OLAECHEA, MEMBER OF LEX
MUNDI

Mariella Vilela Guevara
SUNARP

Manuel Villa-García
ESTUDIO OLAECHEA, MEMBER OF LEX
MUNDI

Vanessa Watanabe
GALLO BARRIOS PICKMANN

Agustín Yrigoyen
GARCÍA SAYÁN ABOGADOS

Heidy Zuzunaga
AGUIRRE ABOGADOS & ASESORES

PHILIPPINES

SEC

Manuel Batallones
BAP CREDIT BUREAU, INC.

Pearl Grace Cabali
PUYAT JACINTO SANTOS LAW OFFICE

Alexander Cabrera
ISLA LIPANA & CO.

Mylene Capangcol
DEPARTMENT OF ENERGY

Joanna Eileen Capones
SYCIP SALAZAR HERNANDEZ &
GATMAITAN

Ruben Gerald Capones
SYCIP SALAZAR HERNANDEZ &
GATMAITAN

Cecile Margaret Caro
SYCIP SALAZAR HERNANDEZ &
GATMAITAN

Domingo Castillo
SYCIP SALAZAR HERNANDEZ &
GATMAITAN

Jon Edmarc Castillo
SYCIP SALAZAR HERNANDEZ &
GATMAITAN

Joseph Omar A. Castillo
PUYAT JACINTO SANTOS LAW OFFICE

Sandhya Marie Castro
ROMULO, MABANTA, BUENAVENTURA,
SAYOC & DE LOS ANGELES, MEMBER OF
LEX MUNDI

Kenneth Chua
QUISUMBING TORRES, MEMBER FIRM OF
BAKER & MCKENZIE INTERNATIONAL

Daniel Nicholas Darvin
QUISUMBING TORRES, MEMBER FIRM OF
BAKER & MCKENZIE INTERNATIONAL

Reynaldo B. Daway
REGIONAL TRIAL COURT (RTC) -
BRANCH 90

Emerico O. de Guzman
ANGARA ABELLO CONCEPCION
REGALA & CRUZ LAW OFFICES
(ACCRALAW)

Dino de los Angeles
ROMULO, MABANTA, BUENAVENTURA,
SAYOC & DE LOS ANGELES, MEMBER OF
LEX MUNDI

Emilio S. De Quiros Jr.
REPUBLIC OF THE PHILIPPINES SOCIAL
SECURITY SYSTEM

Anthony Dee
SYCIP SALAZAR HERNANDEZ &
GATMAITAN

Rafael del Rosario
ROMULO, MABANTA, BUENAVENTURA,
SAYOC & DE LOS ANGELES, MEMBER OF
LEX MUNDI

Frances Yani Domingo
SYCIP SALAZAR HERNANDEZ &
GATMAITAN

Redel Domingo
MERALCO

Larry Fernandez
MANILA ELECTRIC COMPANY

Catherine Franco
QUISUMBING TORRES, MEMBER FIRM OF
BAKER & MCKENZIE INTERNATIONAL

Geraldine S. Garcia
FOLLOSOCO MORALLOS & HERCE

Andres Gatmaitan
SYCIP SALAZAR HERNANDEZ &
GATMAITAN

Victor Genuino
MERALCO

Gwen Grecia-de Vera
PUYAT, JACINTO & SANTOS LAW
OFFICE

Jessica Hilado
PUYAT, JACINTO & SANTOS LAW
OFFICE

Tadeo F. Hilado
ANGARA ABELLO CONCEPCION
REGALA & CRUZ LAW OFFICES
(ACCRALAW)

Nancy Joan M. Javier
JAVIER LAW

Thea Marie Jimenez
QUASHA ANCHETA PENA & NOLASCO

Salma Kuhutan
PUYAT JACINTO SANTOS LAW OFFICE

Carina Laforteza
SYCIP SALAZAR HERNANDEZ &
GATMAITAN

Mary Rhauline Lambino
SYCIP SALAZAR HERNANDEZ &
GATMAITAN

Earla Kahlila Langit
SYCIP SALAZAR HERNANDEZ &
GATMAITAN

Grace Ann Lazaro
SYCIP SALAZAR HERNANDEZ &
GATMAITAN

Jaydee Justine Legaspi-Buduan
ISLA LIPANA & CO.

Benjamin Lerma
ROMULO, MABANTA, BUENAVENTURA,
SAYOC & DE LOS ANGELES, MEMBER OF
LEX MUNDI

Esther Claudine F. Lim
ANGARA ABELLO CONCEPCION
REGALA & CRUZ LAW OFFICES
(ACCRALAW)

Genevieve M. Limbo
ISLA LIPANA & CO.

Victoria Limkico
JIMENEZ GONZALES BELLO VALDEZ
CALUYA & FERNANDEZ

Ronald Mark Llano
SYCIP SALAZAR HERNANDEZ &
GATMAITAN

Roberto Locsin
INTERNATIONAL CONTAINER TERMINAL
SERVICES, INC.

Eleanor Lucas Roque
PUNONGBAYAN & ARAULLO

Marianne Miguel
SYCIP SALAZAR HERNANDEZ &
GATMAITAN

Jose Salvador Mirasol
ROMULO, MABANTA, BUENAVENTURA,
SAYOC & DE LOS ANGELES, MEMBER OF
LEX MUNDI

Jesusito G. Morallos
FOLLOSOCO MORALLOS & HERCE

Freddie Naagas
SCM CREATIVE CONCEPTS INC.

Jomini C. Nazareno
ROMULO, MABANTA, BUENAVENTURA,
SAYOC & DE LOS ANGELES, MEMBER OF
LEX MUNDI

Amanda Nograles
ROMULO, MABANTA, BUENAVENTURA,
SAYOC & DE LOS ANGELES, MEMBER OF
LEX MUNDI

Carla Ortiz
ROMULO, MABANTA, BUENAVENTURA,
SAYOC & DE LOS ANGELES, MEMBER OF
LEX MUNDI

Maria Christina Ortua
SYCIP SALAZAR HERNANDEZ &
GATMAITAN

Benedicto Panigbatan
SYCIP SALAZAR HERNANDEZ &
GATMAITAN

Emmanuel C. Paras
SYCIP SALAZAR HERNANDEZ &
GATMAITAN

Floriza Poblete
ISLA LIPANA & CO.

Elaine Patricia S. Reyes
ANGARA ABELLO CONCEPCION
REGALA & CRUZ LAW OFFICES
(ACCRALAW)

Ruben Gerald Ricasata
PUYAT JACINTO SANTOS LAW OFFICE

Ricardo J. Romulo
ROMULO, MABANTA, BUENAVENTURA,
SAYOC & DE LOS ANGELES, MEMBER OF
LEX MUNDI

Jose Voltaire Sagles
PROPLE BPO, INC

Rowena Fatima Salonga
PUYAT JACINTO SANTOS LAW OFFICE

Neptali Salvanera
ANGARA ABELLO CONCEPCION
REGALA & CRUZ LAW OFFICES
(ACCRALAW)

Froilan Savet
MERALCO

Richmund Sta Lucia
BAKER & MCKENZIE

Felix Sy
BAKER & MCKENZIE

Carlos Martin Tayag
ROMULO, MABANTA, BUENAVENTURA,
SAYOC & DE LOS ANGELES, MEMBER OF
LEX MUNDI

Anna Bianca Torres
PUYAT, JACINTO & SANTOS LAW
OFFICE

Patrick Tovey
INTERNATIONAL CONTAINER TERMINAL
SERVICES, INC.

Glenn T. Tuazon
ROMULO, MABANTA, BUENAVENTURA,
SAYOC & DE LOS ANGELES, MEMBER OF
LEX MUNDI

Manuel V. Pangilinan
MAYNILAD WATER SERVICES, INC.

Ma. Melva Valdez
JIMENEZ GONZALES BELLO VALDEZ
CALUYA & FERNANDEZ

Shirley Velasquez
PUYAT, JACINTO & SANTOS LAW
OFFICE

Isagani Versoza
DBO

Ivy Villamor
PROPLE BPO, INC

Erwin Villasanta
DMCI

Vernon Ray Vinluan
DEPARTMENT OF ENERGY

Peter Young
INTERNATIONAL CONTAINER TERMINAL
SERVICES, INC.

Redentor C. Zapata
QUASHA ANCHETA PENA & NOLASCO

Gil Roberto Zerrudo
QUISUMBING TORRES, MEMBER FIRM OF
BAKER & MCKENZIE INTERNATIONAL

POLAND

AGENCIA TRANSPORTOWA MAKRO
SERVICE

BUSINESS & LAW BLOG
PwC POLAND

Kaja Agnieszka Laszczycch
RAPOSO BERNARDO & ASSOCIADOS

Michał Anastasiu
KANCELARIA PRAWA GOSPODARCZEGO
I EKOLOGICZNEGO DR BARTOSZ
DRANIEWICZ

Andrzej Balicki
DLA PIPER WlATER SP.K.

Michał Barłowski
WARDYŃSKI & PARTNERS

Michał Białobrzski
HOGAN LOVELLS (WARSZAWA) LLP

Katarzyna Bilewska
DENTONS

Aleksander Borowicz
BIURO INFORMACJI KREDYTOWEJ S.A.

Adrian Branny
DELOITTE DORADZTWO PODATKOWE
SP. Z O.O.

Urszula Brzezińska
BLACKSTONES

Kinga Cekiera
STOPCZYK & MIKULSKI

Michał Chyla
DELOITTE DORADZTWO PODATKOWE
SP. Z O.O.

Krzysztof Ciepliński
GIDE LOYRETTE NOUËL POLAND
WARSAW

Tomasz Czech
RAIFFEISEN BANK POLSKA S.A.

Michał Dąbrowski
MINISTRY OF JUSTICE

Tomasz Dąbrowski
MINISTRY OF ECONOMY

Stanisław Deńko
IZBA ARCHITEKTÓW

Andrzej Dmowski
RUSSELL BEDFORD DZO SP. Z
O.O. - MEMBER OF RUSSELL BEDFORD
INTERNATIONAL

Bartosz Draniewicz
KANCELARIA PRAWA GOSPODARCZEGO
I EKOLOGICZNEGO DR BARTOSZ
DRANIEWICZ

Anna Drozd
MINISTRY OF FINANCE

Mateusz Dróżdź
GIDE LOYRETTE NOUËL POLAND
WARSAW

Edyta Dubikowska
SQUIRE SANDERS ŚWIECICKI KRZEŚNIAK
SP.K.

Rafał Dziedzic
GIDE LOYRETTE NOUËL POLAND
WARSAW

Agnieszka Fedor
WKB WIERCINSKI, KWIECINSKI, BAEHR

Krzysztof Feluch
WIERZBOWSKI EVERSHEDES, MEMBER OF
EVERSHEDES INTERNATIONAL LTD.

Sofia Ferreira Enriquez
RAPOSO BERNARDO & ASSOCIADOS

Marek Firlej
MINISTRY OF FINANCE

Lech Gilicinski
K&L GATES POLAND

Judith Gliniecki
WIERZBOWSKI EVERSHEDES, MEMBER OF
EVERSHEDES INTERNATIONAL LTD.

Michał Gliński
WARDYŃSKI & PARTNERS

Rafał Godlewski
WARDYŃSKI & PARTNERS

Jaromir Grabowski
WOJEWÓDZKI INSPEKTORAT NADZORU
BUDOWLANEGO W WARSZAWIE

Mirostaw Hagemejer
URZĄD MIASTA LUBLIN

Monika Hartung
WARDYŃSKI & PARTNERS

Łukasz Iwański
ERGONOMIX

Justyna Jamróży
CHADBOURNE & PARKE LLP

Joanna Jasiewicz
GIDE LOYRETTE NOUËL POLAND
WARSAW

Jakub Jędrzejak
WKB WIERCINSKI, KWIECINSKI, BAEHR

Magdalena Kalińska
WKB WIERCINSKI, KWIECINSKI, BAEHR

Tomasz Kański
SOŁTYSIŃSKI KAWECKI & SZLĘZAK

Mariusz Każuch
MINISTRY OF FINANCE

Katarzyna Kopyłowska
DLA PIPER WIATER SP.K.

Olga Koszewska
CHADBOURNE & PARKE LLP

Kinga Kowalska
GIDE LOYRETTE NOUËL POLAND
WARSAW

Joanna Kozłowska
RAPOSO BERNARDO & ASSOCIADOS

Adam Krause
KRAUSE LEGAL

Ewa Łachowska - Brol
WIERZBOWSKI EVERSHEDES, MEMBER OF
EVERSHEDES INTERNATIONAL LTD.

Konrad Piotr Lewandowski

Agnieszka Lisiecka
WARDYŃSKI & PARTNERS

Wojciech Łuczka
HOGAN LOVELLS (WARSZAWA) LLP

Krzysztof Markowski
BIURO INFORMACJI KREDYTOWEJ S.A.

Tomasz Michalak
MINISTRY OF FINANCE

Sebastian Michalik
CARGO-PARTNER SPEDYCJA SP. Z O.O.

Tomasz Michalik
MDDP MICHALIK DEUSKA DZIEDZIC
I PARTNERZY

Marko Mihajic
MAERSK LINE POLAND

Robert Mikulski
STOPCZYK & MIKULSKI

Michał Niemirowicz-Szczytt
BNT NEUPERT ZAMORSKA & PARTNERZY
SP.J.

Zygmunt Niewiadomski
WARSAW SCHOOL OF ECONOMICS

Joanna Nowakowska-Drapała
NOTARIAT POLSKI

Filip Opoka
DLA PIPER WIATER SP.K.

Krzysztof Pawlak
SOŁTYSIŃSKI KAWECKI & SZLĘZAK

Alexandra Pereira dos Reis
RAPOSO BERNARDO & ASSOCIADOS

Łukasz Piebiak
MINISTRY OF JUSTICE

Włodzimierz Płachciński
SKANSKA S.A.

Adrian Praczkuk
MINISTRY OF FINANCE

Tomasz Protas
WARBUD

Barthomiej Raczkowski
BARTLOMIEJ RACZKOWSKI KANCELARIA
PRAWA PRACY

Karol Ruszkowski
HOGAN LOVELLS (WARSZAWA) LLP

Piotr Sadownik
GIDE LOYRETTE NOUËL POLAND
WARSAW

Aneta Saramak
DELOITTE DORADZTWO PODATKOWE
SP. Z O.O.

Katarzyna Sarek
BARTLOMIEJ RACZKOWSKI KANCELARIA
PRAWA PRACY

Joanna Sebzda-Zaluska
GWW LEGAL

Karol Skibniewski
SOŁTYSIŃSKI KAWECKI & SZLĘZAK

Zbigniew Skórczyński
CHADBOURNE & PARKE LLP

Marek Sosnowski
GIDE LOYRETTE NOUËL POLAND
WARSAW

Michał Steinhagen
WARDYŃSKI & PARTNERS

Michał Suska
ERGONOMIX

Peter Świecicki
SQUIRE SANDERS ŚWIECICKI KRZEŚNIAK
SP.K.

Izabela Szczygielska
WKB WIERCINSKI, KWIECINSKI, BAEHR

Łukasz Szegda
WARDYŃSKI & PARTNERS

Maciej Szwedowski
SQUIRE SANDERS ŚWIECICKI KRZEŚNIAK
SP.K.

Anna Tarasiuk-Flodrowska
HOGAN LOVELLS (WARSZAWA) LLP

Dariusz Tokarczuk
GIDE LOYRETTE NOUËL POLAND
WARSAW

Ryszard Trykosko
POLISH ASSOCIATION OF CIVIL
ENGINEERS

Dominika Wagrodzka
BNT NEUPERT ZAMORSKA & PARTNERZY
SP.J.

Dariusz Wasylkowski
WARDYŃSKI & PARTNERS

Jerzy Widzyk
WARBUD

Robert Windmill
WINDMILL GASIEWSKI & ROMAN
LAW OFFICE

Steven Wood
BLACKSTONES

Tomasz Zabost
PROLOGIS

Małgorzata Zamorska
BNT NEUPERT ZAMORSKA & PARTNERZY
SP.J.

Grazyna Zaremba
RUSSELL BEDFORD DZO SP. Z
O.O. - MEMBER OF RUSSELL BEDFORD
INTERNATIONAL

PORTUGAL

Victor Abrantes

Joana Abreu
ABREU ADVOGADOS

Bruno Andrade Alves
PwC PORTUGAL

Natália Garcia Alves
ABREU ADVOGADOS

Nuno Alves Mansilha
MIRANDA CORREIA AMENDEIRA
& ASSOCIADOS - SOCIEDADE DE
ADVOGADOS RL

Joana Andrade Correia
RAPOSO BERNARDO & ASSOCIADOS

Filipa Arantes Pedroso
MORAIS LEITÃO, GALVÃO TELES,
SOARES DA SILVA & ASSOCIADOS,
MEMBER OF LEX MUNDI

Miguel Azevedo
GARRIGUES PORTUGAL S.L.P. -
SUCURSAL

Diana Bandeira
PEDRO RAPOSO & ASSOCIADOS

João Banza
PwC PORTUGAL

Manuel P. Barrocas
BARROCAS ADVOGADOS

Mark Bekker
BEKKER LOGISTICA

João Cadete de Matos
BANCO DE PORTUGAL

Rui Capote
PLEN - SOCIEDADE DE ADVOGADOS,
RL

Fernando Cardoso da Cunha
GALI MACEDO & ASSOCIADOS

Tiago Castanheira Marques
ABREU ADVOGADOS

Susana Cebola
INSTITUTO DOS REGISTOS E DO
NOTARIADO

Marcelo Correia Alves
BARROCAS ADVOGADOS

Joaquim Correia Teixeira
EDP DISTRIBUIÇÃO - ENERGIA, SA

Andreia Damásio
PEDRO RAPOSO & ASSOCIADOS

Miguel de Avillez Pereira
ABREU ADVOGADOS

Cristina Dein
DEIN ADVOGADOS

João Duarte de Sousa
GARRIGUES PORTUGAL S.L.P. -
SUCURSAL

Jaime Esteves
PwC PORTUGAL

Bruno Ferreira
GARRIGUES PORTUGAL S.L.P. -
SUCURSAL

Sofia Ferreira Enriquez
RAPOSO BERNARDO & ASSOCIADOS

Ana Filipa Ribeiro
PwC PORTUGAL

Tereza Garcia André
MIRANDA CORREIA AMENDEIRA
& ASSOCIADOS - SOCIEDADE DE
ADVOGADOS RL

Francisco Goes Pinheiro
AVM ADVOGADOS

Nuno Pimentel Gomes
ABREU ADVOGADOS

Patricia Gomes
MORAIS LEITÃO, GALVÃO TELES,
SOARES DA SILVA & ASSOCIADOS,
MEMBER OF LEX MUNDI

Tania Gomes
NEVILLE DE ROUGEMONT &
ASSOCIADOS

Paulo Henriques
P. HENRIQUES - CONSULTORIA, LDA

Miguel Inácio Castro
MOUTEIRA GUERREIRO, ROSA AMARAL
& ASSOCIADOS - SOCIEDADE DE
ADVOGADOS R.L.

Francisco Lemos
AVM ADVOGADOS PORTUGAL

Tiago Lemos
PLEN - SOCIEDADE DE ADVOGADOS,
RL

Bruno Lobato
MOUTEIRA GUERREIRO, ROSA AMARAL
& ASSOCIADOS - SOCIEDADE DE
ADVOGADOS R.L.

Jorge Pedro Lopes
POLYTECHNIC INSTITUTE OF BRAGANÇA

Rita Lopes
MORAIS LEITÃO, GALVÃO TELES,
SOARES DA SILVA & ASSOCIADOS,
MEMBER OF LEX MUNDI

Helga Lopes Ribeiro
MOUTEIRA GUERREIRO, ROSA AMARAL
& ASSOCIADOS - SOCIEDADE DE
ADVOGADOS R.L.

Tiago Gali Macedo
GALI MACEDO & ASSOCIADOS

Ana Margarida Maia
MIRANDA CORREIA AMENDEIRA
& ASSOCIADOS - SOCIEDADE DE
ADVOGADOS RL

Miguel Marques dos Santos
GARRIGUES PORTUGAL S.L.P. -
SUCURSAL

Isabel Martínez de Salas
GARRIGUES PORTUGAL S.L.P. -
SUCURSAL

Bruna Melo
PwC PORTUGAL

Susana Melo
GRANT THORNTON LLP

Joaquim Luis Mendes
GRANT THORNTON LLP

Marianne Mendes Webber
SOUZA, CESCON, BARRIEU & FLESCH
ADVOGADOS

João Moucheira
INSTITUTO DOS REGISTOS E DO
NOTARIADO

António Mouteira Guerreiro
MOUTEIRA GUERREIRO, ROSA AMARAL
& ASSOCIADOS - SOCIEDADE DE
ADVOGADOS R.L.

Rodrigo Natanael Costa
PwC PORTUGAL

Vânia Nicolau
PEDRO RAPOSO & ASSOCIADOS

Rita Nogueira Neto
GARRIGUES PORTUGAL S.L.P. -
SUCURSAL

Benedita Nunes
MORAIS LEITÃO, GALVÃO TELES,
SOARES DA SILVA & ASSOCIADOS,
MEMBER OF LEX MUNDI

Catarina Nunes
PwC PORTUGAL

Vitorino Oliveira
INSTITUTO DOS REGISTOS E DO
NOTARIADO

Rui Peixoto Duarte
ABREU ADVOGADOS

Pedro Pereira Coutinho
GARRIGUES PORTUGAL S.L.P. -
SUCURSAL

António Luís Pereira Figueiredo
INSTITUTO DOS REGISTOS E DO
NOTARIADO

Tiago Pereira Monteiro
AVM ADVOGADOS

Inga Petkelyte-Kilieviciene
KPL LEGAL

Frederica Pinto
RAPOSO BERNARDO & ASSOCIADOS

Andreia Pires Prazeres
PwC PORTUGAL

Acácio Pita Negrão
PLEN - SOCIEDADE DE ADVOGADOS,
RL

Rita Pitacas
PEDRO RAPOSO & ASSOCIADOS

Nelson Raposo Bernardo
RAPOSO BERNARDO & ASSOCIADOS

Pedro Reis e Silva
PEDRO RAPOSO & ASSOCIADOS

Maria João Ricou
CUATRECASAS, GONÇALVES PEREIRA

Filomena Rosa
INSTITUTO DOS REGISTOS E DO
NOTARIADO

Francisco Salgueiro
NEVILLE DE ROUGEMONT &
ASSOCIADOS

Maria do Ceu Santiago
MCS ADVOGADOS

Pedro Santos
GRANT THORNTON LLP

Raquel Santos
MORAIS LEITÃO, GALVÃO TELES,
SOARES DA SILVA & ASSOCIADOS,
MEMBER OF LEX MUNDI

Filipe Santos Barata
GÓMEZ-ACEBO & POMBO ABOGADOS,
S.L.P. SUCURSAL EM PORTUGAL

Susana Santos Valente
PEDRO RAPOSO & ASSOCIADOS

Cristina Serrazina
PEDRO RAPOSO & ASSOCIADOS

Ana Sofia Silva
CUATRECASAS, GONCALVES PEREIRA

Carmen Silva
CREDINFORMAÇÕES/ EQUIFAX

Luís Filipe Sousa
PWC PORTUGAL

Francisco Sousa Guedes
SGOC SOUSA GUEDES, OLIVEIRA
COUTO & ASSOCIADOS, SOC.
ADVOGADOS R.L.

Carmo Sousa Machado
ABREU ADVOGADOS

Rui Souto
PEDRO RAPOSO & ASSOCIADOS

João Paulo Teixeira de Matos
GARRIGUES PORTUGAL S.L.P. -
SUCURSAL

Ricardo Veloso
VMP - VELOSO, MENDES, PATOE
ASSOCIADOS, SOCIEDADE DE
ADVOGADOS RL

António Vicente Marques
AVM ADVOGADOS

PUERTO RICO (U.S.)

TRANSUNION DE PUERTO RICO

Viviana Aguilu
PWC PUERTO RICO

Alfredo Alvarez-Ibañez
O'NEILL & BORGES

Salvador Antonetti
O'NEILL & BORGES

Juan Aquino
O'NEILL & BORGES

Antonio A. Arias-Larcada
MCCONNELL VALDÉS LLC

Vanessa Badillo
O'NEILL & BORGES

Hermann Bauer
O'NEILL & BORGES

Nikos Buxeda Ferrer
ADSUAR MUÑOZ GOYCO SEDA &
PÉREZ-OCHOA, PSC

Jorge Capó Matos
O'NEILL & BORGES

Samuel Céspedes Jr.
MCCONNELL VALDÉS LLC

Odemaris Chacon
WILLIAM ESTRELLA | ATTORNEYS &
COUNSELORS

Walter F. Chow
O'NEILL & BORGES

Manuel De Lemos
MANUEL DE LEMOS AIA

Myrtelela Diaz-Pedrosa
ADSUAR MUÑOZ GOYCO SEDA &
PÉREZ-OCHOA, PSC

Antonio Escudero
MCCONNELL VALDÉS LLC

Alfonso Fernandez
IVYPORT LOGISTICAL SERVICES INC.

Ubaldo Fernandez
O'NEILL & BORGES

Bennett Díaz Figueroa
COLEGIO DE ARQUITECTOS Y
ARQUITECTOS PAISAJISTAS DE PUERTO
RICO

Julio A. Galíndez
FPV & GALÍNDEZ CPAs, PSC
- MEMBER OF RUSSELL BEDFORD
INTERNATIONAL

Rocio Herrera
BANCO POPULAR DE PUERTO RICO

Pedro Janer
CMA ARCHITECTS & ENGINEERS LLP

Larissa Maldonado
AMERICAN BAR ASSOCIATION

Jerry Marrero
O'NEILL & BORGES

Oscar O Meléndez-Sauri
MALLEY TAMARGO & MELÉNDEZ-
SAURI, LLC

Luis Mongil-Casasnovas
MARTINEZ ODELL & CALABRIA

Jose Morales
MULTI-PAK POSTAL SERVICE

Isis Perez
O'NEILL & BORGES

Victor Rodriguez
MULTITRANSPORT & MARINE CO.

Victor Rodriguez
PWC PUERTO RICO

Ana Margarita Rodríguez
O'NEILL & BORGES

Victor R. Rodriguez
O'NEILL & BORGES

Loudres Rodriguez-Morera

Antonio Roig
O'NEILL & BORGES

Edgardo Rosa-Ortiz
FPV & GALÍNDEZ CPAs, PSC
- MEMBER OF RUSSELL BEDFORD
INTERNATIONAL

Jorge M. Ruiz Montilla
MCCONNELL VALDÉS LLC

Patricia Salichs-Rosselló
MCCONNELL VALDÉS LLC

Jaime Santos
PIETRANTONI MÉNDEZ & ALVAREZ LLP

Eduardo Tamargo
MALLEY TAMARGO & MELÉNDEZ-
SAURI, LLC

Jennifer Tejada
BANCO POPULAR DE PUERTO RICO

Paola Ubiñas
O'NEILL & BORGES

Tania Vazquez Maldonado
BANCO POPULAR DE PUERTO RICO

Travis Wheatley
O'NEILL & BORGES

Nayuan Zouairabani
O'NEILL & BORGES

QATAR

BADRI AND SALIM EL MEOUCHI LAW
FIRM, MEMBER OF INTERLEGES

Hani Al Naddaf
AL TAMIMI & COMPANY ADVOCATES
& LEGAL CONSULTANTS

Rashed Albuflasa
NOBLE GLOBAL LOGISTICS

A. Rahman Mohamed Al-Jufairi
ADVOCATES & LEGAL CONSULTANTS

Monita Barghachieh
PINSENT MASON'S LLP

Arnaud Depierrefeu
UGGC AVOCATS DOHA

Karim El Gebaily
TALAL ABU GHAZALEH LEGAL (TAG-
LEGAL)

Fouad El Haddad
LALIVE LLC

Chadia El Meouchi
BADRI AND SALIM EL MEOUCHI LAW
FIRM, MEMBER OF INTERLEGES

James Elwen
PINSENT MASON'S LLP

Dalal K. Farhat Harb
ARAB ENGINEERING BUREAU

Karim Hamdy
SULTAN AL-ABDULLA & PARTNERS

Walid Honein
BADRI AND SALIM EL MEOUCHI LAW
FIRM, MEMBER OF INTERLEGES

Rafiq Jaffer
AL TAMIMI & COMPANY ADVOCATES
& LEGAL CONSULTANTS

Upuli Kasthuriarachchi
PWC QATAR

Sajid Khan
PWC QATAR

Frank Lucente
AL TAMIMI & COMPANY ADVOCATES
& LEGAL CONSULTANTS

Elias Matni
BADRI AND SALIM EL MEOUCHI LAW
FIRM, MEMBER OF INTERLEGES

Arnaud Montouché
UGGC AVOCATS DOHA

Declan Mordaunt
PWC QATAR

Safwan Moubaydeen
DENTONS

Nadine Naji
DENTONS

Zaher Nammour
DENTONS

Charbel Neaman
CLYDE & CO.

Sujani Nisansala
PWC QATAR

Michael Palmer
PATTON BOGGS LLP

Mohamed Riaz
SULTAN AL-ABDULLA & PARTNERS

David Salt
CLYDE & CO.

Annette Seiffert
CLYDE & CO.

Zain Al Abidin Sharar
QATAR FINANCIAL MARKETS
AUTHORITY (QFMA)

ROMANIA

NATIONAL TRADE REGISTRY OFFICE

NATIONAL UNION OF CIVIL LAW
NOTARIES OF ROMANIA

Nicolaie Adam
ȚUCA ZBĂRCEA & ASOCIAȚII

Ana Anghel
ANGHEL STABB & PARTNERS

Cosmin Anghel
CLIFFORD CHANCE BADEA SCA

Mihai Anghel
ȚUCA ZBĂRCEA & ASOCIAȚII

Gabriela Anton
ȚUCA ZBĂRCEA & ASOCIAȚII

Andrei Badiu
3B EXPERT AUDIT - MEMBER OF
RUSSELL BEDFORD INTERNATIONAL

Florina Balanescu
ENEL

Emanuel Băncilă
D&B DAVID ȘI BAIAS LAW FIRM

Irina Elena Bănică
POP PEPA SCA ATTORNEYS-AT-LAW

Alexandra Barac
POP PEPA SCA ATTORNEYS-AT-LAW

Monica Bicuisca
ANGHEL STABB & PARTNERS

Paula Boteanu
DLA PIPER DINU SCA

Alin Buftea
DLA PIPER DINU SCA

Alice Burtea
POP PEPA SCA ATTORNEYS-AT-LAW

Maria Cambien
PWC ROMANIA

Vadim Chiriac
DLA PIPER DINU SCA

Diana Chitea
D&B DAVID ȘI BAIAS LAW FIRM

Alin Chitu
ȚUCA ZBĂRCEA & ASOCIAȚII

Mariana Ciocoiu
JINGA, MARAVELA & ASOCIAȚII

Cristina Ciuca
D&B DAVID ȘI BAIAS LAW FIRM

Veronica Cocârlea
JINGA, MARAVELA & ASOCIAȚII

Raluca Coman
CLIFFORD CHANCE BADEA SCA

Anamaria Corbescu
SALANS FMC SNR DENTON EUROPE -
TODOR ȘI ASOCIAȚII SCA

Oana Cornescu
ȚUCA ZBĂRCEA & ASOCIAȚII

Tiberiu Csaki
SALANS FMC SNR DENTON EUROPE -
TODOR ȘI ASOCIAȚII SCA

Radu Damaschin
NESTOR NESTOR DICULESCU KINGSTON
PETERSEN

Crina Danila
MUȘAT & ASOCIAȚII

Peter De Ruitter
PWC ROMANIA

Luminita Dima
NESTOR NESTOR DICULESCU KINGSTON
PETERSEN

Adriana Dobre
D&B DAVID ȘI BAIAS LAW FIRM

Madalina Dobre
D&B DAVID ȘI BAIAS LAW FIRM

Rodica Dobre
PWC ROMANIA

Monia Dobrescu
MUȘAT & ASOCIAȚII

Ion Dragulin
NATIONAL BANK OF ROMANIA

Marina Dranga
DRAKOPOULOS LAW FIRM

Laura Adina Duca
NESTOR NESTOR DICULESCU KINGSTON
PETERSEN

Alina Dumitrascu
CABINET CONSULTANTA ECONOMICA
MERCESCU

Serban Epure
BIROUL DE CREDIT

Georgiana Evi
CLIFFORD CHANCE BADEA SCA

Oana Felea
POP PEPA SCA ATTORNEYS-AT-LAW

Iulia Ferăstrău-Grigore
JINGA, MARAVELA & ASOCIAȚII

Sorina Galea
PWC ROMANIA

Adriana Gaspar
NESTOR NESTOR DICULESCU KINGSTON
PETERSEN

Monica Georgiadis
DLA PIPER DINU SCA

Laurentiu Gorun
DRAKOPOULOS LAW FIRM

Mădălina Grigoraș
JINGA, MARAVELA & ASOCIAȚII

Marius Grigorescu
LEAUA & ASOCIAȚII

Adina Grosu
SALANS FMC SNR DENTON EUROPE -
TODOR ȘI ASOCIAȚII SCA

Argentina Hincu
SALANS FMC SNR DENTON EUROPE -
TODOR ȘI ASOCIAȚII SCA

Ana-Maria Hrituc
SULICA PROTOPOPESCU VONICA

Cristina Iacobescu
POP PEPA SCA ATTORNEYS-AT-LAW

Diana Emanuela Ispas
NESTOR NESTOR DICULESCU KINGSTON
PETERSEN

Horia Ispas
ȚUCA ZBĂRCEA & ASOCIAȚII

Mihai Jelea
EVERSHEDS LINA & GUIA SCA

Mircea Jinga
JINGA, MARAVELA & ASOCIAȚII

Crenguta Leaua
LEAUA & ASOCIAȚII

Andreea Lepadatu
SALANS FMC SNR DENTON EUROPE -
TODOR ȘI ASOCIAȚII SCA

Cristian Lina
LINA & GUIA SCA

Edita Lovin
RETIRED JUDGE OF ROMANIAN SUPREME
COURT OF JUSTICE

Ileana Lucian
MUȘAT & ASOCIAȚII

Andreea-Maria Lupulet
POP PEPA SCA ATTORNEYS-AT-LAW
PWC ROMANIA

Smaranda Mandrescu
POP PEPA SCA ATTORNEYS-AT-LAW

Dumitru Viorel Manescu
NATIONAL UNION OF CIVIL LAW
NOTARIES OF ROMANIA

Gelu Maravela
JINGA, MARAVELA & ASOCIAȚII

Alina Matei
SĂVESCU & ASOCIAȚII

Neil McGregor
MCGREGOR & PARTNERS S.C.A.

Carmen Medar
D&B DAVID ȘI BAIAS LAW FIRM

Mariana Mercescu
CABINET CONSULTANTA ECONOMICA
MERCESCU

Cătălina Mihăilescu
ȚUCA ZBĂRCEA & ASOCIAȚII

Mihaela Mihu
SALANS FMC SNR DENTON EUROPE -
TODOR ȘI ASOCIAȚII SCA

Dan Minoiu
MUȘAT & ASOCIAȚII

Bianca Mircea
POP PEPA SCA ATTORNEYS-AT-LAW

Ana Mirea
CLIFFORD CHANCE BADEA SCA

Ioana Morar
DLA PIPER DINU SCA

Mona Musat
MUȘAT & ASOCIAȚII

Razvan Nanescu
NESTOR NESTOR DICULESCU KINGSTON
PETERSEN

Carmen Năstase
ȚUCA ZBĂRCEA & ASOCIAȚII

Adriana Neagoe
NATIONAL BANK OF ROMANIA

Manuela Marina Nestor
NESTOR NESTOR DICULESCU KINGSTON
PETERSEN

Theodor Catalin Nicolescu
NICOLESCU & PERIANU LAW FIRM

Ariana Elena Pantea
JINGA, MARAVELA & ASOCIAȚII

Marius Pătrășcanu
JINGA, MARAVELA & ASOCIAȚII

Steven Pepa
POP PEPA SCA ATTORNEYS-AT-LAW

Laurențiu Petre
SĂVESCU & ASOCIAȚII

Alina Pintica
ȚUCA ZBĂRCEA & ASOCIAȚII

Monica Pirvulescu
POP PEPA SCA ATTORNEYS-AT-LAW

Ana Maria Placintescu
MUȘAT & ASOCIAȚII

Carolina Plețniuc
LINA & GUIA SCA

Claudiu Pop
POP PEPA SCA ATTORNEYS-AT-LAW

Alina Elena Popescu
JINGA, MARAVELA & ASOCIAȚII

Iulian Popescu
MUȘAT & ASOCIAȚII

Mariana Popescu
NATIONAL BANK OF ROMANIA

Tiberiu Potyesz
BITTRANS LTD.

Elena Protescu
DLA PIPER DINU SCA

Sebastian Radocea
ȚUCA ZBĂRCEA & ASOCIAȚII

Cristian Radu
ȚUCA ZBĂRCEA & ASOCIAȚII

Laura Radu
STOICA & ASOCIAȚII - SOCIETATE CIVILĂ DE AVOCAȚI

Ana Maria Ralea
D&B DAVID ȘI BAIAS LAW FIRM

Alexandra-Elena Rimbu
JINGA, MARAVELA & ASOCIAȚII

Anda Rojanschi
D&B DAVID ȘI BAIAS LAW FIRM

Angela Rosca
TAXHOUSE SRL

Adrian Rotaru
CLIFFORD CHANCE BADEA SCA

Silvia Sandu
MUȘAT & ASOCIAȚII

Raluca Sanucean
ȚUCA ZBĂRCEA & ASOCIAȚII

Andrei Săvescu
SĂVESCU & ASOCIAȚII

Alexandru Slujitoru
D&B DAVID ȘI BAIAS LAW FIRM

Catalina Sodolescu
NESTOR NESTOR DICULESCU KINGSTON PETERSEN

Oana Soviani
SALANS FMC SNR DENTON EUROPE - TODOR SI ASOCIATII SCA

David Stabb
ANGHEL STABB & PARTNERS

Anca Stanculescu
LAW OFFICES CORNEL TABARTA

Lorena Stanculescu
LAW OFFICES LORENA STANCIULESCU

Ionut Stancu
NESTOR NESTOR DICULESCU KINGSTON PETERSEN

Sorin Corneliu Stratula
STRATULA MOCANU & ASOCIATII

Mariana Sturza
ȚUCA ZBĂRCEA & ASOCIAȚII

Roxana Talasman Abrasu
NESTOR NESTOR DICULESCU KINGSTON PETERSEN

Ruxandra Tarlescu
PWC ROMANIA

Florin Tineghe
DLA PIPER DINU SCA

Laura Tiuca
SALANS FMC SNR DENTON EUROPE - TODOR SI ASOCIATII SCA

Andra Trantea
DLA PIPER DINU SCA

Ada Țucă
JINGA, MARAVELA & ASOCIAȚII

Anca Maria Ulea
MUȘAT & ASOCIAȚII

Cristina Vedel
POP PEPA SCA ATTORNEYS-AT-LAW

RUSSIAN FEDERATION

ALLEN & OVERY LLP

ESPRO REAL ESTATE

Andrei Afanasiev
BAKER & MCKENZIE - CIS, LIMITED

Marat Agabalyan
HERBERT SMITH FREEHILLS CIS LLP

Alexey Agafonov
NORTH STAR

Mike Allen
RUSSIA CONSULTING LLC

Julia Andreeva
CAPITAL LEGAL SERVICES LLC

Anatoly E. Andriash
NORTON ROSE FULBRIGHT (CENTRAL EUROPE) LLP

Mikhail Anosov
CAPITAL LEGAL SERVICES LLC

Irina Anuykhina
ALRUD LAW FIRM

Stefan Bakh
PUBLISHING HOUSE CUSTOMS TERMINALS

Konstantin Baranov
CMS LEGAL

Maxim Barashev
BARABASHEV & PARTNERS LAW FIRM

Edward Bekeschenko
BAKER & MCKENZIE

Derek Bloom
CAPITAL LEGAL SERVICES LLC

Egor Bogdanov
GIDE LOYRETTE NOUËL, MEMBER OF LEX MUNDI

Margarita Borisenkova
BADIS

Julia Borozdna
PEPELAEV GROUP

Alexander Bryantsev
LEVINE BRIDGE

Sergey Budylin
ROCHE & DUFFAY

Maria Bykovskaya
GIDE LOYRETTE NOUËL, MEMBER OF LEX MUNDI

Aleksandr Bystrov
JSC ALAN CARGO

Svetlana Chechina
BAKER & MCKENZIE - CIS, LIMITED

Vasina Ekaterina
ALRUD LAW FIRM

Valeria Fedyuk
DLA PIPER RUS LIMITED

Evgenia Fomicheva
MOSINZHPROEKT OJSC

Olga Fonotova
NORTON ROSE FULBRIGHT (CENTRAL EUROPE) LLP

Elvira Gadelshina
KHRENOV & PARTNERS

Oleg Ganeles
Roman Goldberg

Victoria Gourinovitch
GROUPE SEB

Andrey Grinev
STATE DEVELOPMENT

Andrey Gruzintsev
NORTH STAR

Julia Iglina
EGOROV PUGINSKY AFANASIEV & PARTNERS

Maria Ivakina
ALRUD LAW FIRM

Ivan Ivanov
FINEC

Anna Ivanova
EGOROV PUGINSKY AFANASIEV & PARTNERS

Anton Kalanov
INTEREXPERTIZA LLC, MEMBER OF AGN INTERNATIONAL

Guzaliya Kamalova
BADIS

Pavel Karpunin
CAPITAL LEGAL SERVICES LLC

Ekaterina Karunets
BAKER & MCKENZIE - CIS, LIMITED

Alexander Khretinin
HERBERT SMITH FREEHILLS CIS LLP

Sergey Klimiashvili
JSC ALAN CARGO

Anastasia Konovalova
NORTON ROSE FULBRIGHT (CENTRAL EUROPE) LLP

Oksana Kostenko
CMS LEGAL

Igor Kostjuk
HOUGH TROFIMOV & PARTNERS

Alyona Kozyreva
NORTON ROSE FULBRIGHT (CENTRAL EUROPE) LLP

Aleksey Kryuchkov
DSK-1 JSC

Artem Kukin
YUST LAW FIRM

Victoria Kushner
PEPELAEV GROUP

Natalia Kuznetsova
RUSSIN & VECCHI

Ekaterina Evgenievna Lamanova
MOESK

Vitalii Larionov
ROSSTANDART

David Lasfargue
GIDE LOYRETTE NOUËL, MEMBER OF LEX MUNDI

Olga Leonova
ROCHE & DUFFAY

Stepan Lubavsky
FINEC

Dmitry Lyakhov
RUSSIN & VECCHI

Igor N. Makarov
BAKER & MCKENZIE - CIS, LIMITED

Borisenkova Margarita
BADIS

Andrey Mikhailov
HOUGH TROFIMOV & PARTNERS

Ekaterina Motyvan
YUST LAW FIRM

Radmila Nikitina
YUST LAW FIRM

Elena Ogawa
LEVINE BRIDGE

Aleksandr Panarin
LOGISTIC SERVICE

Andrey Panov
NORTON ROSE FULBRIGHT (CENTRAL EUROPE) LLP

Sergey Parinov
RUSSIN & VECCHI

Roman Peikrishvili
TNB-LINE

Andrey Pestov
ZAO 2B2

Yulia Petrakova
ALRUD LAW FIRM

Sergei Pikin
ENERGY DEVELOPMENT FUND

Olga Pimanova
ALRUD LAW FIRM

Vyacheslav Platonov
MOSCOW MUNICIPALITY DEPARTMENT OF URBAN POLICY

Anna Polishuk
STATE DEVELOPMENT

Victor Poslavsky
GROUPE SEB

Sergey Pozdnyakov
ZAO ZNAK

Maxim Rasputin
EGOROV PUGINSKY AFANASIEV & PARTNERS

Vera Rikhterman
EGOROV PUGINSKY AFANASIEV & PARTNERS

Mark Rovinskiy
EGOROV PUGINSKY AFANASIEV & PARTNERS

Jonathan Russin
RUSSIN & VECCHI

Stanislav Sachnev
RUSSIN & VECCHI

Maria Sarycheva
DLA PIPER RUS LIMITED

André Scholz
RÖDL & PARTNER

Kirill Shcherbakov
BARABASHEV & PARTNERS LAW FIRM

Victoria Sivachenko
ALRUD LAW FIRM

Inga Skvortsova
LAW FIRM CLIFF

Alexey Soldatov
ABU ACCOUNTING SERVICES

Maria Solovykh
ALRUD LAW FIRM

Valentina Subbotina
INTEREXPERTIZA LLC, MEMBER OF AGN INTERNATIONAL

Ivetta Tchistiakova-Berd
GIDE LOYRETTE NOUËL, MEMBER OF LEX MUNDI

Ivan Teselkin
HERBERT SMITH FREEHILLS CIS LLP

Ilya Titov
HOUGH TROFIMOV & PARTNERS

Elena Tretuihina
VTB

Irina Vasileva
MAJOR

Nikolay Vereshko
MIKHAILOV & PARTNERS - MEMBER OF RUSSELL BEDFORD INTERNATIONAL

Aleksei Volkov
NATIONAL BUREAU OF CREDIT HISTORIES

Maria Yadykina (Gorban)
GIDE LOYRETTE NOUËL, MEMBER OF LEX MUNDI

Maxim Yashkov
PUBLISHING HOUSE CUSTOMS TERMINALS

Vladislav Zabrodin
CAPITAL LEGAL SERVICES LLC

Marina Zaykova
CLOSED STOCK COMPANY STS ENERGY

Roman Zhavner
EGOROV PUGINSKY AFANASIEV & PARTNERS

Evgeny Zhilin
YUST LAW FIRM

RWANDA

BOLLORÉ AFRICA LOGISTICS

BRALIRWA LTD.

NATIONAL BANK OF RWANDA

Emmanuel Abijuru
CAPITAL PERFORMANCE ADVOCATES

Alberto Basomिंगera
CABINET D'AVOCATS MHAYIMANA

Eric Cyaga
K-SOLUTIONS AND PARTNERS

Patrick Gashagaza
DELOITTE LLP

Edward Gasore
NATIONAL BANK OF RWANDA

Jean Havugimana
ECODESEPT LTD.

Francois Xavier Kalinda
UNIVERSITÉ NATIONALE DU RWANDA

Desiré Kamanzi
ENSAFRICA RWANDA

Marcellin Kamanzi
Julien Kavaruganda

K-SOLUTIONS AND PARTNERS

Théophile Kazeneza
CABINET D'AVOCATS KAZENEZA

Bernice Kimacia
PwC

Isaïe Mhayimana
CABINET D'AVOCATS MHAYIMANA

Frobisher Mugambwa
PwC UGANDA

Richard Mugisha
TRUST LAW CHAMBERS

Elonie Mukandoli
NATIONAL BANK OF RWANDA

Léopold Munderere
CABINET D'AVOCATS-CONSEILS

Claude Mutabazi Abayo
MUTABAZI ABAYO LAW FIRM

Pothin Muvara
Frank Muvunyi

EWSA

Ernest Mwiza
TOWN NICE VIEW

Kizito Niyonshuti
ENSAFRICA RWANDA

Aimable Nkuranga
CREDIT REFERENCE BUREAU AFRICA LTD.

Martin Nkurunziza
DELOITTE LLP

Joy Ntare
NATIONAL BANK OF RWANDA

Hervé Ntege
ENSAFRICA RWANDA

Lewis Manzi Rugema
ECOBANK RWANDA LTD.

Lucien Ruterana
EWSA

Etienne Ruzibiza

Sandrali Sebakara
BUREAU D'ÉTUDES CAEDEC

Nelly Umugwaneza
ADVOCARE RWANDA

Florence Umurungi
FREIGHT LOGISTIC SERVICES LTD.

Lilian Uwanziga Mupende
ONE STOP CENTER

Ravi Vadgama
CRB HOLDINGS LIMITED

SAMOA

LEAVAI LAW

MINISTRY OF WORKS, TRANSPORT &
INFRASTRUCTURE

Mike Betham
TRANSAM LTD.

Lawrie Burich
QUANTUM CONTRAX LTD.

Shelly Burich
QUANTUM CONTRAX LTD.

Murray Drake
DRAKE & CO.

Ruby Drake
DRAKE & CO.

Fiona Ey
CLARKE EY LAWYERS

Richard Tapeni Faaiuasoo
RICHARD'S LAW FIRM

Anthony Frazier

Margaret Fruean
MINISTRY OF COMMERCE, INDUSTRY
AND LABOUR

Misa Ioane Esoto
MISA ELECTRICAL

Silifili Aumua Isaia Lameko
MINISTRY OF COMMERCE, INDUSTRY
AND LABOUR

Tuala Pat Leota
PUBLIC ACCOUNTANT

Leulua'ialii Tasi Malifa
MALIFA LAW

Arthur R. Penn
LESA MA PENN

Faletasi Sao
SAMOE REALTY ESTATE

Failetasi Elaine Seuao
MINISTRY OF COMMERCE, INDUSTRY
AND LABOUR

Keilani Soloi
SOLOI SURVEY SERVICES

SAN MARINO

Mauro Amici
AZIENDA AUTONOMA DI STATO PER I
SERVIZI PUBBLICI

Simone Arcangeli
AVVOCATO E NOTAIO

Renzo Balsimelli
UFFICIO URBANISTICA

Dennis Beccari
STUDIO LEGALE E NOTARILE MARANI-
BECCARI

Gian Luca Belluzzi
STUDIO COMMERCIALE BELLUZZI

Luciano Bollini
REGISTRO IMPRESE - UFFICIO
INDUSTRIA, ARTIGIANATO E COMMERCIO

Gianna Burgagni
STUDIO LEGALE E NOTARILE

Cecilia Cardogna
AVVOCATO E NOTAIO

Fabrizio Castiglioni
COSTRUZIONI EDILIZIE SAMMARINESI
(C.E.S.) S.A.

Debora Cenni
STUDIO LEGALE E NOTARILE

Alberto Chezzi
STUDIO CHEZZI

Marco Ciacci
BANCA AGRICOLA

Alessandro de Mattia
AZIENDA AUTONOMA DI STATO PER I
SERVIZI PUBBLICI

Gilberto Felici
TRIBUNALE UNICO DELLA REPUBBLICA DI
SAN MARINO

Simone Gatti
WORLD LINE

Mario Giannini
BANCA CENTRALE

Giovanni Guerra
TELECOM ITALIA SAN MARINO S.P.A.

Antonio Gumina
BANCA CENTRALE

Anna Maria Lonfernini
STUDIO LEGALE E NOTARILE

Cristina Lonfernini
STUDIO LEGALE E NOTARILE LONFERNINI

Erika Marani
STUDIO LEGALE E NOTARILE MARANI-
BECCARI

Fabio Mazza
BANCA CENTRALE

Lucia Mazza
UFFICIO TECNICO DEL CATASTO

Daniela Mina
STUDIO COMMERCIALE

Oscar Mina
AZIENDA AUTONOMA DI STATO PER I
SERVIZI PUBBLICI

Gianluca Minguzzi
ANTAO PROGETTI S.P.A.

Lorenzo Moretti
STUDIO LEGALE E NOTARILE

Alfredo Nicolini
LAWYER

Sara Pelliccioni
BUSSOLETTI NUZZO & ASSOCIATI
(BNM)

Valeria Pierfelici
TRIBUNALE UNICO DELLA REPUBBLICA DI
SAN MARINO

Cesare Pisani
TELECOM ITALIA SAN MARINO S.P.A.

Giuseppe Ragini
STUDIO NOTARILE E LEGALE

Roberto Ragini
ANTAO PROGETTI S.P.A.

Marco Giancarlo Rossini
STUDIO LEGALE E NOTARILE

Alessia Scarano
STUDIO SCARANO

Daniela Tombeni
S.M. STUDIO SPED

Marco Valli
BUSSOLETTI NUZZO & ASSOCIATI
(BNM)

Andrea Vivoli
BANCA CENTRALE

Monica Zafferani
DELOITTE STUDIO TRIBUTARIO E
SOCIETARIO

SÃO TOMÉ AND PRÍNCIPE

António de Barros A. Aguiar
SOCOGESTA

Eudes Aguiar
AGUIAR & PEDRONHO STUDIO

Adelino Amado Pereira
AMADO PEREIRA & ASSOCIADOS,
SOCIEDADE DE ADVOGADOS

Rui Amaral
MIRANDA CORREIA AMENDOEIRA &
ASSOCIADOS SÃO TOMÉ AND PRÍNCIPE

André Aureliano Aragão
JURISCONSULTA & ADVOGADO

Saul Fonseca
MIRANDA CORREIA AMENDOEIRA
& ASSOCIADOS - SOCIEDADE DE
ADVOGADOS RL

Amadeu Goncalves
MANUEL ROQUE LTDA.

Pedro Guiomar
SUPERMARITIME SÃO TOMÉ

Fernando Lima da Trindade
MINISTRY OF PUBLICS WORKS,
GEOGRAPHICAL-CADASTRE, NATURAL
RESOURCES, AND ENVIRONMENT

Raul Mota Cerveira
MIRANDA CORREIA AMENDOEIRA
& ASSOCIADOS - SOCIEDADE DE
ADVOGADOS RL

Guilherme Posser da Costa
POSSER DA COSTA ADVOGADOS
ASSOCIADOS

Hugo Rita
TERRA FORMA

Ana Roque
MANUEL ROQUE LTDA.

José Manuel Roque
MANUEL ROQUE LTDA.

Cláudia Santos Malaquias
MIRANDA CORREIA AMENDOEIRA
& ASSOCIADOS - SOCIEDADE DE
ADVOGADOS RL

Rui Veríssimo
SOARES DA COSTA

Teresa Veríssimo
SOARES DA COSTA

Antônio Vicente Marques
AVM ADVOGADOS

SAUDI ARABIA

ERNST & YOUNG

SAUDI ELECTRICITY COMPANY

Abdulaziz Abdullatif
AL-SOAB LAW FIRM

Asad Abedi
THE LAW FIRM OF HATEM ABBAS
GHAZZAWI & CO.

Fayyaz Ahmad
JONES LANG LASALLE

Anas Akel
BAFAKIH & NASSIEF

Fayez Aldebs
PWC SAUDI ARABIA

Abdullah Al-Hashim
AL-JADAAN & PARTNERS LAW FIRM

Omar AlHoshan
ALHOSHAN CPAs & CONSULTANTS -
CORRESPONDENT OF RUSSELL BEDFORD
INTERNATIONAL

Mohammed Al-Jadaan
AL-JADAAN & PARTNERS LAW FIRM

Yousef A. Al-Joufi
AL-JOUFI LAW FIRM

Nabil Abdullah Al-Mubarak
SAUDI CREDIT BUREAU - SIMAH

Bander A. Alnogaithan
THE LAW OFFICE OF BANDER
ALNOGAIATHAN

Saad Al-Owain
UNIFIED REGISTRY- MINISTRY OF
COMMERCE & INDUSTRY

Ahmed A. Al-Sabti
SAUDI ARABIAN GENERAL INVESTMENT
AUTHORITY

Mohammed Al-Soab
AL-SOAB LAW FIRM

Wicki Andersen
BAKER BOTTS LLP

John Balouziyeh
DENTONS

Majed Mohammed Garoub
LAW FIRM OF MAJED M. GAROUB

John Harris
JONES LANG LASALLE

Chadi F. Hourani
HOURANI & ASSOCIATES

Amgad Husein
DENTONS

Zaid Mahayni
LAW OFFICE OF HASSAN MAHASSNI

Eyad R. Reda
DLA PIPER

Nadeem Shaikh
GLOBE MARINE SERVICES CO.

Abdul Shakoor
GLOBE MARINE SERVICES CO.

Archana Sinha
RCS PVT. LTD. BUSINESS ADVISORS
GROUP

Arvind Sinha
RCS PVT. LTD. BUSINESS ADVISORS
GROUP

Peter Stansfield
AL-JADAAN & PARTNERS LAW FIRM

Abdul Aziz Zaibag
ALZAIBAG CONSULTANTS

Soudki Zawaydeh
PWC SAUDI ARABIA

SENEGAL

BOLLORÉ AFRICA LOGISTICS

SOCIÉTÉ CIVILE PROFESSIONNELLE
D'AVOCATS FRANÇOIS SARR &
ASSOCIÉS

Khaled Abou El Houda
CABINET KANJO KOITA

Symphorien Agbessadji
BCEAO

Ahmadou Al Aminou Lo
BCEAO

Magatte Dabo
TRANSFRET DAKAR

Cheikhou Dia
RMA SÉNÉGAL

Ibrahima Diagne
GAINDE 2000

Amadou Diouldé Diallo
MINISTÈRE DE L'URBANISME ET DE
L'ASSAINISSEMENT

Maciré Diallo
SCP NDIAYE & DIAGNE, NOTAIRES

Fidèle Dieme
SENELEC

Abdoul Aziz Dieng
CENTRE DE GESTION AGRÉÉ DE DAKAR

Issa Dione
SENELEC

Abdou Birahim Diop
DIRECTION DU DEVELOPPEMENT URBAIN

Amadou Diop
GAINDE 2000

Angelique Pouye Diop
AGENCE CHARGÉE DE LA PROMOTION
DE L'INVESTISSEMENT ET DES GRANDS
TRAVAUX

Fodé Diop
ART INGENIERIE AFRIQUE

Mohamed Abdoulaye Diop
BOLLORÉ AFRICA LOGISTICS

Andrée Diop-Depret
GA 2 D

Abdoulaye Drame
CABINET ABDLOULAYE DRAME

Amadou Drame
CABINET D'AVOCAT CHEIKH FALL

Cheikh Fall
CABINET D'AVOCAT CHEIKH FALL

Bakary Faye
BDS

Seynabou Faye
CABINET D'AVOCAT CHEIKH FALL

Balla Gningue
SCP MAME ADAMA GUEYE &
ASSOCIÉS

Antoine Gomis
SCP SENGHOR & SARR, NOTAIRES
ASSOCIÉS

Papa Bathie Gueye
RMA SÉNÉGAL

Mamadou Guye
CUSTOMS (DIRECTION DE LA
REGLEMENTATION DOUANIERE)

Alioune Ka
ÉTUDE SCP MES KA

Mahi Kane
PRICEWATERHOUSECOOPERS TAX &
LEGAL SA

Sidy Kanoute
AVOCAT À LA COUR

Mouhamed Kebe
GENI & KEBE

Ousseynou Lagnane
BDS

Moussa Mbacke
ÉTUDE NOTARIALE MOUSSA MBACKE

Dame Mbaye
TRANSFRET DAKAR

Birame Mbaye Seck
DIRECTION DU DEVELOPPEMENT URBAIN

Papa Alboury Ndao
RMA SÉNÉGAL

Aly Mar Ndiaye
COMMISSION DE RÉGULATION DU
SECTEUR DE L'ELECTRICITÉ

Amadou Moustapha Ndiaye
SCP NDIAYE & DIAGNE, NOTAIRES

Layti Ndiaye
BOLLORÉ AFRICA LOGISTICS

Mariam Ndiaye
PRICEWATERHOUSECOOPERS TAX &
LEGAL SA

Macodou Ndour
CABINET MOCODOU NDOUR

Moustapha Ndoye
CABINET MAITRE MOUSTAPHA NDOYE

Camille Razalison
CABINET JOHN W. FFOOKS & CO.

Babacar Sall
BDS

Elhadji Madiop Sene
COSELEC

Mbacké Sene
SENELEC

Daniel-Sédar Senghor
SCP SENGHOR & SARR, NOTAIRES
ASSOCIÉS

Yaya Sow
CADASTRE SENEGAL

Codou Sow-Seck
GENI & KEBE

Djibril Sy
SECOM-AFRIQUE

Ndongo Samba Sylla
FOUNDATION ROSA LUXEMBURG

Traore Tamsir Ousmane
TEX COURRIER

Babacar Thiome
SENELEC

Antoine Traore
BCEAO

Emmanuel Yehouessi
BCEAO

Diouf Yoro
COSELEC

SERBIA

PD ELEKTRODISTRIBUCIJA BEOGRAD
D.O.O.

Milos Andjelkovic
WOLF THEISS

Aleksandar Andrejic
PRICA & PARTNERS LAW OFFICE

Vlada Babic
AIR SPEED

Milan Brkovic
ASSOCIATION OF SERBIAN BANKS

Marina Bulatovic
WOLF THEISS

Ana Čalić
PRICA & PARTNERS LAW OFFICE

Ivan Cavdarevic
PRICA & PARTNERS LAW OFFICE

Jovan Cirkovic
HARRISON SOLICITORS

Vladimir Dabić
THE INTERNATIONAL CENTER FOR
FINANCIAL MARKET DEVELOPMENT

Vladimir Dasić
BOJOVIĆ DASIĆ KOJOVIĆ

Vera Davidović
MARIĆ, MALIŠIĆ & DOSTANIĆ O.A.D.,
CORRESPONDENT LAW FIRM OF GIDE
LOYRETTE NOUËL

Simon Dayes
CMS CAMERON MCKENNA

Stojan Denik
PWC SERBIA

Lidija Djerić
LAW OFFICES POPOVIC, POPOVIC,
SAMARDŽIJA & POPOVIC

Uroš Djordjević
ŽIVKOVIĆ & SAMARDŽIĆ LAW OFFICE

Nemanja Djukic
ŽIVKOVIĆ & SAMARDŽIĆ LAW OFFICE

Jelena Kuvelijc Dmitric
LAW OFFICES ZEČEVIĆ & LUKIĆ

Stefan Dobrić
LAW OFFICES JANKOVIĆ, POPOVIĆ
& MITIĆ

Veljko Dostanic
MARIĆ, MALIŠIĆ & DOSTANIĆ O.A.D.,
CORRESPONDENT LAW FIRM OF GIDE
LOYRETTE NOUËL

Dragan Draca
PWC SERBIA

Jelena Gazivoda
LAW OFFICES JANKOVIĆ, POPOVIĆ
& MITIĆ

Danica Gligorijevic
PRICA & PARTNERS LAW OFFICE

Ana Jankov
BOJOVIĆ DASIĆ KOJOVIĆ

Nikola Janković
LAW OFFICES JANKOVIĆ, POPOVIĆ
& MITIĆ

Milovan Jocovic
BOJOVIĆ DASIĆ KOJOVIĆ

Aleksandra Jovic
CMS CAMERON MCKENNA

Nemanja Kačavenda
A.D. INTEREUROPA, BELGRADE

Dimitris Katsaros
IKRP ROKAS & PARTNERS

Cedomir Kokanovic
NIKOLIĆ KOKANOVIĆ OTASEVIĆ LAW
OFFICE

Ivan Krsikapa
NINKOVIĆ LAW OFFICE

Zach Kuvizic
KUVIZIĆ & TADIĆ LAW OFFICE

Krzysztof Lipka
PWC SERBIA

Ruzica Macukat
SERBIAN BUSINESS REGISTERS AGENCY

Miladin Maglov
SERBIAN BUSINESS REGISTERS AGENCY

Rastko Malisic
MARIĆ, MALIŠIĆ & DOSTANIĆ O.A.D.,
CORRESPONDENT LAW FIRM OF GIDE
LOYRETTE NOUËL

Aleksandar Mančev
PRICA & PARTNERS LAW OFFICE

Ines Matijević-Papulin
HARRISON SOLICITORS

Jelena Milacic
NIKOLIĆ KOKANOVIĆ OTASEVIĆ LAW
OFFICE

Aleksandar Mladenović
IKRP ROKAS & PARTNERS

Marina Nikolic
MORAVČEVIĆ, VOJNOVIĆ &
ZDRAVKOVIĆ U SARADNJI SA
SCHONHERR

Dimitrije Nikolić
CARGO T. WEISS D.O.O.

Djurdje Ninković
NINKOVIĆ LAW OFFICE

Bojana Noskov
WOLF THEISS

Jelena Obradović
ŽIVKOVIĆ & SAMARDŽIĆ LAW OFFICE

Zvonko Obradović
SERBIAN BUSINESS REGISTERS AGENCY

Darija Ognjenović
PRICA & PARTNERS LAW OFFICE

Vladimir Perić
PRICA & PARTNERS LAW OFFICE

Mihajlo Prica
PRICA & PARTNERS LAW OFFICE

Ana Radivojević
PWC SERBIA

Ljiljana Ristic
KUVIZIĆ & TADIĆ LAW OFFICE

Stojan Semiz
CMS CAMERON MCKENNA

Dragana Stanojević
USAID BUSINESS ENABLING PROJECT
(BY CARDNO EMERGING MARKETS
USA)

Dubravka Stijović
MARIĆ, MALIŠIĆ & DOSTANIĆ O.A.D.,
CORRESPONDENT LAW FIRM OF GIDE
LOYRETTE NOUËL

Petar Stojanović
JOKSOVIĆ, STOJANOVIC AND PARTNERS

Ana Tomić
JOKSOVIĆ, STOJANOVIC AND PARTNERS

Jovana Tomić
ŽIVKOVIĆ & SAMARDŽIĆ LAW OFFICE

Snežana Tosić
SERBIAN BUSINESS REGISTERS AGENCY

Sanja Vesic
A.D. INTEREUROPA, BELGRADE

Srećko Vujaković
MORAVČEVIĆ, VOJNOVIĆ &
ZDRAVKOVIĆ U SARADNJI SA
SCHONHERR

Tanja Vukotić Marinković
SERBIAN BUSINESS REGISTERS AGENCY

Miloš Vulić
PRICA & PARTNERS LAW OFFICE

Miloš Živković
ŽIVKOVIĆ & SAMARDŽIĆ LAW OFFICE

SEYCHELLES

INTERNATIONAL LAW & CORPORATE
SERVICES LTD.

MINISTRY OF LABOUR AND HUMAN
RESOURCES DEVELOPMENT

PUBLIC UTILITIES CORPORATION

Gerry Adam
MAHE SHIPPING CO. LTD.

Andre D. Ciseau
SEYCHELLES PORTS AUTHORITY

Alex Ellenberger
LOCUS ARCHITECTURE PTY. LTD.

Gerard Esparon
MINISTRY OF NATIONAL DEVELOPMENT

Conrad Lablache
PARDIWALLA TWOMEY LABLACHE

Malcolm Moller
APPLEBY

Joe Morin
MAHE SHIPPING CO. LTD.

Margaret Nourice
STAMP DUTY COMMISSION

Brian Orr
MEJ ELECTRICAL

Divino Sabino
PARDIWALLA TWOMEY LABLACHE

Kieran B. Shah
BARRISTER & ATTORNEY-AT-LAW

SIERRA LEONE

Alfred Akibo-Betts
NATIONAL REVENUE AUTHORITY

Gideon Ayi-Owoo
PWC GHANA

Abdul Akim Bangura
ASSOCIATION OF CLEARING AND
FORWARDING AGENCIES SIERRA LEONE

Mallay F. Bangura
NATIONAL POWER AUTHORITY

Philip Bangura
BANK OF SIERRA LEONE

Desmond Dalton Beckley
DALITTECH / DESMI ENTERPRISES

Cheryl Blake
B&J PARTNERS

Sonia Browne
CLAS LEGAL

Charles Campbell
CHARLES CAMPBELL & CO.

Paul Chiy
CLAS LEGAL

Leslie Theophilus Clarkson
AHMRY SERVICES

Susan E. Coker
ESSCON SERVICES

Kpana M. Conteh
NATIONAL REVENUE AUTHORITY

Michaela Kadijatu Conteh
WRIGHT & CO.

Sahid Conteh
NATIONAL REVENUE AUTHORITY

Abu Bakr Dexter
E.E.C. SHEARS-MOSES & CO.

Momoh Dumbuya
NATIONAL POWER AUTHORITY

Joseph Fofanah
OFFICE OF THE ADMINISTRATOR AND
REGISTRAR GENERAL (OARG)

Manilius Garber
JARRETT-YASKEY, GARBER &
ASSOCIATES: ARCHITECTS (JYGA)

Francis Kaifala
WRIGHT & CO.

Mariama Seray Kallay
GOVERNMENT OF SIERRA LEONE

A. Santos Kamara
NATIONAL REVENUE AUTHORITY

Raymond Fleance Kamara
NATIONAL REVENUE AUTHORITY

Alieyah Keita

George Kwatia
PWC GHANA

Millicent Lewis-Ojumu
CLAS LEGAL

Corneleius Max-Williams
DESTINY SHIPPING AGENCIES LTD.

Harold McCarthy
NATIONAL POWER AUTHORITY

Foday Ahmed Musa
MINISTRY OF LABOR AND SOCIAL
SECURITY

Mohamed Salisu
MINISTRY OF FINANCE

Nana Adjoa Anaisewa Sey
PWC GHANA

Edward Siaffa
NATIONAL REVENUE AUTHORITY

Fatmata Sorie
WRIGHT & CO.

Eddinia Swallow
WRIGHT & CO.

Alpha Tejan-Jalloh
TROPICAL AND ENVIRONMENTAL
ASSOCIATES

Alhaji Timbo
NATIONAL POWER AUTHORITY

Mohamed Ahmad Tunis
AHMRY SERVICES

Darcy White
PWC GHANA

Franklyn Williams
SIERRA LEONE BUSINESS FORUM LTD.

Yada Williams
YADA WILLIAMS AND ASSOCIATE

Rowland Wright
WRIGHT & CO.

SINGAPORE

ALLEN & GLEDHILL LLP

DLA PIPER

SCHENKER

Lim Ah Kuan
SP POWERGRID LTD.

Malcolm BH Tan
INSOLVENCY & PUBLIC TRUSTEE'S
OFFICE

Shi-Chien Chia
MINISTRY OF TRADE & INDUSTRY

Hooi Yen Chin
POLARIS LAW CORPORATION

Chee Beow Chng

Beng Chye Chua
RAIAH & TANN LLP

William Chua
MINISTRY OF TRADE & INDUSTRY

Kit Min Chye
TAN PENG CHIN LLC

You Ying Karen Hsu
WONG TAN & MOLLY LIM LLC

Eric Heah Kian Heng
PWC SINGAPORE

Soo How Koh
PWC SINGAPORE

Wong Kum Hoong
ENERGY MARKET AUTHORITY

Ashok Kumar

K. Latha
ACCOUNTING & CORPORATE
REGULATORY AUTHORITY, ACRA

Yvonne Lay
MINISTRY OF FINANCE

Lee Lay See
RAIAH & TANN LLP

Eng Beng Lee
RAIAH & TANN LLP

Grace Lee
SINGAPORE CUSTOMS

Ho Ming Lee
ACCOUNTING & CORPORATE
REGULATORY AUTHORITY, ACRA

James Leong
SUBORDINATE COURTS

Yik Wee Liew
WONG PARTNERSHIP LLP

Kexin Lim
PWC SINGAPORE

William Lim
CREDIT BUREAU SINGAPORE PTE LTD.

Girish Naik
PWC SINGAPORE

Sushil Nair
DREW NAPIER

Max Ng
POLARIS LAW CORPORATION

Shari Rasanayagam
NETNETICA PTE. LTD., IN ASSOCIATION
WITH KELVIN CHIA PARTNERSHIP

David Sandison
PWC SINGAPORE

Manoj Sandrasegara
DREW NAPIER

Kwan Kiat Sim
RAIAH & TANN LLP

Douglas Tan
STEVEN TAN PAC - MEMBER OF
RUSSELL BEDFORD INTERNATIONAL

Hak Khoon Tan
ENERGY MARKET AUTHORITY

Nicky Tan
NTAN CORPORATE ADVISORY PTE LTD.

Nicole Tang
CREDIT BUREAU SINGAPORE PTE LTD.

Siu Ing Teng
SINGAPORE LAND AUTHORITY

Joseph Toh
BECA CARTER HOLDINGS & FERNER
(S.E. ASIA) PTE. LTD.

Peck Wong
SUBORDINATE COURTS

Siew Kwong Wong
ENERGY MARKET AUTHORITY

Jennifer Yeo
YEO-LEONG & PEH LLC

Stefanie Yuen Thio
TSMP LAW CORPORATION

Wilson Zhu
RAIAH & TANN LLP

SLOVAK REPUBLIC

ALLEN & OVERY BRATISLAVA, S.R.O.

Katarína Bartal
CLS ČAVOISKÝ & PARTNERS, S.R.O.

Martina Behuliaková
GEODESY, CARTOGRAPHY AND
CADASTRE AUTHORITY OF THE SLOVAK
REPUBLIC

Silvia Belovičová
WHITE & CASE S.R.O.

Peter Bollardt
ČECHOVÁ & PARTNERS, MEMBER OF LEX
MUNDI AND WSG

Ján Budinský
SLOVAK CREDIT BUREAU, S.R.O.

Peter Cavojský
CLS ČAVOJSKÝ & PARTNERS, S.R.O.

Katarína Čechová
ČECHOVÁ & PARTNERS, MEMBER OF LEX
MUNDI AND WSG

Kristína Čermáková
PETERKA & PARTNERS

Elena Červenová
WHITE & CASE S.R.O.

Matus Chmelo
PETERKA & PARTNERS

Tomas Cibula
WHITE & CASE S.R.O.

Jan Dvorecký
GREEN INTEGRATED LOGISTICS
(SLOVAKIA) S.R.O.

Sona Farkasova
MONAREX AUDIT CONSULTING

Matej Firicky
WHITE & CASE S.R.O.

Šimona Haláková
ČECHOVÁ & PARTNERS, MEMBER OF LEX
MUNDI AND WSG

Peter Hodál
WHITE & CASE S.R.O.

Veronika Hrušová
PRK PARTNERS S.R.O.

Lucia Huntatová
JNC LEGAL S.R.O.

Vladimír Ivanco
WHITE & CASE S.R.O.

Miroslav Jalec
ZAPADOSLOVENSKA ENERGETIKA, A.S.

Tomáš Kameneč
DEDÁK & PARTNERS

Sebastian Klokner
ČECHOVÁ & PARTNERS, MEMBER OF LEX
MUNDI AND WSG

Roman Konrad
PROFINAM, S.R.O.

Miroslav Kopac
NATIONAL BANK OF SLOVAKIA

Petra Krchova
BLAHA, ERBEN & PARTNERI

Jaroslav Krupec
PETERKA & PARTNERS

Sonja Lozo
BLAHA, ERBEN & PARTNERI

Maria Malovcova
PwC SLOVAKIA

Jozef Malý
DETVAI LUDIK MALÝ UDVAROS

Přemysl Marek
PETERKA & PARTNERS

Thomas Mehes
PANALPINA SLOVAKIA, S.R.O.

Jaroslav Niznansky

Katarína Nováková
MONAREX AUDIT CONSULTING

Peter Ondrejka
MINISTRY OF ECONOMY

Veronika Pázmányová
WHITE & CASE S.R.O.

Ladislav Pompura
MONAREX AUDIT CONSULTING

Simona Rapavá
WHITE & CASE S.R.O.

Marek Samoš
WHITE & CASE S.R.O.

Christiana Serugova
PwC SLOVAKIA

Michal Simunic
ČECHOVÁ & PARTNERS, MEMBER OF LEX
MUNDI AND WSG

Jakub Skaloš
MINISTRY OF ECONOMY

Jaroslav Škubal
PRK PARTNERS S.R.O.

Lubica Suhajova
PwC SLOVAKIA

Andrea Šupáková
DETVAI LUDIK MALÝ UDVAROS

Maria Svidroňová
MONAREX AUDIT CONSULTING

Natália Tunegová
ČECHOVÁ & PARTNERS, MEMBER OF LEX
MUNDI AND WSG

Jakub Vojtko
JNC LEGAL S.R.O.

Otakar Weis
PwC SLOVAKIA

Petra Zabuďková
WHITE & CASE S.R.O.

Dagmar Zukalová
ZUKALOVÁ - ADVOKÁTSKA KANCELÁRIA
S.R.O.

SLOVENIA

Marjan Babič
AGENCY OF THE REPUBLIC OF SLOVENIA
FOR PUBLIC LEGAL RECORDS AND
RELATED SERVICES

Ana Berce
ODVETNIKI ŠELIH & PARTNERJI

Damjana Bogataj Demšar
AGENCY OF THE REPUBLIC OF SLOVENIA
FOR PUBLIC LEGAL RECORDS AND
RELATED SERVICES

Jana Božic
LAW FIRM MIRO SENICA AND
ATTORNEYS, D.O.O

Erika Braniselj
NOTARY OFFICE BRANISELJ

Črtomir Brvar
ENERGY AGENCY OF THE REPUBLIC OF
SLOVENIA

Akos Burjan
PwC SLOVENIA

Franc Cmok
FILOPOV O.P.D.O.O. IN COOPERATION
WITH SCHOENHERR RECHTSANWALTE
GMBH

Nada Drobnič
KPMG

Ana Filipov
FILOPOV O.P.D.O.O. IN COOPERATION
WITH SCHOENHERR RECHTSANWALTE
GMBH

Alenka Gorenčič
DELOITTE LLP

Mira Goršič
PwC SLOVENIA

Eva Gostisa
LAW OFFICE JADEK & Pensa D.N.O.
- O.P.

Hermína Govekar Vičič
KREDITNI BIRO SISBON, D.O.O.

Barbara Guzina
DELOITTE LLP

Samo Heric
HERIC ATTORNEY-AT-LAW

Damjana Igljič
BANK OF SLOVENIA

Dunja Jandl
CMS REICH-ROHRWIG HAINZ

Andrej Jarkovič
LAW FIRM JANEŽIČ & JARKOVIČ LTD.

Jernej Jeraj
CMS REICH-ROHRWIG HAINZ

Sabina Jereb
MINISTRY FOR ENVIRONMENTAL AND
SPATIAL PLANNING

Ana Kavčič
AGENCY OF THE REPUBLIC OF SLOVENIA
FOR PUBLIC LEGAL RECORDS AND
RELATED SERVICES

Lovro Kleindienst
TRANSOCEAN SHIPPING

Miro Košak
NOTARY OFFICE KOŠAK

Brigita Kraljič
CMS REICH-ROHRWIG HAINZ

Marko Kranjc
CMS REICH-ROHRWIG HAINZ

Nina Kristarič
LAW OFFICE JADEK & Pensa D.N.O.
- O.P.

Tjaša Lahovnik
ODVETNIKI ŠELIH & PARTNERJI

Borut Leskovec
LAW OFFICE JADEK & Pensa D.N.O. - O.P.

Tanja Magister
DELOITTE LLP

Jera Majzelj
ODVETNIKI ŠELIH & PARTNERJI

Matjaž Miklavčič
SODO D.O.O.

Mateja Mikloška
ODVETNIKI ŠELIH & PARTNERJI

Evelina Novak
PwC SLOVENIA

Nejc Novak
LAW FIRM MIRO SENICA AND
ATTORNEYS, D.O.O

Ela Omersa
CMS REICH-ROHRWIG HAINZ

Pavle Pensa
LAW OFFICE JADEK & Pensa D.N.O.
- O.P.

Nataša Pipan Nahtigal
ODVETNIKI ŠELIH & PARTNERJI

Petra Plevnik
LAW FIRM MIRO SENICA AND
ATTORNEYS, D.O.O

Bojan Podgoršek
NOTARIAT

Marija Remic
AGENCY OF THE REPUBLIC OF SLOVENIA
FOR PUBLIC LEGAL RECORDS AND
RELATED SERVICES

Kostanca Rettinger
KREDITNI BIRO SISBON, D.O.O.

Marijana Risteovski
PwC SLOVENIA

Ines Rostohar
LAW FIRM MIRO SENICA AND
ATTORNEYS, D.O.O

Patricija Rot
LAW OFFICE JADEK & Pensa D.N.O.
- O.P.

Boštjan Sedmak
ATTORNEY OFFICE KOSMAC D.O.O.

Jaka Simončič
LAW OFFICE JADEK & Pensa D.N.O.
- O.P.

Andreja Škofič
DELOITTE LLP

Branka Španič
LAW OFFICE JADEK & Pensa D.N.O.
- O.P.

Jožef Strmšek
BANK OF SLOVENIA

Gregor Strojín
SUPREME COURT OF THE REPUBLIC OF
SLOVENIA

Tilen Terlep
ODVETNIKI ŠELIH & PARTNERJI

Melita Trop
LAW FIRM MIRO SENICA AND
ATTORNEYS, D.O.O

Katja Wostner
BDO SVETOVANJE D.O.O.

Nina Žefran
DELOITTE LLP

Alojz Zupančič
CUSTOMS ADMINISTRATION OF THE
REPUBLIC OF SLOVENIA

Tina Žvanut Mioč
LAW OFFICE JADEK & Pensa D.N.O.
- O.P.

SOLOMON ISLANDS

Don Boykin
PACIFIC ARCHITECTS LTD.

Anthony Frazier
MICHAEL IPO
WHITLAM K TOGAMAE LAWYERS

Nathan Kama
SOLOMON ISLANDS CUSTOMS

John Katanahas
SOL - LAW

John Keniapisia
LAWYER

Melanie Khalegedi
WHITLAM K TOGAMAE LAWYERS

Nancy Kwalea
SOLOMON ISLANDS CHAMBER OF
COMMERCE

Dennis McGuire
SOL - LAW

Norman Nicholls
SOLOMON ISLANDS ELECTRICITY
AUTHORITY

Haelo Pelu
MINISTRY OF JUSTICE AND LEGAL
AFFAIRS

Livingston Saepio
HONIARA CITY COUNCIL

Martin B. Sam
SOLOMON ISLANDS ELECTRICITY
AUTHORITY

Gregory Joseph Sojnocki
MORRIS & SOJNOCKI CHARTERED
ACCOUNTANTS

Gerald Stenzel
TRADCO SHIPPING

John Sullivan
SOL - LAW

Whitlam K. Togamae
WHITLAM K TOGAMAE LAWYERS

Pamela Wilde
MINISTRY FOR JUSTICE AND LEGAL
AFFAIRS

SOUTH AFRICA

Q & N WEST EXPORT TRADING HOUSE

Gerome Mogamat Abrahams
ABRAHAM AND MULLIGAN FINANCIAL
CONSULTANTS

Nicolaos Akritidis
PARADIGM ARCHITECTS

Ross Alcock
ENS

Claire Barclay
CLIFFE DEKKER HOFMEYR INC.

Lauren Barnett
WERKSMANS INC.

Kobus Bignaut
ATTORNEY

Kerri Brockway
WEBBER WENZEL

Edward Brooks
ACTIVATE ARCHITECTURE (PTY) LTD.

Brendon Christian
BUSINESS LAW BC

Beric Croome
ENS

Haydn Davies
WEBBER WENZEL

Veronica De Freitas
ENS

Henk De Klerk
DN FREIGHT

Gretchen de Smit
ENS

Steve Donninger
RAWLINS WALES & PARTNERS

Jeff Epstein
BIDVEST PANALPINA LOGISTICS

Elise Gibson
GROSSKOPFF LOMBART HUYBRECHTS &
ASSOCIATES ARCHITECTS

Tim Gordon-Grant
BOWMAN GILFILLAN INC.

Kim Goss
BOWMAN GILFILLAN INC.

Roelof Grové
ADAMS & ADAMS

Richard Hadebe
CITY OF JOHANNESBURG

Jenna Hamilton
WHITE & CASE LLP

Christopher Holfeld
WEBBER WENZEL

Tobie Jordaan
CLIFFE DEKKER HOFMEYR INC.

Lisa Koenig
TRANSUNION

Christa Koklow
CIPC (COMPANIES AND INTELLECTUAL
PROPERTY COMMISSION)

Leza Marie Kotzé
SHEPSTONE & WYLLIE

Paul Lategan
SHEPSTONE & WYLLIE

Johnathan Leibbrandt
WEBBER WENZEL

Eric Levenstein
WERKSMANS INC.

Amanda Lotheringen
CIPC (COMPANIES AND INTELLECTUAL
PROPERTY COMMISSION)

Thomas Makamo
RIVONINGO ENGINEERS

Kyle Mandy
PwC SOUTH AFRICA

Joey Mathekga
CIPC (COMPANIES AND INTELLECTUAL
PROPERTY COMMISSION)

Duncan McMeekin
BOWMAN GILFILLAN INC.

Burton Meyer
CLIFFE DEKKER HOFMEYR INC.

Gabriel Meyer
NORTON ROSE FULBRIGHT SOUTH
AFRICA

Katlego Mmuoe

Glory Moutakwe
CIPC (COMPANIES AND INTELLECTUAL
PROPERTY COMMISSION)

Sizwe Msimang
BOWMAN GILFILLAN INC.

Abraham Mulligan
ABRAHAM AND MULLIGAN FINANCIAL
CONSULTANTS

Graeme Palmer
GARLICK & BOUSFIELD INC.

Joshua Parbhu
WHITE & CASE LLP

Janine Pt
Kwanele Radebe
THE STANDARD BANK OF SOUTH AFRICA LIMITED

Vivek Ramsaroop
BOWMAN GILFILLAN INC.

Hansuya Reddy
NORTON ROSE FULBRIGHT SOUTH AFRICA

Jenny Retief
BIDVEST PANALPINA LOGISTICS

Lucinde Rhodie
CLIFFE DEKKER HOFMEYER INC.

Lauren Richards
BOWMAN GILFILLAN INC.

Mark Ross
PwC SOUTH AFRICA

Andres Sepp
OFFICE OF THE CHIEF REGISTRAR OF DEEDS

Richard Shein
BOWMAN GILFILLAN INC.

Alex Short
RUSSELL BEDFORD INTERNATIONAL

David Short
FAIRBRIDGES ATTORNEYS

Themba Sikhosana
CLIFFE DEKKER HOFMEYER INC.

Archana Sinha
RCS PVT. LTD. BUSINESS ADVISORS GROUP

Arvind Sinha
RCS PVT. LTD. BUSINESS ADVISORS GROUP

Rajat Ratan Sinha
RCS PVT. LTD. BUSINESS ADVISORS GROUP

Jane Strydom
TRANSUNION

Anton Theron
TONKIN CLACEY

Bright Tibane
BOWMAN GILFILLAN INC.

Lerato Tshabalala
CLIFFE DEKKER HOFMEYER INC.

Dawid Van der Berg
BDO SPENCER STEWARD SOUTHERN AFRICAN CO-ORDINATION (PTY) LIMITED

Naomi Van der Merwe
BDO SPENCER STEWARD SOUTHERN AFRICAN CO-ORDINATION (PTY) LIMITED

Colin Van Rooyen
TRANSUNION

Anastasia Vatalidis
WERKSMANS INC.

Pete Williams
FEDEx

Merwyn Wolder
REDLOW SOLAR POWER

Andrew Wood
GROSSKOPFF LOMBART HUYBERECHTS & ASSOCIATES ARCHITECTS

SOUTH SUDAN

THE JUDICIARY OF SOUTH SUDAN

Santino Tito Tipo Adibo
NILE PHARMACY

Marya Ajith
MINISTRY OF JUSTICE

Abraham Akoi
MINISTRY OF FINANCE

Gabriel Aliga
EQUITY BANK SOUTH SUDAN LTD.

Monyluak Alor Kuol
LIBERTY ADVOCATES LLP

Ian Alsworth-Elvey
SOUTHERN SUDAN BEVERAGES LIMITED (SSBL)

Gabriel Isaac Awow
MINISTRY OF JUSTICE

Premal Bataviya
INFOTECH GROUP

Gabriel Muorwel Buoc
CENTRAL BANK OF SOUTH SUDAN

Hoth Giw Chan
SOUTHERN SUDAN BEVERAGES LIMITED (SSBL)

Francis Yousif Christopher
CENTRAL BANK OF SOUTH SUDAN

Canon Undo Elisa Mukasi
MINISTRY OF COMMERCE, INDUSTRY & INVESTMENT

Michael Fend
SOUTH SUDAN ELECTRICITY COMPANY

Peter Gatkouth Kor
MINISTRY OF JUSTICE

Kersten Jauer
MINISTRY OF FINANCE

Godfrey Khayo
SPEDAG INTERFREIGHT

Alexander Kitain
DELOITTE ECONOMIC GOVERNANCE PROJECT IN SOUTH SUDAN (EGPSS)

Biju Kumar MS
BOLLORÉ AFRICA LOGISTICS

Kur Paul Kuol
CENTRAL BANK OF SOUTH SUDAN

Josepho Lokuku
JOPHCO ENGINEERING AND CONSTRUCTION

Robert Lwoki
SOUTH SUDAN LAND COMMISSION

Hakim-D Mabior Nyueny
MINISTRY OF JUSTICE

Petro Maduk Deng
QATAR NATIONAL BANK SOUTH SUDAN

Nicholas Malesi
UAP INSURANCE SUDAN LIMITED

Richard Marisin
UAP INSURANCE SUDAN LIMITED

Ramadhan A.M. Mogga
RAMADHAN & LAW ASSOCIATES

Mulla
MULLA ADVOCATES

Peter Atem Ngor
RHINO STAR

Hannington O. Ouko
EQUITY BANK SOUTH SUDAN LTD.

Daniel Kech Puoch
CENTRAL BANK OF SOUTH SUDAN

Lomoro Robert Bullen
LOMORO & CO. ADVOCATES

Alfred Sokiri Lokujo
SOUTH SUDAN INVESTMENT AUTHORITY

Eugene Torero
TRADE MARK EAST AFRICA

Paul Ukuni
SOUTH SUDAN BUSINESS FORUM

Samuel T. Youziel
MINISTRY OF ELECTRICITY AND DAMS

SPAIN

ALLEN & OVERY

RAPOSO BERNARDO & ASSOCIADOS

Basilio Aguirre
REGISTRO DE LA PROPIEDAD DE ESPAÑA

Orson Alcocer
DLA PIPER SPAIN S.L.

SPAIN

ALLEN & OVERY

RAPOSO BERNARDO & ASSOCIADOS

Basilio Aguirre
REGISTRO DE LA PROPIEDAD DE ESPAÑA

Orson Alcocer
DLA PIPER SPAIN S.L.

Angel Alonso Hernández
URÍA & MENÉNDEZ, MEMBER OF LEX MUNDI

Joana Andrade Correia
RAPOSO BERNARDO & ASSOCIADOS

Ana Armijo
ASHURST LLP

Antonio Bautista
CLEANERGETIC SEERS SOLUTIONS, S.L.U.

Denise Bejarano
PÉREZ - LLORCA

Andrés Berral
CLIFFORD CHANCE

Vicente Bootello
GARRIGUES ABOGADOS Y ASESORES TRIBUTARIOS

Agustín Bou
JAUSSAS

Héctor Bouzo Cortejosa
SOLCAISUR S.L.

Laura Camarero
BAKER & MCKENZIE

Jesús Camy
REGISTRO DE LA PROPIEDAD GRANADA 6

Ignacio Castrillón Jorge
IBERDROLA S.A.

Lorenzo Clemente Naranjo
GARRIGUES ABOGADOS Y ASESORES TRIBUTARIOS

Jaume Cornudella i Marquès
PwC SPAIN

Juan Jose Corral Moreno
CUATRECASAS, GONÇALVES PEREIRA

Miguel Cruz Amorós
PwC SPAIN

Pelayo de Salvador
GARRIGUES ABOGADOS Y ASESORES TRIBUTARIOS

Almudena del Río Galán
COLEGIO DE REGISTRADORES DE LA PROPIEDAD Y MERCANTILES DE ESPAÑA

Agustín Del Río Galeote
GÓMEZ-ACEBO & POMBO ABOGADOS

Iván Delgado González
PÉREZ - LLORCA

Rossanna D'Onza
BAKER & MCKENZIE

Iván Escribano
GARRIGUES ABOGADOS Y ASESORES TRIBUTARIOS

Antonio Fernández
GARRIGUES ABOGADOS Y ASESORES TRIBUTARIOS

Luis Fernandez Del Pozo
COLEGIO DE REGISTRADORES DE LA PROPIEDAD Y MERCANTILES DE ESPAÑA

Sofia Ferreira Enriquez
RAPOSO BERNARDO & ASSOCIADOS

Jorge García Carriquer
DLA PIPER SPAIN S.L.

Ignacio García Errandonea
GARRIGUES ABOGADOS Y ASESORES TRIBUTARIOS

Monica Garcia Prieto
ARQUITECTA MONICA GARCIA PRIETO

Borja García-Alamán
GARRIGUES ABOGADOS Y ASESORES TRIBUTARIOS

Pedro Garrido Chamorro
NOTARÍA PERALES-FARRÉS

Luis Giménez Godosar
GIMÉNEZ TORRES & YUFERA ABOGADOS

Juan Ignacio Gomeza Villa
NOTARIO DE BILBAO

Carlos Gonzalez Gutierrez-Barquin
ASOCIACIÓN ESPAÑOLA DE LA INDUSTRIA ELÉCTRICA

Esther González Pérez
URÍA & MENÉNDEZ, MEMBER OF LEX MUNDI

Wenceslao Gracia Zubiri
GRACIA CARABANTES ABOGADOS

Vicente Guilarte Gutiérrez
COLEGIO DE REGISTRADORES DE LA PROPIEDAD Y MERCANTILES DE ESPAÑA

Jorge Hernandez
EQUIFAX IBERICA

Carlos Hernández
METROPOLITANA DE ADUANAS Y TRANSPORTES & ICONTAINERS.COM

Alejandro Huertas León
GARRIGUES ABOGADOS Y ASESORES TRIBUTARIOS

Jaime Llopis
CUATRECASAS, GONÇALVES PEREIRA

Marina Lorente
GARRIGUES ABOGADOS Y ASESORES TRIBUTARIOS

Alberto Lorenzo
BANCO DE ESPAÑA

Diego Luis Luque Hurtado
CAZORLA ABOGADOS, SLP

Joaquin Macias
ASHURST LLP

Alberto Manzanares
ASHURST LLP

Daniel Marín
GÓMEZ-ACEBO & POMBO ABOGADOS

Ignacio Martín Martín Fernández
CAZORLA ABOGADOS, SLP

Jorge Martín-Fernández
CLIFFORD CHANCE

José Manuel Mateo
GARRIGUES ABOGADOS Y ASESORES TRIBUTARIOS

Guillermo García Mayoral
CLEANERGETIC SEERS SOLUTIONS, S.L.U.

Valentin Merino Lopez
VALENTIN MERINO ARQUITECTOS, SL.

Alberto Monreal Lasheras
PwC SPAIN

Eva Mur Mestre
PwC SPAIN

Nicolás Nogueeros Peiró
COLEGIO DE REGISTRADORES DE LA PROPIEDAD Y MERCANTILES DE ESPAÑA

Álvaro Felipe Ochoa Pinzón
GARRIGUES ABOGADOS Y ASESORES TRIBUTARIOS

Juan Oñate
LINKLATERS

Carlos Pardo Sanz
GIMÉNEZ TORRES & YUFERA ABOGADOS

Daniel Parejo Ballesteros
J&A GARRIGUES, S.L.P.

Óscar Parra
GIMÉNEZ TORRES & YUFERA ABOGADOS

Maria Jose Perez Martin
COLEGIO DE REGISTRADORES DE LA PROPIEDAD Y MERCANTILES DE ESPAÑA

Carolina Posse
GÓMEZ-ACEBO & POMBO ABOGADOS

Nelson Raposo Bernardo
RAPOSO BERNARDO & ASSOCIADOS

Maria Redondo
BAKER & MCKENZIE

SRI LANKA

Melissa Abeyasinghe
TRIRUCELVAM ASSOCIATES

Asanka Abeysekera
TRIRUCELVAM ASSOCIATES

Sanath Dasanayake
CEYLON ELECTRICITY BOARD

Gerard David
SJMS ASSOCIATES

Savantha De Saram
D.L. & F. DE SARAM

Chamari de Silva
F.J. & G. DE SARAM, MEMBER OF LEX MUNDI

Chamindi Ekanayake
NITHYA PARTNERS

Álvaro Rifá
URÍA MENÉNDEZ

Jaime Ruiz Rocamora
CUATRECASAS, GONÇALVES PEREIRA

Guillermo Rodrigo García
CLIFFORD CHANCE

Noemi Rodríguez Alonso
SAGARDOY ABOGADOS, MEMBER OF IUS LABORIS

Eduardo Rodríguez-Rovira
URÍA & MENÉNDEZ, MEMBER OF LEX MUNDI

Javier Romeu
TIBA INTERNACIONAL, S.A.

Javier Ruz Cerezo
LIGHTSOURCE

Álvaro Ryan Murua
IBERDROLA S.A.

Iñigo Sagardey de Simón
SAGARDOY ABOGADOS, MEMBER OF IUS LABORIS

Jaime Salvador
RUSSELL BEDFORD ESPAÑA AUDITORES Y CONSULTORES, S.L. - MEMBER OF RUSSELL BEDFORD INTERNATIONAL

Eduardo Santamaría Moral
J&A GARRIGUES, S.L.P.

Ramón Santillán
BANCO DE ESPAÑA

Pablo Santos
GÓMEZ-ACEBO & POMBO ABOGADOS

Cristina Soler
GÓMEZ-ACEBO & POMBO ABOGADOS

Raimon Tagliavini
URÍA MENÉNDEZ

Francisco Téllez de Gregorio
GARRIGUES ABOGADOS Y ASESORES TRIBUTARIOS

Adrián Thery
GARRIGUES ABOGADOS Y ASESORES TRIBUTARIOS

Ivan Tintore Subirana
METROPOLITANA DE ADUANAS Y TRANSPORTES & ICONTAINERS.COM

Roberto Tojo Thomas de Carranza
CLIFFORD CHANCE

Victoriano Travieso
STEPINLAW S.L.P.

Alejandro Valls
BAKER & MCKENZIE

Ricardo Veloso
VMP - VELOSO, MENDES, PATO E ASSOCIADOS, SOCIEDADE DE ADVOGADOS RL

Juan Verdugo
GARRIGUES ABOGADOS Y ASESORES TRIBUTARIOS

Fernando Vives Ruiz
J&A GARRIGUES, S.L.P.

SRI LANKA

Melissa Abeyasinghe
TRIRUCELVAM ASSOCIATES

Asanka Abeysekera
TRIRUCELVAM ASSOCIATES

Sanath Dasanayake
CEYLON ELECTRICITY BOARD

Gerard David
SJMS ASSOCIATES

Savantha De Saram
D.L. & F. DE SARAM

Chamari de Silva
F.J. & G. DE SARAM, MEMBER OF LEX MUNDI

Chamindi Ekanayake
NITHYA PARTNERS

Manjula Ellepola
F.J. & G. De Saram, Member of
Lex Mundi

Amila Fernando
Julius & Creasy

Anjali Fernando
F.J. & G. De Saram, Member of
Lex Mundi

Bimal Fernando
Bimal & Partners

Lasantha Garusinghe
Tiruchelvam Associates

Jivan Goonetilleke
D.L. & F. De Saram

Naomal Goonewardena
Nithya Partners

P. Mervyn Gunasekera
LAN Management Development
Service

Lalanga Gunawardane
SJMS Associates

Thilanka Namalie Haputhanthrie
Julius & Creasy

Mahinda Haradasa
Varners Lanka Office

Dharshika Herath Gunaratne
Sudath Perera Associates

Sonali Jayasuriya
D.L. & F. De Saram

Shamalie Jayatunge
Tiruchelvam Associates

Sanjaya Jayawardene
Progressive Design Associates

Mahes Jayadevan
PwC Sri Lanka

Niral Kadawatharatchie
Freight Links International (Pte)
Ltd.

Yudhishtiran Kanagasabai
PwC Sri Lanka

Charana Kanankegamage
F.J. & G. De Saram, Member of
Lex Mundi

Neelakandan Kandiah
Murugesu & Neelakandan

Uma Kitulgoda
F.J. & G. De Saram, Member of
Lex Mundi

Janaka Lakmal
Credit Information Bureau Ltd.

Ishara Madarasinghe
F.J. & G. De Saram, Member of
Lex Mundi

Ramani Muttettuwegama
Tiruchelvam Associates

Laila Nasry
Tiruchelvam Associates

Michael Paiva
Tiruchelvam Associates

Nirosha Peiris
Tiruchelvam Associates

Mahinda Perera
Varners Lanka Office

Tharika Pussewela
SJMS Associates

Lilangi Randeni
F.J. & G. De Saram, Member of
Lex Mundi

Sanjeewanie Rathnayake
Credit Information Bureau Ltd.

Hiranthi Ratnayake
PwC Sri Lanka

Paul Ratnayake
Paul Ratnayake Associates

Rozani Rodrigo
Sudath Perera Associates

Janath Silva
SA Engineers

Shane Silva
Julius & Creasy

Kumar Subramaniam
SJMS Associates

A.H. Sumathipala
Murugesu & Neelakandan

J.M. Swaminathan
Julius & Creasy

Thilini Thilakarathne
Tiruchelvam Associates

Bandula S. Tilakasena
Ceylon Electricity Board

Shehara Varia
F.J. & G. De Saram, Member of
Lex Mundi

Charmalie Weerasekera
Lawyer

John Wilson
John Wilson Partners

ST. KITTS AND NEVIS

St. Kitts Electricity Department

Michella Adrien
The Law Offices of Michella
Adrien

Nicholas Brisbane
Brisbane O'Garro Alvaranga

Idris Fidela Clarke
Financial Services Regulatory
Commission

Neil Coates
PwC Antigua

Nadrine Daniel
Customs and Excise Department

Tamara Daniel
Henderson Legal Chambers

Jan Dash
Liburd and Dash

Rodney Harris
Customs and Excise Department

Marsha T. Henderson
Henderson Legal Chambers

Dahlia Joseph
Daniel Brantley & Associates

Damian E. S. Kelsick
Kelsick, Wilkin and Ferdinand

Adeola Moore
Inland Revenue Authority

Mahailla Pencheon
PwC Antigua

Sandrine Powell-Huggins
Henderson Legal Chambers

Nervin Rawlins
Inland Revenue Authority

Larkland M. Richards
Larkland M. Richards & Associates

Reginald Richards
R & R Electrical Engineering Air
Conditioning & Refrigeration
Services Ltd.

Corey Rodney
Customs and Excise Department

Tony Scatliffe II
R & T Design-Build Consultants
Group Ltd

Heidi Lynn Sutton
Law Offices of T.A.C.T. Liburd &
H.D. Sutton

Warren Thompson
Construction Management and
Consulting Agency Inc. (CMCAI)

Larry Vaughn
Customs and Excise Department

Leonora Walwyn
WalwynLaw

ST. LUCIA

Charles Mangal and Paul
Lucelec

Michelle Anthony-Desir
Du Boulay, Anthony & Co.

Clive Antoine
Ministry of Sustainable
Development, Energy, Science and
Technology

Thaddeus M. Antoine
Francis & Antoine

Gerard Bergasse
Tropical Shipping

Desma F. Charles
Registry of Companies and
Intellectual Property

Shannon Chitolie
Gordon & Gordon Co.

Sean Compton
Melon|Design|Architecture

Swithin Donnelly
Ministry of Economic Affairs,
Economic Planning & National
Development

Raquel Du Boulay-Chastanet
Du Boulay, Anthony & Co.

Kurt Elibox
Blueprint Construction Ltd.

Peter I. Foster
Peter I. Foster & Associates

Peterson D. Francis
Peterson D. Francis Worldwide
Shipping & Customs Services Ltd.

Garth George
St. Lucia Electricity Services Ltd.

Michael B.G. Gordon
Gordon & Gordon Co.

Claire Greene-Malaykhan
Peter I. Foster & Associates

Claude Guillaume
Interisland Architects and
Planners

Anderson Lake
Bank of Saint Lucia Limited

Louisa Lewis-Ward
PwC Barbados

Clare Mallaychan
Peter I. Foster & Associates

Stephen Mcnamara
McNamara & Co.

Candace Polius
Nicholas John & Co.

Catherine Sealy
Procurement Services International

Michael Sewordor
Ministry of Communications,
Works, Transport and Public
Utilities

Renee St. Rose
Peter I. Foster & Associates

Shellone Surage
Peter I. Foster & Associates

Diana Thomas
Peter I. Foster & Associates

Leandra Gabrielle Verneuil
Chambers of Jennifer Remy &
Associates

Andie A. Wilkie
Gordon & Gordon Co.

Brenda M. Williams
BDO St. Lucia

**ST. VINCENT AND THE
GRENADINES**

St. Vincent Electricity Services Ltd.

Mrs. Kay R.A. Bacchus-Browne
Kay Bacchus-Browne Chambers

Aurin Bennett
Aurin Bennett Architects

Allan P. Burke
Perry's Customs and Shipping
Agency, Ltd.

Stanley DeFreitas
DeFreitas & Associates

Bernadine Dublin
Labour Department

Tamara Gibson-Marks
High Court Registrar

Stanley John
Elizabeth Law Chambers

Errol E. Layne
Errol E. Layne Chambers

Moulton Mayers
Moulton Mayers Architects

Richard Peterkin
PwC St. Lucia

Beth-ann Roth
ESG Global Impact

Martin Sheel
Commerce & Intellectual Property
Office (CIPO)

Anya Trim
PwC St. Lucia

Andrea Young-Lewis
Commerce & Intellectual Property
Office (CIPO)

SUDAN

Omer Abdel Ati
Omer Abdel Ati Solicitors

Ali Abdelrahman Khalil
Shami, Khalil & Siddig Advocates

Wael Abdin
Sudanese Commercial Law Office

Abdalla Abuzeid
Abdalla A. Abuzeid & Associates

Mohamed Ibrahim Adam
Dr. Adam & Associates

Al Fadel Ahmed Al Mahdi
Al Mahdi Law Office

Heba EL Sayed Abu
Mahmoud Elsheikh Omer &
Associates Advocates

Ahmed M. Elhillali
American Sudanese Consulting Inc.

Mohamed Ibrahim
Somarain Oriental Co

Ahmed Mahdi
Mahmoud Elsheikh Omer &
Associates Advocates

Amin Mekki Medani
El Karib & Medani Advocates

Tarig Monim

Tariq Mubarak
El Karib & Medani Advocates

Nafisa Omer
Omer Abdel Ati Solicitors

Rayan Omer
Omer Abdel Ati Solicitors

Mohamed Alaa Eldin Osman
Darka for Trading & Services
Co. Ltd.

Amel M. Sharif
Mahmoud Elsheikh Omer &
Associates Advocates

Marwa Taha
Shami, Khalil & Siddig Advocates

SURINAME

Aurora Architects

Hanfels-, Krediet- en Industrie
Bank (Hakrinbank) N.V.

KPMG

Kathleen Juanita Brandon
Advocatenkantoor Kraag

Sieglien Burleson
Competitiveness Unit Suriname

G. Clide Cambridge
Paramaribo Custom Broker &
Packer

Dennis Chandansingh
DCA Accountants & Consultants

Anneke Chin A Lin
Jadnanansingh Notary

Anoeschka Debipersad
A.E. Debipersad & Associates

Helen Doelwijt
Vereniging Surinaams Bedrijfsleven,
Suriname Trade & Industry
Association

Marcel K. Eynhoven
N.V. Energiebedrijven Suriname

Kenneth Foe A Man
Sunrprint

Dirk Heave
Ministry of Trade and Industry

Susikumar Gyandath
Rudrepersad Khoen Khoen
Acharya Advocaten

Henk Naarendorp
Chamber of Commerce & Industry

B.M. Oemraw
N.V. Global Expedition

Joanne Panchem
Chamber of Commerce & Industry

Marcel Persad
BDO Abrahams Rajmann &
Partners

Frank E. M. Rajjmann
BDO Abrahams Rajmann &
Partners

Niel Sakoer
N.V. Global Expedition

Albert D. Soedamah
Lawfirm Soedamah & Associates

Radjen A. Soerdjbalie
Notariaat R.A. Soerdjbalie

Silvano Tjong-Ahin
Management Institute GLIS

Carol-Ann Tjon-Pian-Gi
Lawyer & Sworn Translator

Cindy Uden
BDO Abrahams Rajmann &
Partners

Milton van Brussel
BDO Abrahams Rajmann &
Partners

Jennifer van Dijk-Silos
Law Firm Van Dijk-Silos

Dayenne Wielingen-Verwey
Vereniging Surinaams Bedrijfsleven,
Suriname Trade & Industry
Association

Andy Wong
N.V. Energiebedrijven Suriname

Anthony Wong
General Contractors Association
of Suriname

SWAZILAND

Office of the Registrar Swaziland

Swaziland Electricity Company

TransUnion ITC

Musa Dlamini
M.L. DLAMINI ATTORNEYS

Veli Dlamini
INTERFREIGHT PTY. LTD.

Ncamsile Hlanze
DHL

Phumlile Tina Khoza
SWAZILAND BUILDING SOCIETY

Mbuso Kingsley
LANG MITCHELL ASSOCIATES

Andrew Linsey
PwC SWAZILAND

Dommy Lukhele
DHL

Mangaliso Magagula
MAGAGULA & HLOPHE

Nhlanhla Maphanga
LANG MITCHELL ASSOCIATES

Sabelo Masuku
MAPHANGA HOWE MASUKU
NSIBANDE

Bongani Mtshali
FEDERATION OF SWAZILAND EMPLOYERS
AND CHAMBER OF COMMERCE

George Mzungu
M&E CONSULTING ENGINEERS

Jerome Ndzimandze
FJ BUILDING CONSTRUCTION

Kobla Quashie
KOBLA QUASHIE AND ASSOCIATES

John Resting
BICON CONSULTING ENGINEERS

José Rodrigues
RODRIGUES & ASSOCIATES

Bongani Simelane
MUNICIPAL COUNCIL OF MBABANE

Manene Thwala
THWALA ATTORNEYS

Bradford Mark Walker
BRAD WALKER ARCHITECTS

SWEDEN

Magnus Andersson
GÄRDE WESSLAU ADVOKATBYRÅ

Mats Berter
MAQS LAW FIRM

Stefan Bessman
BAKER & MCKENZIE

Karl Björlin
ADVOKATFIRMAN LINDAHL

Teodor Brissman
PwC SWEDEN

Alexander Broch
ÖRESUNDS REDOVISNING AB

Yves Chantreau
SWEDISH FEDERATION OF CONSULTING
ENGINEERS AND ARCHITECTS

Ake Dahlqvist
UC

Jenny Dangré
ADVOKATFIRMAN VINGE KB, MEMBER
OF LEX MUNDI

Sebastian Fichtel
ADVOKATFIRMAN VINGE KB, MEMBER
OF LEX MUNDI

Ylva Forsberg
ROSCHIER SWEDEN

Magnus Graner
ADVOKATFIRMAN LINDAHL

Peder Hammarskiöld
HAMMARSKIÖLD & CO.

Lars Hartzell
ELMZELL ADVOKATBYRÅ AB, MEMBER
OF IUS LABORIS

Emil Hedberg
ROSCHIER SWEDEN

Erik Hygrell
WISTRAND ADVOKATBYRÅ

Magnus Johnsson
PwC SWEDEN

Niklas Körling
WISTRAND ADVOKATBYRÅ

Caroline Lagergrén
ELMZELL ADVOKATBYRÅ AB, MEMBER
OF IUS LABORIS

Jasmine Lawson
PwC SWEDEN

Ari Leinonen
SCHEIWILLER SVENSSON
ARKITEKTKONTOR AB

Rikard Lindahl
ADVOKATFIRMAN VINGE KB, MEMBER
OF LEX MUNDI

Johan Lindberg
ADVOKATFIRMAN LINDAHL

Inger Lindhe
LANTMÄTERIET

Jens Malmqvist
ADVOKATFIRMAN LINDAHL

Christoffer Monell
MANNHEIMER SWARTLING
ADVOKATBYRÅ

Johan Nylander
CMA SCANDINAVIA AB

Michael Nyman
ADVOKATFIRMAN LINDAHL

Eric Ödling
ADVOKATFIRMAN VINGE KB, MEMBER
OF LEX MUNDI

Karl-Arne Olsson
GÄRDE WESSLAU ADVOKATBYRÅ

Kjell Olsson
ADVOKATFIRMAN LINDAHL

Ola Lo Olsson
ELMZELL ADVOKATBYRÅ AB, MEMBER
OF IUS LABORIS

Mattias Ömulf
HÖKERBERG & SÖDERQVIST
ADVOKATBYRÅ KB

Jesper Schönbeck
ADVOKATFIRMAN VINGE KB, MEMBER
OF LEX MUNDI

Sara Sjöholm
FOYEN ADVOKATFIRMA AB

Gustav Ståhl
BAKER & MCKENZIE

Bo Thomaeus
GÄRDE WESSLAU ADVOKATBYRÅ

Astrid Trolle Adams
MILLER ROSENFALCK LLP

Fredrik Wahlberg
HAMMARSKIÖLD & CO.

Albert Wällgren
ADVOKATFIRMAN VINGE KB, MEMBER
OF LEX MUNDI

SWITZERLAND

ERNST & YOUNG
HANDELSREGISTERAMT DES KANTONS

Beat M. Barthold
FRORIEP RENGGLI

Marc Bernheim
STAIGER, SCHWALD & PARTNER LTD.

Sébastien Bettschart
ABELS AVOCATS

Myriam Büchi-Bünteli
PwC SWITZERLAND

Lucas Bühlmann
PwC SWITZERLAND

Martin Burkhardt
LENZ & STAEHELIN

Massimo Calderan
ALTENBURGER LTD. LEGAL AND TAX

Andrea Cesare Canonica
SWISS CUSTOMS

Sonia de la Fuente
ABELS AVOCATS

Stefan Eberhard
ABELS AVOCATS

Suzanne Eckert
WENGER PLATTNER

Brigitte Ernst
COMMERCIAL REGISTER OF THE CANTON
ZÜRICH

Jana Essebier
VISCHER AG

Benjamin Fehr
PwC SWITZERLAND

Amiel Feldman
BAKER & MCKENZIE

Robert Furter
PESTALOZZI, MEMBER OF LEX MUNDI

Gaudenz Geiger
STAIGER, SCHWALD & PARTNER LTD.

Riccardo Geiser
ALTENBURGER LTD. LEGAL AND TAX

Debora Ghilardotti
MOLINO ADAMI GALANTE

Michael Gwelessiani
COMMERCIAL REGISTER OF THE CANTON
ZÜRICH

Nicolas Herzog
NIEDERMANN RECHTSANWÄLTE

Patrick Hünerwadel
LENZ & STAEHELIN

David Jenny
VISCHER AG

Mattias Johnson
FRORIEP RENGGLI

Cyril Kaiser
LENZ & STAEHELIN

Ludmila Koroleva
AUDICON CONSULT SA - MEMBER OF
RUSSELL BEDFORD INTERNATIONAL

Michael Kramer
PESTALOZZI, MEMBER OF LEX MUNDI

Deborah Maravic
LENZ & STAEHELIN

Armin Marti
PwC SWITZERLAND

Barbara Meyer
VISCHER AG

Andrea Molino
MOLINO ADAMI GALANTE

Andreas Müller
ANDREAS MÜLLER ARCHITECTEN

Roland Niklaus
NCMB NOTAIRES ASSOCIÉS

Gema Olivar Pascual
PwC SWITZERLAND

Daniela Reinhardt
PwC SWITZERLAND

Guy-Philippe Rubeli
PESTALOZZI, MEMBER OF LEX MUNDI

Marc Schenk
PwC SWITZERLAND

Daniel Schmitz
PwC SWITZERLAND

Roland Stadler
MIGROS-GENOSSENSCHAFTS-BUND

Andreas Staubli
PwC SWITZERLAND

Daniel Stuedler
SWISSTOPO, DIRECTORATE FOR
CADASTRAL SURVEYING

Thomas Strassner
ORRICK, HERRINGTON & SUTCLIFFE LLP

Meinrad Vetter
ECONOMIESUISSE

Flurin von Planta
PLANTA & PLANTA

Patrick Weber
EKZ ELEKTRIZITÄTWERKE DES
KANTONS ZÜRICH

Stefan Zangger
BELSPED GLOBAL LOGISTICS

SYRIAN ARAB REPUBLIC

Wadih Abou Nasr
PwC LEBANON

Alina Achy
PwC LEBANON

Boulos Al Ashhab
AUDITING CONSULTING ACCOUNTING
CENTER

Mouazza Al Ashhab
AUDITING CONSULTING ACCOUNTING
CENTER

Rawaa Al Midani
MINISTRY OF ECONOMY & TRADE

Bisher Al-Houssami
AL-ISRAA INTERNATIONAL FREIGHT
FORWARDER

H. Altass
DAMASCUS UNIVERSITY

Jamil Ammar
SYRIAN STRATEGIC THINK TANK
RESEARCH CENTER

Ghada Armali
SARKIS & ASSOCIATES

John Balouziyeh
DENTONS

Karen Baroud
PwC LEBANON

Diaa Dannan
TALAL ABU GHAZALEH LEGAL (TAG-
LEGAL)

Mohammad Khaled Darwicheh
TALAL ABU GHAZALEH LEGAL (TAG-
LEGAL)

Nada ElSayed
PwC LEBANON

Anas Ghazi
MEETHAK - LAWYERS & CONSULTANTS

Hudda Hasree
ARAB INTERNATIONAL UNIVERISTY

Yazan Hosari
CENTRAL BANK OF SYRIA

Amgad Husein
DENTONS

Mohammad Joumaa
PwC LEBANON

Azzam Kaddour
INTERNATIONAL LEGAL BUREAU

Mazen N. Khaddour
INTERNATIONAL LEGAL BUREAU

Loubna Khoury
AUDITING CONSULTING ACCOUNTING
CENTER

Randa Moftah
CENTRAL BANK OF SYRIA

Gabriel Oussi
OUSSI LAW FIRM

Housam Safadi
SAFADI BUREAU

Fadi Sarkis
SARKIS & ASSOCIATES

TAIWAN, CHINA

CHEN, SHYU & PUN
GIBSIN ELECTRICAL CONSULTANCY

Mark Brown
WINKLER PARTNERS

Victor Chang
LCS & PARTNERS

Christine Chen
WINKLER PARTNERS

Edgar Y. Chen
TSAR & TSAI LAW FIRM, MEMBER OF
LEX MUNDI

Hui-ling Chen
WINKLER PARTNERS

Nicholas V. Chen
PAMIR LAW GROUP

Patrick Chen
LEXCEL PARTNERS

Yo-Yi Chen
FORMOSA TRANSNATIONAL

Chun-Yih Cheng
FORMOSA TRANSNATIONAL

Yu-Chung Chiu
MINISTRY OF INTERIOR

Dennis Chou
VIA JUSTICE LAW OFFICES

Peter Dernbach
WINKLER PARTNERS

Philip T. C. Fei
FEI & CHENG ASSOCIATES

Mark Hartly
LCS & PARTNERS

Sophia Hsieh
TSAR & TSAI LAW FIRM, MEMBER OF
LEX MUNDI

Barbara Hsu
SDV LOGISTICS

Robert Hsu
SDV LOGISTICS

Tony Hsu
PAMIR LAW GROUP

Jack J.T. Huang
JONES DAY

Margaret Huang
LCS & PARTNERS

Nicole Huang
LCS & PARTNERS

Charles Hwang
YANGMING PARTNERS

Charlotte J. Lin
LCS & PARTNERS

Gladys Kao
WINKLER PARTNERS

Howard Kuo
PwC TAIWAN

Chih-Shan Lee
WINKLER PARTNERS

Michael D. Lee
PAMIR LAW GROUP

Yu Lee
TAIPEI CITY GOVERNMENT

Justin Liang
BAKER & MCKENZIE

Frank Lin
REXMED INDUSTRIES Co., LTD.

Lilian Lin
FINANCIAL SUPERVISORY COMMISSION,
BANKING BUREAU

Lisa Lin
YANGMING PARTNERS

Ming-Yen Lin
DEEP & FAR, ATTORNEYS-AT-LAW

Rich Lin
LCS & PARTNERS

Kang-Shen Liu
LEXCEL PARTNERS

Stacy Lo
LEXCEL PARTNERS

Christopher Neumeyer
ASIA LAW

Joseph Ni
GOOD EARTH CPA

Mark Ohlson
YANGMING PARTNERS

Patrick Pai-ChiangChu
LEE AND LI

Bee Leay Teo
BAKER & MCKENZIE

Sean Tung
LCS & PARTNERS

Chao-Yu Wang
YANGMING PARTNERS

Fran Wang
YANGMING PARTNERS

Yi-Fan Wang
YANGMING PARTNERS

Richard Watanabe
PWC TAIWAN

Ja Lin Wu
COUNCIL FOR ECONOMIC PLANNING & DEVELOPMENT

Pei-Yu Wu
BAKER & MCKENZIE

Alex Yeh
LCS & PARTNERS

TAJIKISTAN

BARKI TOIJK
BDO TAJIKISTAN

CIBT - CREDIT INFORMATION BUREAU
IN TAJIKISTAN

Timur Abdulaev
LEGAL CONSULTING GROUP

Bakhtiyor Abdulhamidov
AKHMEDOV, AZIZOV &
ABDULHAMIDOV ATTORNEYS

Bakhtiyor Abdulloev
ABM TRANS SERVICE LLC

Zarrina Adham
HUMO AND PARTNERS

Zulfiya Akchurina
GRATA LAW FIRM

Shavkat Akhmedov
AKHMEDOV, AZIZOV &
ABDULHAMIDOV ATTORNEYS

Khujanazar Aslamshoev
COLIBRI LAW FIRM

Amirbek Azizov
MINISTRY OF LABOR & SOCIAL
PROTECTION

Denis Bagrov
COLIBRI LAW FIRM

Jienschov Bukhoriev
USAID BEI BUSINESS ENVIRONMENT
IMPROVEMENT PROJECT (BY PRAGMA
CORPORATION)

Firuz Bulbulov
THE COLLEGIUM OF AUDITORS OF
TAJIKISTAN

Ashraf Sharifovich Ikromov
SAMAD SOZ LLC

Amirhonov Ilhom
ABM TRANS SERVICE LLC

Elena Kaeva
PWC KAZAKHSTAN

Assel Khamzina
PWC KAZAKHSTAN

Rahmon Muratov
KN IBRAKOM FZCO.

Rustam Nazrishi
NAZRISHO & MIRZOEV LAW FIRM, LLC

Firdavs S. Mirzoev
NAZRISHO & MIRZOEV LAW FIRM, LLC

Emin Sanginov
MINISTRY OF LABOR & SOCIAL
PROTECTION

Tatyana Savinykh
PWC KAZAKHSTAN

Marina Shamilova
LEGAL CONSULTING GROUP

Sherzod Sodatkadamov
NAZRISHO & MIRZOEV LAW FIRM, LLC

Maltuba Ujdjabaeva
NATIONAL ASSOCIATION OF BUSINESS

TANZANIA

Zukra Ally
PWC TANZANIA

Said Athuman
TANZANIA REVENUE AUTHORITY

Moses Dancan
GAPCS

Beatus Idama
PKF ACCOUNTANTS & BUSINESS
ADVISOR TANZANIA

Protase R. G. Ishengoma
ISHENGOMA, KARUME, MASHA &
MAGAI ADVOCATES

John R. Kahyoza

Kamanga W. Kapinga
MKONO & CO ADVOCATES

Wilbert B. Kapinga
MKONO & CO ADVOCATES

Antonia Kilama
REX ATTORNEYS

Shani Kinswaga
PWC TANZANIA

Adam Lovett
NORTON ROSE FULBRIGHT

Amalia Lui
FB ATTORNEYS

Christine M.S. Shekidele
TANZANIA REVENUE AUTHORITY

Victoria Makani
VELMA LAW CHAMBERS

Robert Makaramba
HIGH COURT OF TANZANIA
COMMERCIAL DIVISION

Hyacintha Benedict Makileo
NATIONAL CONSTRUCTION COUNCIL

Siri A. Malai
MALAI FREIGHT FORWARDERS LTD.

Lydia Massawe
NMM ATTORNEYS

Hellen Masumba
PWC TANZANIA

Sophia Mgonja
TANESCO LTD.

Nimrod Mkono
MKONO & CO ADVOCATES

George Mpeli Kilindu
REX ATTORNEYS

Ayoub Mtafya
NEXLAW ADVOCATES

Gerald Nangi
FB ATTORNEYS

Maningo Nassoro
PRIME MINISTER'S OFFICE

Stella Ndikimi
EAST AFRICAN LAW CHAMBERS

Burure Ngocho
ISHENGOMA, KARUME, MASHA &
MAGAI ADVOCATES

Alex Thomas Nguluma
REX ATTORNEYS

Neema Nyiti
CRB AFRICA LEGAL

Cyril Peshu
CRB AFRICA LEGAL

Abdul Qaubid Abdallah
CRB AFRICA LEGAL

Shamiza Ratansi
ADEPT CHAMBERS

Frederick Ringo
ADEPT CHAMBERS

Charles R.B. Rwechungura
CRB AFRICA LEGAL

Nabihah Seif
EAST AFRICAN LAW CHAMBERS

Evarist Sekaboyi
FROSTEE ATTORNEYS

Robi Simon
FROSTEE ATTORNEYS

Eve Hawa Sinare
REX ATTORNEYS

Aisha Ally Sinda
MKONO & CO ADVOCATES

Richard Sisa
GAPCS

David Tarimo
PWC TANZANIA

Reginald Tarimo
BANK OF TANZANIA

Sarah Thomas Massamu
ADEPT CHAMBERS

Regis Tissier
BOLLORÉ AFRICA LOGISTICS

THAILAND

DLA PIPER

Janist Aphornratana
PWC THAILAND

Aungsurus Areekul
THAI CONTRACTORS ASSOCIATION
UNDER H.M. THE KING'S PATRONAGE

Chanakorn Boonyasith
SIAM CITY LAW OFFICES LTD.

Chalee Chantanayingyong
SECURITIES AND EXCHANGE
COMMISSION

Stefan Chapman
CHANDLER & THONG-EK

Chinnavat Chinsangaram
WEERAWONG, CHINNAVAT &
PEANGPANOR LTD.

Wachakorn Chiramongkolkul
PWC THAILAND

Sirijitt Choosak
SIAM CITY LAW OFFICES LTD.

Ramin Chuayriang
METROPOLITAN ELECTRICITY AUTHORITY

Paul Connelly
INTERNATIONAL LEGAL COUNSELLORS
THAILAND LIMITED (ILCT)

Laksamon Dhamminch
ANTARES CONSULTING LTD

Alexandre Dupont
ORBIS LEGAL ADVISORY LTD.

Frederic Favre
VOVAN & ASSOCIES

Seetha Gopalakrishnan
PWC THAILAND

Amélie Guardiola
VOVAN & ASSOCIES

Sitra Horshinchai
SIAM CITY LAW OFFICES LTD.

Yothin Intaraprasong
CHANDLER & THONG-EK

Muncharee Ittipalin
APL

Pattaraporn Kaiboriboon
LAWPLUS LTD.

Saran Kleesuwan
TILLEKE & GIBBINS

Siri Lerdsirisonopon
VOVAN & ASSOCIES

Sakchai Limsiripothong
WEERAWONG, CHINNAVAT &
PEANGPANOR LTD.

Surapol Opasatien
NATIONAL CREDIT BUREAU CO. LTD.

Tanadee Pantumkomol
CHANDLER & THONG-EK

Thidarat Patjaisomboon
APL

Thawatchai Pittayasophon
SECURITIES AND EXCHANGE
COMMISSION

Thunsamorn
Pochjanapanichakul
VICKERY & WORACHAI LTD.

Alexander Polgar
ANTARES CONSULTING LTD

Ratana Poonsombudlert
CHANDLER & THONG-EK

Cynthia M. Pornavalai
TILLEKE & GIBBINS

Supan Poshyananda
SECURITIES AND EXCHANGE
COMMISSION

Chitchai Punsan
TILLEKE & GIBBINS

Chinnavit Putanapibul
SIAM CITY LAW OFFICES LTD.

Rangsima Rattana
LEGAL EXECUTION DEPARTMENT

Thavorn Rujivanarom
PWC THAILAND

Arnon Rungthanakarn
SIAM CITY LAW OFFICES LTD.

Maythawee Sarathai
MAYER BROWN JSM

Somchai Sathiramongkolkul
PRICEWATERHOUSECOOPERS LEGAL &
TAX CONSULTANTS LIMITED

Charunon Sathitsuksomboon
TILLEKE & GIBBINS

Salisa K. Skinner
CHANDLER & THONG-EK

Theerapat Sombatsataporakul
TILLEKE & GIBBINS

Kowit Somwaiya
LAWPLUS LTD.

Nuttakom Sorakum
ORBIS LEGAL ADVISORY LTD.

Rachamarn Suchitchon
SECURITIES AND EXCHANGE
COMMISSION

Picharn Sukparangsee
SIAM CITY LAW OFFICES LTD.

Kesara Summacarava
MAYER BROWN JSM

Luxsiri Supakijjanusorn
SIAM CITY LAW OFFICES LTD.

Siripong Supakijjanusorn
PRICEWATERHOUSECOOPERS LEGAL &
TAX CONSULTANTS LIMITED

Naddaporn Suwanvajakkasikij
LAWPLUS LTD.

Hunt Talmage
CHANDLER & THONG-EK

Supanon Triumnuk
TILLEKE & GIBBINS

Paisan Tulapornpipat
BLUE OCEAN LOGISTICS CO., LTD.

Pleotian Uttarachai
SIAM CITY LAW OFFICES LTD.

Sutharm Valaisathien
INTERNATIONAL LEGAL COUNSELLORS
THAILAND LIMITED (ILCT)

Pattara Vasinwatanapong
VICKERY & WORACHAI LTD.

Harold K. Vickery Jr.
VICKERY & WORACHAI LTD.

Patcharaporn Vinitnuntarat
SIAM CITY LAW OFFICES LTD.

Pimvimol Vipamaneerut
TILLEKE & GIBBINS

Athicha Vuttiviroj
MAYER BROWN JSM

Auradee Wongsaraj
CHANDLER & THONG-EK

Ahmet Yesilkaya
TILLEKE & GIBBINS

Somchai Yungkarn
CHANDLER & THONG-EK

TIMOR-LESTE

BANCO CENTRAL DE TIMOR-LESTE
(BCTL)

DLA PIPER

Henrique Araujo Sobreira
MIRANDA CORREIA AMENDOEIRA &
ASSOCIADOS

Jose Pedro Camoos
ASSOCIACAO DOS ADVOGADOS TIMOR
LESTE

Miguel Carreira Martins
NATIONAL UNIVERSITY OF TIMOR-LESTE
(UNTL)

Joana Custoias
MIRANDA CORREIA AMENDOEIRA &
ASSOCIADOS

Anthony Frazier

Renato Guerra de Almeida
MIRANDA CORREIA AMENDOEIRA &
ASSOCIADOS

Eusebio Guterres
UNIDO BUSINESS REGULATORY
CONSULTANT

Jackson Lay
PALM SPRING ESTATE

Naomi Leong
DELOITTE LLP

Vega Ramadhan
PWC INDONESIA

Fernando Torrão Alves
CAIXA GERAL DE DEPOSITOS (CGD)

Tim Robert Watson
PWC INDONESIA

Christian Yo
PWC INDONESIA

TOGO

AGENCE EPAUC NOUVELLE
DIRECTION DES SERVICES TECHNIQUE
DE LA MAIRIE

Edzodzi Délato Adonsou
DIRECTION DE L'HABITAT ET DU
PATRIMOINE IMMOBILIER

Koudzou Mawuéna Agbembaple
AUTORITÉ DE RÉGLEMENTATION DU
SECTEUR DE L'ÉLECTRICITÉ

Symphorien Agbessadj
BCEAO

Kokou Gadémin Agbessi
CABINET LUCRÉATIF

Franck Akakpo
MAERSK LINE

Martial Akakpo
SCP MARTIAL AKAKPO & ASSOCIÉS

Nicolas Kossi Akidjetan
ORDRE NATIONAL DES ARCHITECTES DU
TOGO (ONAT)

Richard Kowovi A. Akpoto-
Kougblenou

STUDIO ALPHA A.I.C.

Ahmadou Al Aminou Lo
BCEAO

Prosper Gato Amegnido
GROUPE GATO

Coffi Alexis Aquereburu
AQUEREBURU AND PARTNERS CABINET
D'AVOCATS

Cécile Assogbavi
ÉTUDE NOTARIALE ASSOGBAVI

Sylvanus Dodzi Awutey
CABINET LUCREATIF

Koli-Yidaou Bakó
COMPAGNIE ENERGIE ELECTRIQUE DU
TOGO (CEET)

Sockna Diaby
PwC CÔTE D'IVOIRE

Koffi Joseph Dogbevi
CABINET LUCREATIF

Simon Dogbo
MAERSK LINE

Amatékoé Kangni
SCP MARTIAL AKAKPO & ASSOCIÉS

Vitalice Kangni
SCP MARTIAL AKAKPO & ASSOCIÉS

Komivi Kassegne
COMPAGNIE ENERGIE ELECTRIQUE DU
TOGO (CEET)

Bleounou Komlan
AVOCAT À LA COUR

Hokaméto Kpenou
AUTORITÉ DE RÉGLEMENTATION DU
SECTEUR DE L'ÉLECTRICITÉ

Sibivi Elina Lawson-Atutu
SCP MARTIAL AKAKPO & ASSOCIÉS

Emmanuel Mamlan
SCP MARTIAL AKAKPO & ASSOCIÉS

Adeline Messou
PwC CÔTE D'IVOIRE

Yawovi Negbegble
AUTORITÉ DE RÉGLEMENTATION DU
SECTEUR DE L'ÉLECTRICITÉ

Comlan Eli-Eli N'soukpoé
SCP MARTIAL AKAKPO & ASSOCIÉS

Olivier Pedanou
CABINET LUCREATIF

Oesimbola Randriamampianina
CABINET JOHN W. FROOKS & CO.

Nourou Sama
COMPAGNIE ENERGIE ELECTRIQUE DU
TOGO (CEET)

Diagne Souadou
BCEAO

Dominique Taty
PwC CÔTE D'IVOIRE

Mouhamed Tchassona Traore
ÉTUDE ME MOUHAMED TCHASSONA
TRAORE

Inès Mazalo Tekpa
CABINET LUCREATIF

Antoine Traore
BCEAO

Fousséni Traoré
PwC CÔTE D'IVOIRE

Père Venance
LOGISTIQUE COMMERCIALE D'AFRIQUE
(LCA)

Prince Zacharie Adjé Wilson-
Adjete
CABINET DE MAÎTRE GALOLO SOEDJEDE

Emmanuel Yehouessi
BCEAO

Edem Amétéfé Zotchi
SCP MARTIAL AKAKPO & ASSOCIÉS

TONGA

Inoke Afu
PACIFIC FINANCE & INVESTMENT LTD.

Lord Dalgety
ELECTRICITY COMMISSION

Delores Elliott
DATA BUREAU (TONGA) LIMITED

Kolotia Fotu
MINISTRY OF LABOUR, COMMERCE AND
INDUSTRIES

Peni Lavakeiaho Makoni
MINISTRY OF WORKS

James Lutui
CROWN LAW

Salesi Mataele
OCEANTRANZ TONGA LTD.

Sione Tomasi Naite Fakahua
FAKAHUA-FA'OTUSIA & ASSOCIATES

Laki M. Niu
LAKI NIU OFFICES

Alani Schaumkel
DATELINE TRANS-AM SHIPPING

Ralph Stephenson
STEPHENSON ASSOCIATES

Hiva Tatila
TONGA DEVELOPMENT BANK

Fine Tohi
DATELINE TRANS-AM SHIPPING

Lesina Tonga
LESINA TONGA LAW FIRM

Distquaine P. Tu'ihalamaka
MINISTRY OF LABOUR, COMMERCE AND
INDUSTRIES

Kisione Tupou
JKCA

Christine Uta'atu
UTA'ATU & ASSOCIATES

Fataimoemanu Lafaele Vaihu
F.L. VAIHU LAW FIRM

Jone Vuli
WESTPAC BANK OF TONGA

TRINIDAD AND TOBAGO

REGULATED INDUSTRIES COMMISSION

Christopher Alexander
PHOENIX LOGISTICS (TRINIDAD) LTD.

Elena Araujo
ARAUJO LAW

Rene Austin
TRINIDAD & TOBAGO ELECTRICITY
COMMISSION

Karen Bridgewater-Taylor
REGISTRAR GENERAL'S DEPARTMENT OF
TRINIDAD AND TOBAGO

Tiffany Castillo
M. HAMEL-SMITH & Co., MEMBER OF
LEX MUNDI

Donielle K. Charles
FITZWILLIAM STONE FURNESS-SMITH
& MORGAN

Stacy Lee Daniell
M. HAMEL-SMITH & Co., MEMBER OF
LEX MUNDI

Luis Dini
HSMDDT LTD.

Carol Dos Santos
WATER AND SEWAGE AUTHORITY OF
TRINIDAD AND TOBAGO

Sheryl Anne Haynes
TOWN AND COUNTRY PLANNING
DIVISION

Nadia Henriques
M. HAMEL-SMITH & Co., MEMBER OF
LEX MUNDI

Melissa Inglefield
M. HAMEL-SMITH & Co., MEMBER OF
LEX MUNDI

Rachel Maria Jaggernauth
LEX CARIBBEAN

Aisha Kujifi
EMPLOYERS' CONSULTATIVE
ASSOCIATION OF TRINIDAD & TOBAGO

Ann-Marie Mahabir
M. HAMEL-SMITH & Co., MEMBER OF
LEX MUNDI

David Montgomery
D. MONTGOMERY & Co. -
CORRESPONDENT OF RUSSELL BEDFORD
INTERNATIONAL

Nicole Moonan
REGISTRAR GENERAL'S DEPARTMENT OF
TRINIDAD AND TOBAGO

Dean Nieves
TRANSUNION

Marjorie Nunez
LEX CARIBBEAN

Kevin Nurse
JOHNSON, CAMACHO & SINGH

Steven M. Paul
J.D. SELLIER & Co.

Sonji Pierre Chase
JOHNSON, CAMACHO & SINGH

Brandon Primus
LEX CARIBBEAN

Fanta Punch
M. HAMEL-SMITH & Co., MEMBER OF
LEX MUNDI

Mark Ramkerrysingh
FITZWILLIAM STONE FURNESS-SMITH
& MORGAN

Ramlogan
TOWN AND COUNTRY PLANNING
DIVISION

Kelvin Ramsook
TRINIDAD & TOBAGO ELECTRICITY
COMMISSION

Myrna Robinson-Walters
M. HAMEL-SMITH & Co., MEMBER OF
LEX MUNDI

Anne Roche
REGISTRAR GENERAL'S DEPARTMENT OF
TRINIDAD AND TOBAGO

Andre Rudder
J.D. SELLIER & Co.

Alice Salandy
GSAL DESIGNS LTD.

Gregory Salandy
GSAL DESIGNS LTD.

Nicholas Sinanan
JOHNSON, CAMACHO & SINGH

Jonathan Walker
M. HAMEL-SMITH & Co., MEMBER OF
LEX MUNDI

Allyson West
PwC

Grantley Wilshire
M. HAMEL-SMITH & Co., MEMBER OF
LEX MUNDI

TUNISIA

Samir Abdely
ABDELLY & ASSOCIÉS

Ilhem Abderrahim
SOCIÉTÉ TUNISIENNE DE L'ÉLECTRICITÉ ET
DU GAZ (STEG)

Salma Abida
MINISTÈRE DE LA JUSTICE

Mohamed Ammar
SOCIÉTÉ TUNISIENNE DE L'ÉLECTRICITÉ ET
DU GAZ (STEG)

Mohamed Moncef Barouni
ACR

Adly Bellagha
ADLY BELLAGHA & ASSOCIATES

Hend Ben Achour
ADLY BELLAGHA & ASSOCIATES

Leila Ben Mbarek
LEGALYS

Saif Allah Ben Mefteh
ABDELLY & ASSOCIÉS

Amel Ben Rahal
BANQUE CENTRALE DE TUNISIE

Miriam Ben Rejeb
CAF JURIDIQUE ET FISCAL SARL

Abdelfetah Benahji
FERCHIOU & ASSOCIÉS

Peter Bismuth
TUNISIE ELECTRO TECHNIQUE

Salaheddine Caid Essebsi
CAID ESSEBSI AND PARTNERS LAW FIRM

Salma Chaari
ABDELLY & ASSOCIÉS

Elyes Chafter
CHAFTER RAOUADI LAW FIRM

Zine el Abidine Chafter
CHAFTER RAOUADI LAW FIRM

Afef Challouf
SOCIÉTÉ TUNISIENNE DE L'ÉLECTRICITÉ ET
DU GAZ (STEG)

Abdelmalek Dahmani
DAHMANI TRANSIT INTERNATIONAL

Mohamed Derbel
BDO

Mohamed Lotfi El Ajeri
EL AJERI LAWYERS, PARTENAIRE DE DS
AVOCATS

Myriam Escheikh
LEGALYS

Wafa Essayeh
PwC TUNISIA

Noureddine Ferchou
FERCHIOU & ASSOCIÉS

Slim Gargouri
CPA

Samah Ghrab
CAF JURIDIQUE ET FISCAL SARL

Imene Hanafi
LEGALYS

Anis Jabnoun
GIDE LOYRETTE NOUËL, MEMBER OF
LEX MUNDI

Atf Jebali Nasri
LEGALYS

Badis Jedidi
GIDE LOYRETTE NOUËL, MEMBER OF
LEX MUNDI

Sami Kallel
KALLEL & ASSOCIATES

Faycal Karoui
SOCIÉTÉ TUNISIENNE DE L'ÉLECTRICITÉ ET
DU GAZ (STEG)

Larbi Khedira
CHAFTER RAOUADI LAW FIRM

Selim Knani
CAF JURIDIQUE ET FISCAL SARL

Mabrouk Maalaoui
PwC TUNISIA

Dina Magroun
EL AJERI LAWYERS, PARTENAIRE DE DS
AVOCATS

Jomaa Mahmoud
CAF JURIDIQUE ET FISCAL SARL

Mohamed Ali Masmoudi
CAF JURIDIQUE ET FISCAL SARL

Emna Mazouni
CAF JURIDIQUE ET FISCAL SARL

Sarah Mebazaa
COMETE ENGINEERING

Radhi Meddeb
COMETE ENGINEERING

Mohamed Taieb Mrabet
BANQUE CENTRALE DE TUNISIE

Atf Nasri
FERCHIOU & ASSOCIÉS

Imen Nouira
CONSERVATION FONCIÈRE TUNISIA

Olfa Othmane
BANQUE CENTRALE DE TUNISIE

Habiba Raouadi
CHAFTER RAOUADI LAW FIRM

Hédi Rezgui
SOCIÉTÉ TUNISIENNE DE L'ÉLECTRICITÉ ET
DU GAZ (STEG)

Koubaa Rym
CRK

Rachid Tmar
CAF JURIDIQUE ET FISCAL SARL

Anis Wahabi
AWT AUDIT & CONSEIL

TURKEY

ARMADA LTD. ŞTI.

ERNST & YOUNG

SOMAY HUKUK BÜROSU

UNDERSECRETARIAT OF TREASURY

UNION OF CHAMBERS AND COMMODITY
EXCHANGES OF TURKEY

Erol Acun
ÖZAK TEKSTİL

Umut Akabay
MINISTRY OF CUSTOMS AND TRADE

Emre Akarkarasu
PwC TURKEY

Cuneyt Akcal
3E DANİŞMANLIK LTD. ŞTI.

Besim Berk Akcan
PRICEWATERHOUSECOOPERS

Basak Akin
AYDAŞ LIMAN KURMAN ATTORNEYS-
AT-LAW

Serdar Akinci
MINISTRY OF ECONOMY

Susen Aklan
SERAP ZUVIN LAW OFFICES

Deniz Akman
BENER LAW OFFICE, MEMBER OF IUS
LABORIS

Sezin Akoğlu
PEKİN & PEKİN

Simge Akyüz
DEVRES LAW OFFICE

Inci Alaloglu
KALLEL & DEMIRHAN

Zeynep Alemardoğlu
SARIBRAHİMOĞLU LAW OFFICE

Asli Alper
MOROGLU ARSEVEN

Ekin Altıntaş
PwC TURKEY

Elif Arabacıoğlu
MEHMET GÜN & PARTNERS

Selin Barlin Aral
PAKSOY LAW FIRM

Melsa Ararat
CORPORATE GOVERNANCE FORUM OF
TURKEY, SABANCI UNIVERSITY

Firat Arkun
ARKUN LAW OFFICE

Ergun Benan Arseven
MOROGLU ARSEVEN

Ilkay Arslantaslı Bilen
KPMG

Banu Aslan
BEZEN & PARTNERS

- Melis Atasagun
PEKİN & BAYAR LAW FIRM
- Melis Avunduk
PRICEWATERHOUSECOOPERS
- Levent Aydaş
AYDAŞ LIMAN KURMAN ATTORNEYS-AT-LAW
- Aybike Aygun
SARIBRAHİMOĞLU LAW OFFICE
- Elvan Aziz
PAKSOY LAW FIRM
- Derya Bakı
TARLAN - BAKSI LAW FIRM
- Z. İlayda Balkan
ADMĐ - MAVIOĞLU & ALKAN LAW OFFICE
- Naz Bandık
ÇAKMAK AVUKATLIK BÜROSU
- Hüseyin Barun
SİSTEM LOJİSTİK
- Sedef Başçı
DEVRES LAW OFFICE
- Güray Batur
MINISTRY OF JUSTICE
- Ayça Bayburan
ADMĐ - MAVIOĞLU & ALKAN LAW OFFICE
- Erhan Baykotan
AKKARTAL İTHALAT İHRACAT
- Harun Bayramoğlu
İTKİB İSTANBUL TEXTILE AND APPAREL EXPORTERS' ASSOCIATION
- Nergis Beşiroğlu
CERRAHOĞLU LAW FIRM
- Serdar Bezen
BEZEN & PARTNERS
- Yeşim Bezen
BEZEN & PARTNERS
- Ayşe Eda Biçer
ÇAKMAK AVUKATLIK BÜROSU
- Taner Gokmen Bolayır
SERAP ZUVİN LAW OFFICES
- Melis Buhan
PEKİN & PEKİN
- Irfan Bumin
PERA CONSTRUCTION
- İdil Çağal Kuyan
PRICEWATERHOUSECOOPERS
- Cezmi Batuhan Çağatay
PRICEWATERHOUSECOOPERS
- Osman Çalışkan
MINISTRY OF JUSTICE
- Esin Çamlıbel
TURUNÇ LAW OFFICE
- Maria Lianides Çelebi
BENER LAW OFFICE, MEMBER OF İUS LABORIS
- Cemal Çelik
ENERGY MARKET REGULATORY AUTHORITY
- Ipek Merve Çelik
PEKİN & PEKİN
- M. Fadlullah Cerrahoğlu
CERRAHOĞLU LAW FIRM
- Emel Çetin
PAKSOY LAW FIRM
- İsa Coşkun
MINISTRY OF FINANCE
- Yavuz Dayoğlu
PRICEWATERHOUSECOOPERS
- Okan Demirkan
KOLCUOĞLU DEMİRKAN ATTORNEYS-AT-LAW
- Orkun Deniz
KREDİT KAYIT BÜRO
- Rüçhan Derici
3E DANIŞMANLIK LTD. ŞTİ.
- Kazım Derman
KREDİT KAYIT BÜRO
- Emine Devres
DEVRES LAW OFFICE
- Ebru Dicle
TURKISH INDUSTRY AND BUSINESS ASSOCIATION
- Hamide Handan Diri
MOROĞLU ARSEVEN
- Irmak Dirik
PEKİN & PEKİN
- Didem Doğan
PAKSOY LAW FIRM
- Alper Dönmez
ÖZAK TEKSTİL
- Murat Volkan Dülger
DÜLGER LAW FIRM
- Dilara Duman
DUMAN LAW OFFICE
- Safa Mustafa Durakoğlu
ÇAKMAK AVUKATLIK BÜROSU
- Özgür Ekinci
PWC TURKEY
- Gökben Erdem Dirican
PEKİN & PEKİN
- Aycan Erdoğan
PWC TURKEY
- Onur Ergün
TABOĞLU & DEMİRHAN
- Muzaffer Eroğlu
KOCAELİ UNIVERSITY, HUKUK FAKÜLTESİ
- Aslı Ersanlı
MOROĞLU ARSEVEN
- İlke Fadilloğlu
GSG AVUKATLIK ORTAKLIĞI
- Umurcan Gago
PWC TURKEY
- Zeynephan Gemicioğlu
CERRAHOĞLU LAW FIRM
- Sabiha Nur Göllü
BENER LAW OFFICE, MEMBER OF İUS LABORIS
- Osman Nuri Gönenç
CENTRAL BANK OF THE REPUBLIC OF TURKEY
- Gunhan Gonul
ÇAKMAK AVUKATLIK BÜROSU
- Berkay Gul
MOROĞLU ARSEVEN
- Zeki Gündüz
PWC TURKEY
- Remzi Orkun Guner
ADMĐ - MAVIOĞLU & ALKAN LAW OFFICE
- Onur Güngör
TIM TURKISH EXPORTERS ASSEMBLY
- Burcu Guray
MOROĞLU ARSEVEN
- Deniz Gürbüz
BOĞAZIÇI ELEKTİK DĞİTİM A.Ş. (BEDAŞ)
- Deniz Gurel
TURKISH INDUSTRY AND BUSINESS ASSOCIATION
- Ayşegül Gürsoy
CERRAHOĞLU LAW FIRM
- Gülşah Güven
DÜLGER LAW FIRM
- Özhan Güven
MINISTRY OF CUSTOMS AND TRADE
- Mehmet Güzel
Ece İlter
PWC TURKEY
- Canan İmanlı
MOROĞLU ARSEVEN
- Gül İncesulu
ÇAKMAK AVUKATLIK BÜROSU
- Selahattin Burak İplikci
PRICEWATERHOUSECOOPERS
- Sevi İslamagac
MOROĞLU ARSEVEN
- Kadir Orcun İssevenler
MOROĞLU ARSEVEN
- Baris Kalaycı
MEHMET GÜN & PARTNERS
- Ibrahim Kara
KREDİT KAYIT BÜRO
- Faruk Kavak
CENTRAL BANK OF THE REPUBLIC OF TURKEY
- Firat Baris Kavlak
KAVLAK LAW FIRM
- Siddik Kaya
MINISTRY OF CUSTOMS AND TRADE
- Uğur Kaynakçioğlu
DEVRES LAW OFFICE
- Betül Kencebay
TUYİD - TURKISH İR SOCIETY
- Burak Kepkep
KEPKEP INTERNATIONAL LEGAL COUNSELING
- Süleyman Kisaç
TÜRK TELEKOM
- Özlem Kızıl Voyvoda
ÇAKMAK AVUKATLIK BÜROSU
- Fatih Koca
Çiğdem Koğar
CENTRAL BANK OF THE REPUBLIC OF TURKEY
- Ayşe Busra Kose
MOROĞLU ARSEVEN
- Cengiz Koyuncu
TEKTRON DIŞ TIC. LTD. ŞTİ.
- Ceren Kuluhan
DUMAN LAW OFFICE
- Mert Kutlar
ADMĐ - MAVIOĞLU & ALKAN LAW OFFICE
- Altan Liman
AYDAŞ LIMAN KURMAN ATTORNEYS-AT-LAW
- Orhan Yavuz Mavioğlu
ADMĐ - MAVIOĞLU & ALKAN LAW OFFICE
- Dilek Menteş
CERRAHOĞLU LAW FIRM
- Günes Mermer
ÇAKMAK AVUKATLIK BÜROSU
- Maral Minasyan
KOLCUOĞLU DEMİRKAN ATTORNEYS-AT-LAW
- Erhan Seyfi Moroğlu
MOROĞLU ARSEVEN
- Şiła Muratoğlu
BAYIRLI & MURATOĞLU LAW FIRM
- Melis Oget Koc
SERAP ZUVİN LAW OFFICES
- Polin Oguzer
MOROĞLU ARSEVEN
- Ozgecan Oksuz
ÖZEL & ÖZEL ATTORNEYS-AT-LAW
- Ipek Okucu
GSG AVUKATLIK ORTAKLIĞI
- Mert Oner
KPMG
- Mehmet Otrar
CERRAHOĞLU LAW FIRM
- Remzi Ozbay
DSD DERİ SANAYİCİLERİ DIŞ TİCARET
- İbrahim Özçelik
TIM TURKISH EXPORTERS ASSEMBLY
- Kenan Özdemir
MINISTRY OF JUSTICE
- İlkay Lale Ozer
MOROĞLU ARSEVEN
- Korkut Özkorkut
ANKARA UNIVERSITY
- Fatih Öztürk
3E DANIŞMANLIK LTD. ŞTİ.
- Özlem Özyiğit
YASED - INTERNATIONAL INVESTORS ASSOCIATION
- Gülce Peker
GUNDUZ SİMSEK GAGO AVUKATLIK ORTAKLIĞI
- Ahmed Pekin
PEKİN & PEKİN
- Ferhat Pekin
PEKİN & BAYAR LAW FIRM
- Neriman Pelit
KOLCUOĞLU DEMİRKAN ATTORNEYS-AT-LAW
- Batuhan Şahmay
BENER LAW OFFICE, MEMBER OF İUS LABORIS
- Bilge Saltan
DÜLGER LAW FIRM
- Selim Sarıbrahimoğlu
SARIBRAHİMOĞLU LAW OFFICE
- Hakkı Şekerbay
MINISTRY OF LABOUR AND SOCIAL SECURITY
- Ömer Kayhan Seyhun
CENTRAL BANK OF THE REPUBLIC OF TURKEY
- Birol Sezer
İSTANBUL DENETİM VE YEMİNLİ MALİ MÜŞAVİRLİK A.Ş.
- Sezil Simsek
PRICEWATERHOUSECOOPERS
- Zafer Ertunc Sirin
İSTANBUL UNIVERSİTESİ
- Ayşe Ülkü Solak
MOROĞLU ARSEVEN
- Halit Süçmez
MINISTRY OF SCIENCE, INDUSTRY AND TECHNOLOGY
- Çağıl Sünbül
PRICEWATERHOUSECOOPERS
- Semih Sütcü
SOLMAZ CUSTOMS BROKERAGE & CONSULTANCY CO.
- Esin Taboğlu
TABOĞLU & DEMİRHAN
- Aylin Tarlan Tüzemen
TARLAN - BAKSI LAW FIRM
- Güzel Toker
PRICEWATERHOUSECOOPERS
- Berna Toksoy
TURKISH INDUSTRY AND BUSINESS ASSOCIATION
- Elif Tulunay
TURUNÇ LAW OFFICE
- Noyan Turunç
TURUNÇ LAW OFFICE
- Burcu Tuzcu Ersin
MOROĞLU ARSEVEN
- Dilara Uçar
SARIBRAHİMOĞLU LAW OFFICE
- Nursel Ucuşatar
SOLMAZ CUSTOMS BROKERAGE & CONSULTANCY CO.
- Ürün Ülkü
ADMĐ - MAVIOĞLU & ALKAN LAW OFFICE
- Ayşe Unal
TURUNÇ LAW OFFICE
- Furkan Ünal
PGLOBAL GLOBAL ADVISORY AND TRAINING SERVICES LTD.
- Mustafa Ünal
ERYÖREKLİ LAW OFFICE
- Hazal Urgan
PEKİN & PEKİN
- Ü. Barış Urhan
TUSİAD
- Anil Uysal
TALAL ABU GHAZALEH LEGAL (TAG-LEGAL)
- Barış Yalçın
PWC TURKEY
- Erman Yalçın
PWC TURKEY
- Ayşegül Yalçınmani
CERRAHOĞLU LAW FIRM
- Sevinay Yese Kovats
RENAISSANCE DEVELOPMENT
- A. Çağrı Yıldız
ADMĐ - MAVIOĞLU & ALKAN LAW OFFICE
- Çağatay Yılmaz
YILMAZ LAW OFFICES
- Rana Yılmaz
YILMAZ LAW OFFICES
- Süleyman Yolcu
ANKARA CHAMBER OF COMMERCE
- Murat Yülek
PGLOBAL GLOBAL ADVISORY AND TRAINING SERVICES LTD.
- Çağlar Yurttürk
YUKA LAW OFFICE
- Serap Zuvın
SERAP ZUVİN LAW OFFICES

UGANDA

- MAGISTRATE'S COURT AT MENGO
MINISTRY OF LANDS, HOUSING & URBAN DEVELOPMENT
- Michael Akampurira
AKAMPURIRA AND PARTNERS
- Daniel Angualia
ANGUALIA, BUSIKU & Co. ADVOCATES
- Leria Arinaitwe
SEBALU & LULE ADVOCATES
- Alex Ayesigye
MINISTRY OF FINANCE
- Justine Bagyenda
BANK OF UGANDA
- Bernard Baingana
PWC UGANDA
- Joseph Baliddawa
JB BYAMUGISHA & RWAHERU ADVOCATES
- Lawrence Byensi
UGANDA INVESTMENT AUTHORITY
- Matovu Emmy
MARMA TECHNICAL SERVICES
- Ninsiima Irene
ANGUALIA, BUSIKU & Co. ADVOCATES
- Sarfazar Jiwani
SEYANI BROTHERS & Co. (U) LTD.
- Lwanga John Bosco
MARMA TECHNICAL SERVICES
- MacDusman Kabega
TUMSIIME, KABEGA & Co. ADVOCATES
- Godwin Kakande
Richard Kamajugo
UGANDA REVENUE AUTHORITY
- Francis Kamulegeya
PWC UGANDA

- Aggrey Kankunda
AA&L ASSOCIATES
- John Karuhunga
LAND REGISTRY
- Phillip Karugaba
MMAKS ADVOCATES
- Edwin Karugire
KIWANUKA & KARUGIRE ADVOCATES
- Baati Katende
KATENDE, SSEMPEBWA & Co.
ADVOCATES
- David Katende
ENVIROKAD
- John W. Katende
KATENDE, SSEMPEBWA & Co.
ADVOCATES
- Sim K. Katende
KATENDE, SSEMPEBWA & Co.
ADVOCATES
- Soogi Katende
KATENDE, SSEMPEBWA & Co.
ADVOCATES
- Didymus Byenkya Kato
ATACO FREIGHT SERVICES LTD.
- Muhammad Kattan
UNCTAD (UNITED NATION
CONFERENCE ON TRADE AND
DEVELOPMENT) AND ASYCUDA
- Peter Kauma
KIWANUKA & KARUGIRE ADVOCATES
- Assumpta Kemigisha
NANGWALA, REZIDA & Co.
ADVOCATES
- Muzamiru Kibeedi
KIBEEEDI & Co.
- Sebaggala M. Kigozi
UGANDA MANUFACTURES ASSOCIATION
- Innocent Kihika
SHONUBI MUSOKE & Co.
- Mubarak Nkuutu Kirunda
UGANDA MANUFACTURES ASSOCIATION
- Geoffrey Kiryabwire
HIGH COURT OF UGANDA
- Kiryowa Kiwanuka
KIWANUKA & KARUGIRE ADVOCATES
- Robert Komakec
ARCH FORUM LTD.
- Charles Koojo
URBAN RESEARCH AND TRAINING
CONSULTANCY
- Byarugaba Kusiilla Brigitte
SHONUBI MUSOKE & Co.
- Brigitte Kusiima Sendi
SHONUBI, MUSOKE & Co. ADVOCATES
- Anita Kusima
KAMPALA CAPITAL CITY AUTHORITY
(KCCA)
- Ida Kussima
KATENDE, SSEMPEBWA & Co.
ADVOCATES
- Lillian Helen Kuteesa
NANGWALA, REZIDA & Co.
ADVOCATES
- Arthur Kwesiga
UGANDA REGISTRATION SERVICES
BUREAU
- Robinah Lutaaya
PwC UGANDA
- Michael Malan
COMPUSCAN CRB LTD.
- Paul Mbuga
SEBALU & LULE ADVOCATES
- Paul Moores
FBW GROUP
- Richard Mubiru
MINISTRY OF FINANCE
- Cornelius Mukibi
C. MUKIBI SENTAMU & Co.
ADVOCATES
- Andrew Munanura Kamuteera
SEBALU & LULE ADVOCATES
- Peters Musoke
SHONUBI, MUSOKE & Co. ADVOCATES
- Rachel Mwanje Musoke
MMAKS ADVOCATES
- Sarah Musumba
PwC UGANDA
- Jimmy M. Muyanja
MUYANJA & ASSOCIATES
- Joseph Mwangalo
- Nicholas Mwasame Walyemwa
SHONUBI MUSOKE & Co.
- Noah Mwesigwa
SHONUBI, MUSOKE & Co. ADVOCATES
- Eva Nalwanga Gitta
KASIRYE BYARUHANGA AND Co.
- Plaxeda Namirimu
PwC UGANDA
- Sophia Nampijja
KATENDE, SSEMPEBWA & Co.
ADVOCATES
- Innocent Ngobi Ndiko
NGOBI NDIKO ADVOCATES
- Diana Ninsiima
MMAKS ADVOCATES
- James Kagiri Njoroge
PRICE & KING CERTIFIED PUBLIC
ACCOUNTANTS
- Florence Nsubuga
UMEME LIMITED
- William Okello
Alex Rezida
NANGWALA, REZIDA & Co.
ADVOCATES
- Moses Segawa
SEBALU & LULE ADVOCATES
- Cameo Shay
SBI INTERNATIONAL HOLDINGS AG
UGANDA
- Alan Shonubi
SHONUBI, MUSOKE & Co. ADVOCATES
- Parbat Siyani
SEYANI BROTHERS & Co. (U) LTD.
- Charles Lwanga Ssemanda
Winifred Tarinyeba Kiryabwire
MAKERERE UNIVERSITY
- Obed Tindyebwa
GRAND & NOBLE, CERTIFIED PUBLIC
ACCOUNTANTS
- Ambrose Turyahabwe
DHL GLOBAL FORWARDING (U) LTD.
- Bemanya Twebaze
UGANDA REGISTRATION SERVICES
BUREAU
- Isaac Walukagga
MMAKS ADVOCATES
- Remmy George Wamimbi
AKAMPURIRA AND PARTNERS
- UKRAINE**
- JSC THE STATE EXPORT-IMPORT BANK
OF UKRAINE
- STATE CUSTOMS SERVICE OF UKRAINE
- Yaroslav Abramov
ILF INTEGRITES
- Denys Absalyamov
JSC UKRENERGOCHERMET
- Oleksandr Aleksyeyenko
ILF INTEGRITES
- Rotov Alexander
CONFEDERATION OF BUILDERS OF
UKRAINE
- Oleg Y. Alyoshin
VASIL KISIL & PARTNERS
- Andrey Astapov
ASTAPOV LAWYERS INTERNATIONAL
LAW GROUP
- Ron J. Barden
PwC UKRAINE
- Svitlana Berezna
ILF INTEGRITES
- Gleb Bialyi
EGOROV PUGINSKY AFANASIEV &
PARTNERS
- Julia Bilonozhko
DENTONS
- Yevgen Blok
ILF INTEGRITES
- Oleg Boichuk
EGOROV PUGINSKY AFANASIEV &
PARTNERS
- Glib Bondar
AVELLUM PARTNERS
- Valeriy Bondar
HLB UKRAINE
- Yulia Bondar
HLB UKRAINE
- Timur Bondaryev
ARZINGER & PARTNERS
- Alexander Borisov
ZOVNISHINFORMAUDIT C
- Lilia Boulakh
DLA PIPER UKRAINE LLC
- Alexander Buryak
PwC UKRAINE
- Taras Chernikov
EGOROV PUGINSKY AFANASIEV &
PARTNERS
- Luliia Chervonooka
VASIL KISIL & PARTNERS
- Serhiy Chorny
BAKER & MCKENZIE
- Aleksandr Deputat
ELIT GROUP
- Nadiia Dmytrenko
EGOROV PUGINSKY AFANASIEV &
PARTNERS
- Mariana Dudnyk
PwC UKRAINE
- Igor Dykynsky
BNT & PARTNER
- Max Fedorchenko
LAW FIRM IP & C. CONSULT, LLC
- Ganna Fokina
ULYSSES
- Dmytro Galagan
ULYSSES
- Leonid Gilevich
ILYASHEV & PARTNERS
- Oleksandra Gorak
DLA PIPER UKRAINE LLC
- Volodymyr Grabchak
ARZINGER & PARTNERS
- Sergiy Gryshko
CMS CAMERON MCKENNA
- Valeriia Gudiy
ILYASHEV & PARTNERS
- Mykola Heletiy
CHADBOURNE & PARKE LLP
- Oksana Ilchenko
EGOROV PUGINSKY AFANASIEV &
PARTNERS
- Jon Johannesson
IBCH
- Oleksii Kharitonov
INYURPOLIS LAW FIRM
- Tatiana Kheruvimova
KPMG
- Olga Khoroshylova
EGOROV PUGINSKY AFANASIEV &
PARTNERS
- Andriy Kirmach
CHADBOURNE & PARKE LLP
- Natalia Klochun
ARZINGER & PARTNERS
- Andrii Knysch
EGOROV PUGINSKY AFANASIEV &
PARTNERS
- Maksym Kopeychukov
ILYASHEV & PARTNERS
- Vitaliy Kornev
ASTERS
- Anton Korobeynikov
SAYENKO KHARENKO
- Andrey Kosharny
ELIT GROUP
- Arina Kostina
ULYSSES
- Denys Kulgavyi
DENTONS
- Vitaliy Kulinich
EGOROV PUGINSKY AFANASIEV &
PARTNERS
- Oleksandr Kurdydyk
DLA PIPER UKRAINE LLC
- Tatyana Kuzmenko
ASTAPOV LAWYERS INTERNATIONAL
LAW GROUP
- Oles Kvyat
ASTERS
- Oleksii Latsko
EGOROV PUGINSKY AFANASIEV &
PARTNERS
- Mariana Legotska
ASTERS
- Maksym Libanov
NATIONAL SECURITIES AND STOCK
MARKET COMMISSION
- Olga Lubiv
KPMG
- Anastasiya Lytvynenko
KIBENKO, ONIKA & PARTNERS LAW
FIRM
- Angela Mahinova
SAYENKO KHARENKO
- Vitaly Makhinchuk
GESTORS
- Anastasia Maksimchuk
ILF INTEGRITES
- Yulia Malyshko
DAMCO
- Oleksandr Maydanyk
EGOROV PUGINSKY AFANASIEV &
PARTNERS
- Arseny Milyutin
EGOROV PUGINSKY AFANASIEV &
PARTNERS
- Vadim Mizyakov
ASTERS
- Anna Moliboga
KPMG
- Katerina Moskalyuk
LAVRINOVICH AND PARTNERS
- Adam Mycyk
CHADBOURNE & PARKE LLP
- Nataliya Mykolska
SAYENKO KHARENKO
- Iurii Nekliaiev
EGOROV PUGINSKY AFANASIEV &
PARTNERS
- Yuriy Nikolaychuk
ULYSSES
- Alexander Olshansky
SAYENKO KHARENKO
- Oleksandr Padalka
ASTERS
- Mikhail Pergamenshik
KONNOV & SOZANOVSKY
- Konstantin Pilkov
CAI & LEONARD
- Andriy Pozhidayev
ASTERS
- Dmytro Pshenychnyuk
DLA PIPER UKRAINE LLC
- Vadym Samoilenko
ASTERS
- Marina Savchenko
ASTAPOV LAWYERS INTERNATIONAL
LAW GROUP
- Vladimir Sayenko
SAYENKO KHARENKO
- Olga Serbul
LAW FIRM IP & C. CONSULT, LLC
- Stepan Shef
HLB UKRAINE
- Alla Shevchenko
BNT & PARTNER
- Hanna Shtepa
BAKER & MCKENZIE
- Anzhelika Shtukaturova
DENTONS
- Markian B. Silecky
DENTONS
- Anna Sisetka
VASIL KISIL & PARTNERS
- Yuriy Slavinskiy
GLOBALINK TRANSPORTATION &
LOGISTICS WORLDWIDE LLP
- Evgen Solovyov
ILYASHEV & PARTNERS
- Anna Spichenko
CMS CAMERON MCKENNA
- Natalia Spiridonova
EGOROV PUGINSKY AFANASIEV &
PARTNERS
- Eugene Starikov
INYURPOLIS LAW FIRM
- Andriy Stelmashchuk
VASIL KISIL & PARTNERS
- Roman Stepanenko
EGOROV PUGINSKY AFANASIEV &
PARTNERS
- Andriy Stetsenko
CMS CAMERON MCKENNA
- Mykola Stetsenko
AVELLUM PARTNERS
- Gleb Sydorchuk
DAMCO
- Aleksandr Tanana
E.G. DEVELOPMENT
- Kristina Tataru
PwC UKRAINE
- Yaroslav Teklyuk
VASIL KISIL & PARTNERS
- Svitlana Teush
ARZINGER & PARTNERS
- Sergey Titenko
NATIONAL COMMISSION FOR STATE
REGULATION IN THE SPHERE OF ENERGY
(NERC)
- Anna Tkachenko
DENTONS
- Dmytro Tkachenko
DLA PIPER UKRAINE LLC
- Zakhar Tropin
PROXEN & PARTNERS
- Valeriia Tryfonova
VASIL KISIL & PARTNERS
- Andriy Tsvytkov
GESTORS

Ruslan Tumanyan
GLOBALINK TRANSPORTATION &
LOGISTICS WORLDWIDE LLP

Oleg Tymkiv
PwC UKRAINE

Slava Vlasov
PwC UKRAINE

Yuriy Volovnik
EGOROV PUGINSKY AFANASIEV &
PARTNERS

Zeeshan Wani
GLOBALINK TRANSPORTATION &
LOGISTICS WORLDWIDE LLP

Artur Yalovyy
ILF INTEGRITES

Olexiy Yanov
LAW FIRM IP & C. CONSULT, LLC

Anna Yarenko
ASTAPOV LAWYERS INTERNATIONAL
LAW GROUP

Yulia Yashenkova
ASTAPOV LAWYERS INTERNATIONAL
LAW GROUP

Aleksandra Yevstafyeva
EGOROV PUGINSKY AFANASIEV &
PARTNERS

Polina Zagnitko
CHALAS AND PARTNERS LAW FIRM

Galyna Zagorodniuk
DLA PIPER UKRAINE LLC

Tatiana Zamorska
KPMG

Anna Zhebeleva
IN YURPOLIS LAW FIRM

Anna Zorya
ULYSSES

UNITED ARAB EMIRATES

Mahadevan A
MEDITERRANEAN SHIPPING COMPANY
(UAE) LLC

Niyas Abdulkader
ARAMEX EMIRATES LLC

Makhdoom Ahmed
VERACOR PRINTING PRESS LLC

Yakud Ahmed
ORCHID GULF

Abdul Amir Ahmed Abdulla
Kodarzi
JALAL AHMED GROUP

Kara Ajani
TROWERS & HAMLINS LLP

Obaid Saif Atiq Al Falasi
DUBAI ELECTRICITY AND WATER
AUTHORITY

Salah El Dien Al Nahas
HADEL AL DHAHIRI & ASSOCIATES

Essam Al Tamimi
AL TAMIMI & COMPANY ADVOCATES
& LEGAL CONSULTANTS

Humam Al Zaqqa
ADNAN SAFFARINI CONSULTANTS

Saeed Al-Hamiz
CENTRAL BANK OF THE UAE

Ibrahim Alhossani
DUBAI COURTS

Ahmed AlMazrouie
EMCREDIT

Yousef Al-Suwaidi
DUBAI COURTS

Deepak Amin
INCHCAPE SHIPPING SERVICES

Adnan Amiri
BAKER BOTTS LLP

Wicki Andersen
BAKER BOTTS LLP

Sara Apostolides
SNR DENTON & CO.

Manavalan Arumugam
EROS GROUP

T. Suresh Babu
LANDMARK GROUP

Elmugtaba Bannaga
BIN SUWAIDAN ADVOCATES & LEGAL
CONSULTANTS

Prakash Bhanushali
ALSAHM AL SAREE TRANSPORT &
CLEARING

Hiten Bhatia
SILVER LINE TRANSPORTATION

Jennifer Bibbings
TROWERS & HAMLINS LLP

Rashid Bin Humaidan
DUBAI ELECTRICITY AND WATER
AUTHORITY

Maryam Bin Lahej
DUBAI COURTS

Aed Bouchakra
HUQOOQ LEGAL PRACTICE

Mazen Boustany
HABIB AL MULLA & CO.

Shameer C.T.K
DCFC LOGISTICS & DISTRIBUTION LLC

Joe Carrol
DENTONS

R. Chandran
TRANSWORLD SHIPPING & LOGISTICS
LLC

Sudesh Chaturvedi
GULF AGENCY COMPANY LLC

Nasser Chhipa
CARGO LINE SHIPPING SERVICES LLC

Lisa Dale
AL TAMIMI & COMPANY ADVOCATES
& LEGAL CONSULTANTS

Krishna Das
CEVA LOGISTICS

Shirish Deshpande
ARABIAN AUTOMOBILES

Steven D'Souza
ALOKOZAY INTERNATIONAL LDT

Karim El Gebaily
TALAL ABU GHAZALEH LEGAL (TAG-
LEGAL)

Ibrahim Elsadig
DENTONS

Ruth Feng
SILK ROAD SHIPPING L.L.C

Anthea Fernandes
NASSER MALALLA ADVOCATES & LEGAL
CONSULTANTS

Laëtitia Fernandes
HELENE MATHIEU LEGAL CONSULTANTS

Jane Flournoy
DENTONS

Michael George
DAR AL-HANDASAH

Rohit Ghai
AL JABHA GROUP

Saleem H.B.
NATIONAL TRADING AND DEVELOPMENT
EST.

Rasha Haloub
PwC UNITED ARAB EMIRATES

Jayaram Hariharan
VASCO GLOBAL MARITIME

Sydene Helwick
AL TAMIMI & COMPANY ADVOCATES
& LEGAL CONSULTANTS

Rebecca Houlgate
DENTONS

Ali Ibrahim
BELYOHA ARCHITECT & ENGINEERING
CONSULTANTS

Mohamed Ifthikar Jamaldeen
KUEHNE + NAGEL LLC

Meena Jairaj
RETAIL LOGISTICS

Iman Kaiss
TROWERS & HAMLINS LLP

Mohammad Z. Kawasmi
AL TAMIMI & COMPANY ADVOCATES
& LEGAL CONSULTANTS

Dean Kern
PwC UNITED ARAB EMIRATES

Naem Khan
MOHAMMED ESHAQ TRADING
COMPANY

Jai Kishan Khushaldasani
JMD CLEARING & FORWARDING

Kaled Kilani
ARAMEX EMIRATES LLC

B.S. Krishna Moorthy
LANDMARK GROUP

Praveen Kumar
SHARAF LOGISTICS LLC

Senthil Kumar
GLG SHIPPING

Suneer Kumar
AL SUWAIDI & COMPANY

Suresh Kumar
X-ARCHITECTS

John Kunjappan
MAERSK KANOO LLC

Ashraf Kunjimoidu
AL YOUSUF ELECTRONICS

Charles S. Laubach
AFRIDI & ANGELL, MEMBER OF LEX
MUNDI

Zachriya M.
APL EMIRATES LLC

Sohail Maklai
MOHAMMED ESHAQ TRADING
COMPANY

Satish Mapara
GLOBE APEX MANAGEMENT
CONSULTANTS

Premanand Maroly
VASCO GLOBAL MARITIME

Harish Matabonu
ARTY TRANSPORT CO LLC

Helene Mathieu
HELENE MATHIEU LEGAL CONSULTANTS

Roland Monteath
AGILITY GLOBAL LOGISTICS

Abdulqader Mossa
DUBAI COURTS

Badih Moukarzel
HUQOOQ LEGAL PRACTICE

Ahmed Nassar
HASSAN HUMAID AL-SUWAIDI
ADVOCATES & LEGAL CONSULTANCY

Senthil Nathan
FREIGHT SYSTEMS

Cathy Ninen
AMI MIDDLE EAST

Katherine Nixon
DENTONS

Seifeldin Nour
TROWERS & HAMLINS LLP

Sami Odeh
ART CONSULTANTS

Ravi Parambott
IAL LOGISTICS EMIRATES LLC

Vijendra Vikram Singh Paul
TALAL ABU GHAZALEH LEGAL (TAG-
LEGAL)

Jaya Prakash
AL FUTTAIM LOGISTICS

Praveen Pudhuvail
DUBAI EXPRESS LLC (FREIGHTWORKS
BRANCH)

Anish Punwnai
PANACORE RESOURCES

Samer Qudah
AL TAMIMI & COMPANY ADVOCATES
& LEGAL CONSULTANTS

Mohammed Quttaineh
TALAL ABU GHAZALEH LEGAL (TAG-
LEGAL)

Yusuf Rafiudeen
DUBAI ELECTRICITY AND WATER
AUTHORITY

Sujaya Rao
HST LOGISTICS LLC

Eshagh Rasti Lari
RASTI LARI GENERAL TRADING CO. LLC

Sandra Rebeiz
HUQOOQ LEGAL PRACTICE

Amer Saadeh
DAR CONSULTANTS

Mohammed Ahmed Saleh
DUBAI MUNICIPALITY

Sarathe
NAFFCO

Claus Schmidt
PANALPINA GULF

Herbert Schroder
EMCREDIT

Khurram Shahzad
PANALPINA GULF

Hassan Shakrouf
HYDER CONSULTING

Vivek Sharma
PIL (U.A.E) LLC

M. Vivekanand Shetty
EROS GROUP

Vasant Shetty
RAIS HASSAN SAADI LLC

Shailen Shukla
JUMBO ELECTRONICS CO. LLC

Sukhwinder Singh
APPAREL LLC

Arvind Sinha
RCS PVT. LTD. BUSINESS ADVISORS
GROUP

Shekhar Sinha
RAIS HASSAN SAADI LLC

Sreekumar Sivasankaran
GLOBELINK WEST STAR SHIPPING LLC

Wayne Smith
AL FUTTAIM LOGISTICS

Johnson Soans
EXTRON ELECTRONICS M.E.

Jayanthi Suseelan
MAERSK KANOO LLC

Tien Tai
DENTONS

Taha Tawawala
AL SUWAIDI & COMPANY

Mohammed Sultan Thani
DUBAI LAND DEPARTMENT

Hamad Thani Mutar
DUBAI COURTS

Manoj Thanwani
CHOITHRAMS

Sebastian Thomas
ZAFCO

Justin Varghese
AL FUTTAIM LOGISTICS

P. Vijayagopal
YANG MING (UAE) LLC

Gary Watts
AL TAMIMI & COMPANY ADVOCATES
& LEGAL CONSULTANTS

Zouhdi Yakan
LAW HOUSE ADVOCATES AND LEGAL
CONSULTANTS

Natasha Zahid
BAKER BOTTS LLP

UNITED KINGDOM

Kanchan Adik
MAYER BROWN INTERNATIONAL LLP

Simon Allison
MAYER BROWN INTERNATIONAL LLP

Robert Arnison
DLA PIPER

Anna Austin
STOKES PARTNERS LLP

Tilly Baderin
PRICEWATERHOUSECOOPERS LEGAL LLP

Paul Bagon
WEIL, GOTSHAL & MANGES LLP

Matthew K J Ball
SASTO & KLINGER SOLICITORS

Marie Batchelor
BIRKETTS LLP

Michael Bradley
PwC UNITED KINGDOM

Marlies Braun
WEDLAKE BELL LLP

Rukky Brume
SIMMONS & SIMMONS LLP

Sebastian Cameron
CLEARY GOTTlieb STEEN & HAMILTON
LLP

Michael Carvin
CROWN AGENTS LTD.

Peter Caplehorn
SCOTT BROWNRIGG

Brendon Christian
BUSINESS LAW BC

Jennifer Colegate
MAYER BROWN INTERNATIONAL LLP

Michael Collard
S PUMP COURT CHAMBERS

Gillian Craig
MACROBERTS LLP

Jonathan Dawe
GRANT DAWE LLP

Kirsten Dunlop
SHEPHERD & WEDDERBURN

Lindsay Edkins
WEIL, GOTSHAL & MANGES LLP

Patrick Elliot
BROWN RUDNICK LLP

Tammy Evans
WEDLAKE BELL LLP

Kristy Ewer
WEIL, GOTSHAL & MANGES LLP

Edel Farrelly
MEMERY CRYSTAL LLP

Hannah Faulkner
LATHAM & WATKINS LLP

Steven Fink
DHL GBS (UK) LIMITED

Matthew Fisher
CLEARY GOTTlieb STEEN & HAMILTON
LLP

Nick Francis
PwC UNITED KINGDOM

James Franklin
LATHAM & WATKINS LLP

Robert Franklin
CLYDE & CO.

Ildiko Gergely
CLYDE & CO.

Tony Grant
GRANT DAWE LLP

Donald Gray
DARWIN GRAY LLP

Siobhan Haire
CLEARY GOTTlieb STEEN & HAMILTON
LLP

Helen Hall
DLA PIPER UK LLP

Alex Henderson
PwC UNITED KINGDOM

Neville Howlett
PwC UNITED KINGDOM

Stephen Hubner
SHEPHERD & WEDDERBURN

Daden Hunt
BIRKETTS LLP

Karl Hurlay
OFGEM

Richard Isham
WEDLAKE BELL LLP

Shahid Jamil
LATHAM & WATKINS LLP

Adam Jones
BIRKETTS LLP

Jolita Kaitazi
GRANT DAWE LLP

Robert Keen
BRITISH INTERNATIONAL FREIGHT
ASSOCIATION

Katherine Keenan
WEDLAKE BELL LLP

Amrit Khosa
LATHAM & WATKINS LLP

Henry Kikoyo
BROWN RUDNICK LLP

Rebecca Knight
PwC UNITED KINGDOM

Pascal Lalande
HER MAJESTY'S LAND REGISTRY

Keavy Larkin
OFGEM

Sinead Lawrence
CBI - THE CONFEDERATION OF BRITISH
INDUSTRY

Alasdair Lewis
HER MAJESTY'S LAND REGISTRY

Matthew Longstaff
CLEARY GOTTlieb STEEN & HAMILTON
LLP

Ryan Lynch
MEMERY CRYSTAL LLP

Neil Maclean
SHEPHERD & WEDDERBURN

Neil Magrath
UK POWER NETWORKS

Christopher Mallon
SKADDEN, ARPS, SLATE, MEAGHER &
FLOM LLP

Peter Manley
DLA PIPER UK LLP

Andrew Maple
APPROVED INSPECTOR SERVICES LIMITED

Paul Marmor
SHERRARDS SOLICITORS

Jane Marsden
MEMERY CRYSTAL LLP

Kate Matthews
BODDY MATTHEWS

Charles Mayo
SIMMONS & SIMMONS LLP

Darren McCreery
DEPARTMENT FOR COMMUNITIES AND
LOCAL GOVERNMENT

Neil Munroe
ACCIS - ASSOCIATION OF CONSUMER
CREDIT INFORMATION SUPPLIERS

Stephanie Pasquill
MEMERY CRYSTAL LLP

Matthew Percival
CBI - THE CONFEDERATION OF BRITISH
INDUSTRY

Chris Perkins
PRICEWATERHOUSECOOPERS LEGAL LLP

James Perry
ASHURST LLP

Stewart Perry
CLYDE & CO.

Juliet Pickworth
SHERRARDS SOLICITORS

Steve Pocock
CROWN AGENTS LTD.

Ross Pooley
LATHAM & WATKINS LLP

Ashley Poorun
LUBBOCK FINE - MEMBER OF RUSSELL
BEDFORD INTERNATIONAL

Nicholars Robertson
MAYER BROWN INTERNATIONAL LLP

Keith Robinson
SHERRARDS SOLICITORS

Alex Rogan
SKADDEN, ARPS, SLATE, MEAGHER &
FLOM LLP

Philip Rogers
CLYDE & CO.

Jack Rutherford
SIMMONS & SIMMONS LLP

Renuka Sharma
CLYDE & CO.

Ian Sharpe
EXPERIAN LTD.

Andrew Shutter
CLEARY GOTTlieb STEEN & HAMILTON
LLP

Sandra Simoni
DEPARTMENT FOR COMMUNITIES AND
LOCAL GOVERNMENT

Robyn Skerratt

Lucy Slater
CLEARY GOTTlieb STEEN & HAMILTON
LLP

Richard Smith
MAYER BROWN INTERNATIONAL LLP

Stacey-Jo Smith
COMPANIES HOUSE

Karen Stewart
MAYER BROWN INTERNATIONAL LLP

Paul Timmins
APPROVED INSPECTOR SERVICES LIMITED

Hugh Travers
BARRISTER

Louise Verrill
BROWN RUDNICK LLP

Stephanie Walker
PRICEWATERHOUSECOOPERS LEGAL LLP

Jasmine Wall
AIR SEA WORLDWIDE (U.K.) LIMITED

Geoff Wilkinson
WILKINSON CONSTRUCTION
CONSULTANTS

Philip Williams
DLA PIPER UK LLP

Dermot Winters
MERRIT & COMPANY

Kathy Xiang
CLEARY GOTTlieb STEEN & HAMILTON
LLP

Yolanda Yong
ASHURST LLP

Kristy Zander
MAYER BROWN INTERNATIONAL LLP

Evgeny Zborovsky
WEIL, GOTSHAL & MANGES LLP

David Ziyambi
LATHAM & WATKINS LLP

UNITED STATES

Michael Aktipis

Phillip Anzalone
ATELIER ARCHITECTURE 64, PLLC

Pamy J. S. Arora
CORNELL GROUP, INC.

Victor Chiu
CLEARY GOTTlieb STEEN & HAMILTON
LLP

Sheri P. Chromow
KATTENMUCHINROSENMAN LLP

Richard Conza
CLEARY GOTTlieb STEEN & HAMILTON
LLP

Brendan Cyr
CLEARY GOTTlieb STEEN & HAMILTON
LLP

Giuseppe Delli Carpini
CARGO TOURS

Vilas Dhar
DHAR LAW, LLP

Joshua L. Ditelberg
SEYFARTH SHAW LLP

Michael Dyll
TEXAS INTERNATIONAL FREIGHT

Gary Eaton
EATON ELECTRIC, INC.

Irma Foley
ORRICK, HERRINGTON & SUTCLIFFE LLP

Daphney François
CLEARY GOTTlieb STEEN & HAMILTON
LLP

Patrick Fuller
CLEARY GOTTlieb STEEN & HAMILTON
LLP

Anita Gambhir
CORNELL GROUP, INC.

Robert Goethe
CORNELL GROUP, INC.

Boris Grosman
L & B ELECTRICAL INTERNATIONAL

Sonya H.S. Lee
CLEARY GOTTlieb STEEN & HAMILTON
LLP

Thomas Halket
HALKET WEITZ LLP

Adam Jackson Heintz
MORRISON AND FOERSTER

Steven Horowitz
CLEARY GOTTlieb STEEN & HAMILTON
LLP

Nancy Israel
LAW OFFICE OF NANCY D. ISRAEL

Neil Jacobs
NI JACOBS & ASSOCIATES

Christopher Andrew Jarvinen
BERGER SINGERMAN

Charles L. Kerr
MORRISON AND FOERSTER

Joshua Kochath
COMAGE CONTAINER LINES

Arthur Kohn
CLEARY GOTTlieb STEEN & HAMILTON
LLP

John LaBar
HNERY, MCCORD, BEAN, MILLER,
GABRIEL & LABAR, PLLC

Michael Lazerwitz
CLEARY GOTTlieb STEEN & HAMILTON
LLP

Jen Leary
CLIFTONLARSONALLEN

Timothy Lee
CLEARY GOTTlieb STEEN & HAMILTON
LLP

Macey Levington
CLEARY GOTTlieb STEEN & HAMILTON
LLP

Bradford L. Livingston
SEYFARTH SHAW LLP

David Macpherson
JK MOVING SERVICES INTERNATIONAL

A Edward Major
A EDWARD MAJOR, COUNSELLORS-
AT-LAW

Paul Marquardt
CLEARY GOTTlieb STEEN & HAMILTON
LLP

John McGill Jr.
CLEARY GOTTlieb STEEN & HAMILTON
LLP

Richard M. Meth
FOX ROTHSCHILD LLP

Kerry Mohan
SEYFARTH SHAW LLP

Kelly J. Murray
PwC UNITED STATES

David Newberg
COLLIER, HALPERN, NEWBERG,
NOLLETTI, & BOCK

Samuel Nolen
RICHARDS, LAYTON & FINGER, P.A.,
MEMBER OF LEX MUNDI

Aileen Nowlan
CLEARY GOTTlieb STEEN & HAMILTON
LLP

Darrell Pierce
DYKEMA

Igor Putilov
LINK LINES LOGISTICS INC

Imke Ratschko
IMKE RATSCHKO PLC

Jonathan Reinstein
CLEARY GOTTlieb STEEN & HAMILTON
LLP

Sandra Rocks
CLEARY GOTTlieb STEEN & HAMILTON
LLP

Kenneth Rosen
UNIVERSITY OF ALABAMA SCHOOL
OF LAW

Richard Rosen
NYC DEPARTMENT OF BUILDINGS

Joshua Roy
MORRISON AND FOERSTER

Manuel Santiago
MILROSE CONSULTANTS, INC.

William Shawn
SHAWN COULSON LLP

David Smith
CLEARY GOTTlieb STEEN & HAMILTON
LLP

Michael Temin
FOX ROTHSCHILD LLP

F.W. Turner
TURNER & TURNER

Frank Wolf
CORPORATE SOLVENCY STRESS TESTING
ADVISORS L3C

URUGUAY

Graetz Nuñez

Isabel Abarro
OLIVERA ABOGADOS

Juan Manoel Albacete
GUYER & REGULES, MEMBER OF LEX
MUNDI

Eduardo Ameglio
GUYER & REGULES, MEMBER OF LEX
MUNDI

Bernardo Amorín
OLIVERA ABOGADOS

Sebastián Arcia
ARCIA STORACE FUENTES MEDINA
ABOGADOS

Rigoberto Paredes Ayllón
RIGOBERTO PAREDES & ASSOCIATES

Alicia Badanian
BERGSTEIN ABOGADOS

Pablo Balao Gay
PANALPINA WORLD TRANSPORT

Alicia Barral
PwC URUGUAY

Leticia Barrios Bentancourt
BERGSTEIN ABOGADOS

Juan Bonet
GUYER & REGULES, MEMBER OF LEX
MUNDI

Sofía Borba
SOFIA BORBA

Virginia Brause
JIMÉNEZ DE ARÉCHAGA, VIANA &
BRAUSE

Leonardo Couto
JOSE MARIA FACAL & CO.

Sylvia Díaz

María Durán
HUGHES & HUGHES

Maria Jose Echinope
JIMÉNEZ DE ARÉCHAGA, VIANA &
BRAUSE

Noelia Eiras
HUGHES & HUGHES

Gabriel Eigenberg
BERGSTEIN ABOGADOS

Marianela Fernandez
PwC URUGUAY

Analia Fernández
BERGSTEIN ABOGADOS

Javier Fernández Zerbino
BADO, KUSTER, ZERBINO & RACHETTI

Hector Ferreira
HUGHES & HUGHES

Juan Federico Fischer
FISCHER & SCHICKENDANTZ

Federico Florin
GUYER & REGULES, MEMBER OF LEX
MUNDI

Sergio Franco
PwC URUGUAY

Andres Fuentes
ARCIA STORACE FUENTES MEDINA
ABOGADOS

Diego Galante
GALANTE & MARTINS

Pablo Galmarini
GALMARINI

Renato Guerrieri
GUYER & REGULES, MEMBER OF LEX
MUNDI

Andrés Hessdörfer
ARCIA STORACE FUENTES MEDINA
ABOGADOS

Marcela Hughes
HUGHES & HUGHES

Gonzalo Iglesias
GUYER & REGULES, MEMBER OF LEX
MUNDI

Alfredo Inciarte Blanco
ESTUDIO INCIARTE

Elias Mantero
OLIVERA ABOGADOS

Enrique Martínez Schickendantz
*ASOCIACION DE DESPACHANTES DE
ADUANA DEL URUGUAY*

Andrea Medina
*ARCIA STORAGE FUENTES MEDINA
ABOGADOS*

Leonardo Melos
BERGSTEIN ABOGADOS

Ignacio Mendiola
*JIMÉNEZ DE ARÉCHAGA, VIANA &
BRAUSE*

Juan Manoel Mercant
*GUYER & REGULES, MEMBER OF LEX
MUNDI*

Ricardo Mezzera
MEZZERA ABOGADOS

Matilde Milicevic Santana
EQUIFAX - CLEARING DE INFORMES

Alejandro Miller Artola
*GUYER & REGULES, MEMBER OF LEX
MUNDI*

Pamela Moreira
FERRERE ABOGADOS

Agustin Muzio
PWC URUGUAY

Juan Martín Olivera
OLIVERA ABOGADOS

María Concepción Olivera
OLIVERA ABOGADOS

Ricardo Olivera García
OLIVERA ABOGADOS

Juan Orticochea
*GUYER & REGULES, MEMBER OF LEX
MUNDI*

Federico Otegui
PWC URUGUAY

Virginia Palleiro
*ARCIA STORAGE FUENTES MEDINA
ABOGADOS*

Hugo Pereira
*ARCIA STORAGE FUENTES MEDINA
ABOGADOS*

Martin Pérez Tomeo
GALANTE & MARTINS

Mariana Pisón
BERGSTEIN ABOGADOS

Walter Planells
FERRERE ABOGADOS

María José Poey
*GUYER & REGULES, MEMBER OF LEX
MUNDI*

María Carolina Queralto
*ARCIA STORAGE FUENTES MEDINA
ABOGADOS*

Alejandro Santi Estefan
OLIVERA ABOGADOS

Mariana Saracho
*GUYER & REGULES, MEMBER OF LEX
MUNDI*

Carolina Sarroca
*ARCIA STORAGE FUENTES MEDINA
ABOGADOS*

Eliana Sartori
PWC URUGUAY

Leonardo Slinger
*GUYER & REGULES, MEMBER OF LEX
MUNDI*

Beatriz Spiess
*GUYER & REGULES, MEMBER OF LEX
MUNDI*

Dolores Storage
*ARCIA STORAGE FUENTES MEDINA
ABOGADOS*

Alejandro Taranto
ESTUDIO TARANTO

Augusto Tricotti
SOFTRON

Juan Ignacio Troccoli
FISCHER & SCHICKENDANTZ

Mariana Venturino
*ARCIA STORAGE FUENTES MEDINA
ABOGADOS*

Gerardo Viñoles
VIÑOLES ARCHITECT STUDIO

UZBEKISTAN

GLOBALINK LOGISTICS GROUP

INTERNATIONAL LEGAL GROUP

PWC UZBEKISTAN

UZBEKENERGO

Dilshod S. Abduraimov
YOON & YANG LLC

Zulfiya Akchurina
GRATA LAW FIRM

Mels Akhmedov
BAS LAW FIRM

Natalya Apukhtina
DENTONS

Umid Aripdjanov
COLIBRI LAW FIRM

Nail Hassanov
LEGES ADVOKAT LAW FIRM

Anvar Ikramov
ASHUR LAW FIRM

Moubrak Kambarova
DENTONS

Khurshid Kasimdzhanov
M&M MILITZER & MUNCH

Nurali Eshibaevich Kholmuratov
*NATIONAL INSTITUTE OF CREDIT
INFORMATION (NIC) OF THE CENTRAL
BANK OF THE REPUBLIC OF UZBEKISTAN*

Shukhrat Khudayshukurov
ADVOKAT-HIMOYA LAW OFFICE

Laziza Rakhimova
GRATA LAW FIRM

Mirzaaziz Ruziev
GRATA LAW FIRM

Jamol Ryskiyev
LEGALMAX LAW FIRM

Muzaffar Salomov
*CREDIT BUREAU "CREDIT INFORMATION
ANALYTIC CENTRE" LLC*

Nizomiddin Shakhabutdinov
LEGES ADVOKAT LAW FIRM

Nargiza Turgunova
GRATA LAW FIRM

Laziza Walter
GRATA LAW FIRM

Arlan Yerzhanov
GRATA LAW FIRM

Shuhrat Yunusov
BAS LAW FIRM

VANUATU

DEPARTMENT OF ENVIRONMENTAL
PROTECTION & CONSERVATION
(DEPC)

FR8 LOGISTICS LTD.

VANUATU FINANCIAL SERVICES
COMMISSION

Tony Joel Alvos
UNELCO

Loïc Bernier
CAILLARD & KADDOUR

Garry Blake
RIDGWAY BLAKE LAWYERS

Astrid Boulekone
VANUATU CHAMBER OF COMMERCE

Andy Cottam
NATIONAL BANK OF VANUATU

Paul de Montgolfier
*CABINET AJC, AN INDEPENDENT
CORRESPONDENT MEMBER OF DFK
INTERNATIONAL*

Frederic Derousseau
VATE ELECTRICS

Delores Elliott
DATA BUREAU (VANUATU) LIMITED

Silas Charles Hakwa
SILAS CHARLES HAKWA & ASSOCIATES

Didier Hamel-Landry
*CABINET AJC, AN INDEPENDENT
CORRESPONDENT MEMBER OF DFK
INTERNATIONAL*

Remy Janet
UNELCO

Colin B. Leo
COLIN BRIGHT LEO LAWYERS

Philippe Mehrenberger
UNELCO

Mark Pardoe
SOUTH SEA SHIPPING LTD.

Harold Qualao
QUALAO CONSULTING LTD. QCL

Katua Rezel
*DEPARTMENT OF LANDS, SURVEYS &
RECORDS*

Evelyn Robert
RIDGWAY BLAKE LAWYERS

Martin Saint Hilaire
*CABINET AJC, AN INDEPENDENT
CORRESPONDENT MEMBER OF DFK
INTERNATIONAL*

Mark Stafford
BARRETT & PARTNERS

VENEZUELA, RB

Yanet Aguiar
*DESPACHO DE ABOGADOS MIEMBROS DE
NORTON ROSE FULBRIGHT, S.C.*

Juan Enrique Aigster
HOET PELAEZ CASTILLO & DUQUE

Servio T. Altuve Jr.
SERVIO T. ALTUVE R. & ASOCIADOS

Cesar Casas Torres
*CASAS RINCON GONZALEZ RUBIO &
ASOCIADOS*

Sergio Casinelli
*DESPACHO DE ABOGADOS MIEMBROS DE
NORTON ROSE FULBRIGHT, S.C.*

Mariano De Alba
*DESPACHO DE ABOGADOS MIEMBROS DE
NORTON ROSE FULBRIGHT, S.C.*

Arturo De Sola Lander
*DE SOLA PATE & BROWN, ABOGADOS
- CONSULTORES*

Juan Domingo Cordero
BAKER & MCKENZIE

Carlos Domínguez Hernández
HOET PELAEZ CASTILLO & DUQUE

Maria Gabriela Galavis
HOET PELAEZ CASTILLO & DUQUE

Jose Garcia
PWC VENEZUELA

Jose Alfredo Giral
BAKER & MCKENZIE

Andres Gonzalez Crespo
*CASAS RINCON GONZALEZ RUBIO &
ASOCIADOS*

Diego Gonzalez Crespo
*CASAS RINCON GONZALEZ RUBIO &
ASOCIADOS*

Enrique Gonzalez Rubio
*CASAS RINCON GONZALEZ RUBIO &
ASOCIADOS*

Andres Felipe Guevara
BAKER & MCKENZIE

Alfredo Hurtado
*HURTADO ESTEBAN & ASOCIADOS
- MEMBER OF RUSSELL BEDFORD
INTERNATIONAL*

Gabriela Longo
PALACIOS, ORTEGA Y ASOCIADOS

Pedro Mendoza
MENDOZA DAVILA TOLEDO

Maritza Meszaros
BAKER & MCKENZIE

Lorena Mingarelli Lozzi
*DE SOLA PATE & BROWN, ABOGADOS
- CONSULTORES*

Amayris Muñoz
HOET PELAEZ CASTILLO & DUQUE

José Manuel Ortega Pérez
PALACIOS, ORTEGA Y ASOCIADOS

Luis Esteban Palacios Wannoni
PALACIOS, ORTEGA Y ASOCIADOS

Bruno Paredes
LOGISTIKA TSM

John R. Pate
*DE SOLA PATE & BROWN, ABOGADOS
- CONSULTORES*

Deysi Patiño Ortega
PALACIOS ORTEGA Y ASOCIADOS

Eduardo Porcarelli
CONAPRI

Juan Carlos Pró-Rísquez
*DESPACHO DE ABOGADOS MIEMBROS DE
NORTON ROSE FULBRIGHT, S.C.*

Melissa Puga Santaella
CONAPRI

José Alberto Ramirez
HOET PELAEZ CASTILLO & DUQUE

Eduardo Ruesga
PWC VENEZUELA

Pedro Saghy
*DESPACHO DE ABOGADOS MIEMBROS DE
NORTON ROSE FULBRIGHT, S.C.*

Francisco Seijas
AMERICAS INTERACTIVA

Laura Silva Aparicio
HOET PELAEZ CASTILLO & DUQUE

Sara Trimboli
BAKER & MCKENZIE

John Tucker
HOET PELAEZ CASTILLO & DUQUE

Felipe Urdaneta
DATA CRÉDITO - EXPERIAN VENEZUELA

Carlos Yelandia Sanchez
*ASOCIACIÓN VENEZOLANA DE DERECHO
REGISTRAL (AVEDER)*

José Vivas
LAWYER

Bernardo Wallis
*DESPACHO DE ABOGADOS MIEMBROS DE
NORTON ROSE FULBRIGHT, S.C.*

VIETNAM

PANALPINA WORLD TRANSPORT LLP

Nguyen Anh Thu
*UNIVERSITY OF ECONOMICS AND
BUSINESS, VIETNAM NATIONAL
UNIVERSITY*

Frederick Burke
BAKER & MCKENZIE

Samantha Campbell
*GIDE LOYRETTE NOUËL, MEMBER OF
LEX MUNDI*

Giles Thomas Cooper
DUANE MORRIS LLC

Phuong Dzung Dang
VISION & ASSOCIATES

Nguyen Dang Viet
BIZCONSULT LAW FIRM

Van Dinh Thi Quynh
PWC VIETNAM

Thuy Linh Do
*KTC ASSURANCE & BUSINESS
ADVISORS - MEMBER OF RUSSELL
BEDFORD INTERNATIONAL*

Linh Doan
LVN & ASSOCIATES

Dang The Duc
INDOCHINE COUNSEL

Lien Duong Hong
PWC VIETNAM

Thu Ha

Quang Ha Dang
*GIDE LOYRETTE NOUËL, MEMBER OF
LEX MUNDI*

Giang Ha Thi Phuong
PWC VIETNAM

Than Tam Hoang
*KTC ASSURANCE & BUSINESS
ADVISORS - MEMBER OF RUSSELL
BEDFORD INTERNATIONAL*

Le Hong Phong
BIZCONSULT LAW FIRM

Nguyen Thi Hong Van
YKVN

Tran Quang Huy
VILAF - HONG DUC LAW FIRM

Kim Ngoan Huynh
*GIDE LOYRETTE NOUËL, MEMBER OF
LEX MUNDI*

Thang Huynh
DFDL MEKONG LAW GROUP

Jean Claude Junin
SDV LOGISTICS

Hai Long Khuat
INDOCHINE COUNSEL

Anh Tuan Le
*CREDIT INFORMATION CENTRE - STATE
BANK OF VIETNAM*

Thuy Le Nguyen Huy
INDOCHINE COUNSEL

Le Thi Loc
YKVN

Huynh Tuong Long
*GIDE LOYRETTE NOUËL, MEMBER OF
LEX MUNDI*

Tien Ngoc Luu
VISION & ASSOCIATES

Tran Dinh Muoi
SEAREFICO

Duy Minh Ngo
VB LAW

Tung Ngo Thanh
VILAF - HONG DUC LAW FIRM

Bui Thi Thanh Ngoc
DS AVOCATS

Nguyen Duc Ngoc
*PCB CREDIT INFORMATION JOINT
STOCK COMPANY*

Tuyen Ngoc Nguyen
*HO CHI MINH CITY POWER
CORPORATION (EVN HCMC)*

Nguyen Ngoc Oanh
INDOCHINE COUNSEL

Hoang Kim Oanh Nguyen
BAKER & MCKENZIE

Khanh Ly Nguyen
*KTC ASSURANCE & BUSINESS
ADVISORS - MEMBER OF RUSSELL
BEDFORD INTERNATIONAL*

Linh D. Nguyen
VILAF - HONG DUC LAW FIRM

Minh Tuan Nguyen
VIET PREMIER LAW LTD.

Oanh Nguyen
BAKER & MCKENZIE

Phuc Nguyen
MAYER BROWN JSM (VIETNAM)

Thanh Hai Nguyen
BAKER & MCKENZIE

Trang Nguyen
CREDIT INFORMATION CENTRE - STATE BANK OF VIETNAM

Tram Nguyen Huyen
GIDE LOYRETTE NOUËL, MEMBER OF LEX MUNDI

Tam Nguyen Tinh
GIDE LOYRETTE NOUËL, MEMBER OF LEX MUNDI

Lien Huong Nguyen
MAYER BROWN JSM

Hung Duy Pham
KTC ASSURANCE & BUSINESS ADVISORS - MEMBER OF RUSSELL BEDFORD INTERNATIONAL

Quynh Pham Si Hai
VILAF - HONG DUC LAW FIRM

Vu Anh Phan
INDOCHINE COUNSEL

Huynh Trung Que Phuong
PRIME CONSTRUCTION & TRADING CO, LTD.

Cristian Predan

Dang Anh Quan

Truong Nhat Quang
YKVN

Nguyen Que Tam
CSP LEGAL LLC

Yee Chung Seck
BAKER & MCKENZIE

Orsolya Szotory-Grove
MAYER BROWN JSM

Van Anh Thai
KTC ASSURANCE & BUSINESS ADVISORS - MEMBER OF RUSSELL BEDFORD INTERNATIONAL

Le Thanh Phong
DUANE MORRIS LLC

Tan Heng Thye
CSP LEGAL LLC

Antoine Toussaint
GIDE LOYRETTE NOUËL, MEMBER OF LEX MUNDI

Chi Anh Tran
BAKER & MCKENZIE

Quang Tran
INDOCHINE COUNSEL

Quang Tuong Tran
INDOCHINE COUNSEL

Bac Tran Phuong
LUATVIET - ADVOCATES & SOLICITORS

Giang Trung
SDV LOGISTICS

Nam Hoa Truong
INDOCHINE COUNSEL

Nguyen Anh Tuan
DP CONSULTING LTD.

Thuy Duong Van
BAKER & MCKENZIE

Anh Thu Vu
MAYER BROWN LLP

Dzung Vu
LVN & ASSOCIATES

Son Ha Vuong
VISION & ASSOCIATES

WEST BANK AND GAZA

HANI ABDEL JALDEH

Ata Al Biary
Haytham L. Al-Zubi
AL-ZUBI LAW OFFICE

Mohammad Amarneh
EU POLICE MISSION IN THE PALESTINIAN TERRITORIES (EUROPOL COPPS)

Moayad Amouri
PWC

Thaer Amro
AMRO & ASSOCIATES LAW OFFICE

Hanna Atrash
CMG

Nada Atrash
ARCHITECTURE & DESIGN

Firas Attereh
HUSSAM ATTEREH GROUP FOR LEGAL SERVICES

Nizam Ayoub
MINISTRY OF NATIONAL ECONOMY

Ali Faroun
PALESTINIAN MONETARY AUTHORITY

Philip Farrage
BDO

Maher Hanania
EQUITY LEGAL GROUP

George Handal
BETHLEHEM FREIGHT

Samir Hulileh
PADICO HOLDINGS

Hiba I. Husseini
HUSSEINI & HUSSEINI

Rami Husseini
HUSSEINI & HUSSEINI

Bilal Kamal
ITTOQAN ATTORNEYS-AT-LAW

Rasem Kamal
KAMAL & ASSOCIATES - ATTORNEYS AND COUNSELLORS-AT-LAW

Mohamed Khader
LAUSANNE TRADING CONSULTANTS

Emir Mushahwar
LAW OFFICES OF NABIL A. MUSHAHWAR

Absal Nusseibeh
HUSSEINI & HUSSEINI

Samer Odeh
LAND REGISTRATION

Wael Saadi
PWC

Samir Sahhar
HLB SAMIR B. SAHHR CERTIFIED PUBLIC ACCOUNTANTS

Kareem Fuad Shehadeh
A.F. & R. SHEHADEH LAW OFFICE

Nadeem Shehadeh
A.F. & R. SHEHADEH LAW OFFICE

Raja Shehadeh
A.F. & R. SHEHADEH LAW OFFICE

Husein Sholi
JUSTICE SECTOR ASSISTANCE PROJECT - JSAPI

Maysa Sirhan
PALESTINIAN MONETARY AUTHORITY

YEMEN, REP.

CENTRAL BANK OF YEMEN

Khalid Abdullah
SHEIKH MOHAMMED ABDULLAH SONS (EST. 1927)

Tariq Abdullah
LAW OFFICES OF SHEIKH TARIQ ABDULLAH

Fernas Al Meqbeli
ABDALLA AL-MEQBELI & ASSOCIATES

Walaa Al Meqbeli
ABDALLA AL-MEQBELI & ASSOCIATES

Yaser Al-Adimi
ABDUL GABAR A. AL-ADIMI FOR CONSTRUCTION & TRADE

Khaled Al-Burairhi
KHALED AL-BURAIHI FOR ADVOCACY & LEGAL SERVICES

Mohamed Taha Hamood Al-Hashimi
MOHAMED TAHA HAMOOD & CO.

Abdulkader Al-Hebshti
ADVOCACY AND LEGAL CONSULTATIONS OFFICE (ALCO)

Ali Al-Hebshti
ADVOCACY AND LEGAL CONSULTATIONS OFFICE (ALCO)

Abdalla Al-Meqbeli
ABDALLA AL-MEQBELI & ASSOCIATES

Walaa Al-Meqbeli
ABDALLA AL-MEQBELI & ASSOCIATES

Al-Hasan Al-Qotary
RUSSELL BEDFORD INTERNATIONAL

Ismail Ahmed Alwazir
ALWAZIR CONSULTANTS, ADVOCATES & LEGAL RESEARCH

Abdulla Farouq Luqman
LUQMAN LEGAL ADVOCATES & LEGAL CONSULTANTS

Esam Nadeesh
ADVOCACY AND LEGAL CONSULTATIONS OFFICE (ALCO)

Zuhair Abdul Rasheed
LAW OFFICES OF SHEIKH TARIQ ABDULLAH

Khaled Mohammed Salem Ali
LUQMAN LEGAL ADVOCATES & LEGAL CONSULTANTS

Saeed Sohbi
SAEED HASSAN SOHBI

Taha Tawawala
AL SUWAIDI & COMPANY

Nigel Truscott
AL SUWAIDI & COMPANY

Khaled Hassan Zaid
YEMEN CHAMBER OF SHIPPING

ZAMBIA

Chipampe Chansa-Kalonga
PATENTS AND COMPANIES REGISTRATION AGENCY (PACRA)

Bonaventure Chibamba Mutale
ELLIS & CO.

Mwelwa Chibesakunda
CHIBESAKUNDA & COMPANY, MEMBER OF DLA PIPER GROUP

Sydney Chisenga
CORPUS LEGAL PRACTITIONERS

Emmanuel Chulu
PWC ZAMBIA

Hamukombo Collins
BUILDING INSPECTION AND CITY PLANNING DEPARTMENT

Harjinder Dogra
PWC ZAMBIA

Arshad A. Dudhia
MUSA DUDHIA & COMPANY

Robin Durairajah
CHIBESAKUNDA & COMPANY, MEMBER OF DLA PIPER GROUP

Charles Haanyika
UTILINK LIMITED

Mubanga Kangwa
CHIBESAKUNDA & COMPANY, MEMBER OF DLA PIPER GROUP

Mutale Kasonde
CHIBESAKUNDA & COMPANY, MEMBER OF DLA PIPER GROUP

Perine N. Kasonde
ENVIRONMENTAL COUNCIL OF ZAMBIA

Vincent Malambo
MALAMBO AND COMPANY

Clyde Mbazima
CHIBESAKUNDA & COMPANY, MEMBER OF DLA PIPER GROUP

Harriet Mdala
MUSA DUDHIA & COMPANY

Jyoti Mistry
PWC ZAMBIA

Robert Mlanzi
BUILDING INSPECTION AND CITY PLANNING DEPARTMENT

Chansa Mulela
CHIBESAKUNDA & COMPANY, MEMBER OF DLA PIPER GROUP

Chintu Y. Mulendema
CYMA

Chiluba Mumba
ENERGY REGULATION BOARD (ERB)

Mutule Museba
CORPUS LEGAL PRACTITIONERS

Nchima Nchito
NCHITO AND NCHITO ADVOCATES

Kangwa Francis Ngomba
BUILDING INSPECTION AND CITY PLANNING DEPARTMENT

Kanti Patel
CHRISTOPHER RUSSELL COOK & CO.

Solly Patel
CHRISTOPHER RUSSELL COOK & CO.

Rodwyn Peterson
CHIBESAKUNDA & COMPANY, MEMBER OF DLA PIPER GROUP

Miriam Sabi
ZRA - TAXPAYER SERVICES

W.P. Saunders
BDO ZAMBIA AUDIT SERVICES

John Serlemitsos
PLATINUM GOLD EQUITY

Valerie Sesia
CUSTOMIZED CLEARING AND FORWARDING LTD.

Sharon K. Sichilongo
ZAMBIA DEVELOPMENT AGENCY

Mildred Stephenson
CREDIT REFERENCE BUREAU AFRICA LTD.

Dumisani Tembo
DUMISANI TEMBO & COMPANY

Marcus Tnzozo
SIKAULU LUNGU MUPESO LEGAL PRACTITIONERS

Lungisani Zulu
UNIVERSITY OF ZAMBIA

ZIMBABWE

Mark Badenhorst
PWC SOUTH AFRICA

Richard Beattie
THE STONE/BEATTIE STUDIO

Tim Boulton
Manica Africa Pty. Ltd. Peter Cawood
PWC ZIMBABWE

Antony Chagonda
SAWYER & MKUSHI

Pauline Chamunorwa
GUTU & CHIKOWERO

Benjamin Chikowero
GUTU & CHIKOWERO

Grant Davies
MANICA AFRICA PTY. LTD.

Paul De Chalain
PWC SOUTH AFRICA

Beloved Dhlakama
DHLAKAMA B. ATTORNEYS

Canaan Farirai Dube
DUBE, MANIKAI AND HWACHA LEGAL PRACTITIONERS - DMH COMMERCIAL LAW CHAMBERS

Farayi Dzirakumunda
EXPERT DECISION SYSTEMS ZIMBABWE

Paul Fraser
LOFTY & FRASER

Daniel Garwe
PLANET

Jessica Gracie
GILL, GODLONTON & GERRANS

Obert Chaurura Gutu
GUTU & CHIKOWERO

Selby Hwacha
DUBE, MANIKAI AND HWACHA LEGAL PRACTITIONERS - DMH COMMERCIAL LAW CHAMBERS

Edwin Isaac Manikai
DUBE, MANIKAI AND HWACHA LEGAL PRACTITIONERS - DMH COMMERCIAL LAW CHAMBERS

R.T. Katsande
ZIMBABWE ELECTRICITY TRANSMISSION & DISTRIBUTION COMPANY

Abraham Kudzai Maguchu
DUBE, MANIKAI AND HWACHA LEGAL PRACTITIONERS - DMH COMMERCIAL LAW CHAMBERS

Peter Lloyd
GILL, GODLONTON & GERRANS

Manuel Lopes
PWC ZIMBABWE

Memory Mafo
SCANLEN & HOLDERNESS

Rita Makarau
HIGH COURT ZIMBABWE

Zanudeen Makorie
COGHLAN, WELSH & GUEST

David Masaya
PWC ZIMBABWE

Gloria Mawarire
MAWERE & SIBANDA LEGAL PRACTITIONERS

Thembiwe Mazingi
COGHLAN, WELSH & GUEST

Lloyd Mhishi
MHISHI LEGAL PRACTICE

H.P. Mkushi
SAWYER & MKUSHI

Evans Moyo
SCANLEN & HOLDERNESS

Sternford Moyo
SCANLEN & HOLDERNESS

Alec Muchadehama
MBIDZO MUCHADEHAMA & MAKONI

Benjamin Mukandi
FREIGHT WORLD (PVT) LTD.

T. Muringani
SPEARTEC

Eldard Mutasa
HIGH COURT ZIMBABWE

Alec Tafadzwa Muza
MAWERE & SIBANDA LEGAL PRACTITIONERS

Namatirai Muzarakuzwa
GUTU & CHIKOWERO

Phathisile Paula Ncube
MAWERE & SIBANDA LEGAL PRACTITIONERS

Dudzile Ndawana
GILL, GODLONTON & GERRANS

Maxwell Ngorima
BDO TAX & ADVISORY SERVICES (PVT) LTD.

Edwell Ngwenya
FREIGHT WORLD (PVT) LTD.

John Ridgewell
BCHOD AND PARTNERS

Unity Sakhe
KANTOR & IMMERMANN

Oleen Singizi
EXPERT DECISION SYSTEMS ZIMBABWE

Tinashe Zindi
SCANLEN & HOLDERNESS

Ruvimbo Zhewe
EXPERT DECISION SYSTEMS ZIMBABWE




THE
WORLD
BANK



IFC
International
Finance
Corporation
World Bank Group

WWW.DOINGBUSINESS.ORG



ISBN 978-0-8213-9984-2



SKU 19984