

# Subnational Investment Climate Assessment 2022: Denmark, Finland and Sweden

Comparing Business Regulation for Domestic Firms  
in 20 Cities in Denmark, Finland and Sweden  
with Other European Union Member States

© 2022 International Bank for Reconstruction and Development/The World Bank  
1818 H Street NW, Washington DC 20433  
Telephone: 202-473-1000; Internet: [www.worldbank.org](http://www.worldbank.org)

Some rights reserved  
1 2 3 4 19 18 17 16

This work is a product of the staff of The World Bank with external contributions. The sole responsibility of this publication lies with the author. The findings, interpretations, and conclusions expressed in this work do not necessarily reflect the views of The World Bank, its Board of Executive Directors, or the governments they represent. The World Bank does not guarantee the accuracy of the data included in this work. The boundaries, colors, denominations, and other information shown on any map in this work do not imply any judgment on the part of The World Bank concerning the legal status of any territory or the endorsement or acceptance of such boundaries. All maps in this report were cleared by the Cartography Unit of the World Bank Group. The European Union is not responsible for any use that may be made of the information contained therein.

Nothing herein shall constitute or be considered to be a limitation upon or waiver of the privileges and immunities of The World Bank, all of which are specifically reserved.

#### Rights and Permissions



This work is available under the Creative Commons Attribution 3.0 IGO license (CC BY 3.0 IGO) <http://creativecommons.org/licenses/by/3.0/igo>. Under the Creative Commons Attribution license, you are free to copy, distribute, transmit, and adapt this work, including for commercial purposes, under the following conditions:

**Attribution**—Please cite the work as follows: World Bank. 2022. *Subnational Investment Climate Assessment 2022: Denmark, Finland and Sweden*. Washington, DC: World Bank. License: Creative Commons Attribution CC BY 3.0 IGO

**Translations**—If you create a translation of this work, please add the following disclaimer along with the attribution:  
*This translation was not created by The World Bank and should not be considered an official World Bank translation.*  
*The World Bank shall not be liable for any content or error in this translation.*

**Adaptations**—If you create an adaptation of this work, please add the following disclaimer along with the attribution:  
*This is an adaptation of an original work by The World Bank. Views and opinions expressed in the adaptation are the sole responsibility of the author or authors of the adaptation and are not endorsed by The World Bank.*

**Third-party content**—The World Bank does not necessarily own each component of the content contained within the work. The World Bank therefore does not warrant that the use of any third-party-owned individual component or part contained in the work will not infringe on the rights of those third parties. The risk of claims resulting from such infringement rests solely with you. If you wish to re-use a component of the work, it is your responsibility to determine whether permission is needed for that re-use and to obtain permission from the copyright owner. Examples of components can include, but are not limited to, tables, figures, or images.

All queries on rights and licenses should be addressed to World Bank Publications, The World Bank Group, 1818 H Street NW, Washington, DC 20433, USA; fax: 202-522-2625; e-mail: [pubrights@worldbank.org](mailto:pubrights@worldbank.org).

# About this series

## Subnational Investment Climate Assessment in the European Union



This report is the last in a series produced by the World Bank Group at the request of and funded by the European Commission's Directorate General for Regional and Urban Policy. It assesses the cost of doing business and the efficacy of the bureaucracy in the largest business cities across the main administrative divisions of 16 European Union (EU) member states.<sup>a</sup> By providing a factual baseline, along with local good practice examples, these reports allow policy makers to bridge gaps in regulatory performance to ensure a fairer and more inclusive regulatory environment for businesses, regardless of their location within national borders and across the EU. All reports and data are available at [www.doingbusiness.org/EU](http://www.doingbusiness.org/EU).

The series follows the diagnostic methodology used in the cross-country *Doing Business* reports<sup>b</sup> and focuses on five regulatory areas corresponding to stages in the life of a small to medium-size domestic firm: business start-up, building permits, electricity connection and supply, property transfer, and commercial litigation.<sup>c</sup>

Going forward, the World Bank is formulating a new approach to assessing the business and investment climate in economies worldwide following the discontinuation of the *Doing Business* project. Updates on the development of the new Business Enabling Environment project are made available at: <https://www.worldbank.org/en/programs/business-enabling-environment>.

---

a. Based on The NUTS classification (Nomenclature of territorial units for statistics).

b. <https://archive.doingbusiness.org/en/methodology>.

c. These indicator sets were selected because they benchmark areas where local authorities typically have the administrative power to reform the underlying regulation or make changes to how the regulation is implemented.

# Contents

<b>Subnational Investment Climate Assessment: Sweden .....</b>	<b>1</b>
<b>Main findings .....</b>	<b>3</b>
The Swedish business environment is relatively homogenous across locations, despite subnational differences in three areas .....	3
Where there is variation among locations, smaller cities tend to perform better.....	5
Swedish cities outperform the EU average on most indicators, yet they lag behind the top EU performers.....	5
Differences in time and cost drive the variations among Swedish cities in building permits, electricity connection and supply, and commercial litigation.....	6
Overall, Umeå and Sundsvall have the fastest turnaround times and are the least expensive cities across the five regulatory areas benchmarked .....	7
<b>What is next? .....</b>	<b>7</b>
Swedish cities can improve the regulatory environment by adopting good practices already in place in EU member states—and in some cases, even within Sweden .....	8
<b>1. Business start-up.....</b>	<b>11</b>
Setting up a business in Sweden is simpler and less costly than the EU average but takes significantly longer.....	11
Entrepreneurs can register a new limited company in four steps .....	11
What can be improved? .....	13
<b>2. Building permits .....</b>	<b>16</b>
Permit processing time and costs drive differences across cities .....	16
Sweden outperforms the EU average in procedures and time, but the process costs more.....	16
Entrepreneurs benefit from a standardized permitting process .....	16
Obtaining a new construction map and a building permit account for the main variations in time across Sweden.....	16
Utility connection fees and building permit fees drive cost variations across cities .....	18
Swedish cities have robust quality control mechanisms .....	19
What can be improved? .....	20
<b>3. Electricity connection and supply.....</b>	<b>23</b>
The time and costs to get an electricity connection vary greatly across cities in Sweden, but most cities perform well in terms of reliability of supply .....	23
Getting an electricity connection take less time and is less expensive in Sweden than in most other EU member states.....	23
Electricity connections involve four steps across Sweden .....	23
Excavation permits and connection works take longest in larger cities and are the main drivers of variations in time .....	24
Stockholm stands out with the highest connection costs, due to complex local requirements and more expensive connection works .....	25
Sweden offers reliable electricity, but Gävle and Umeå have more or longer outages than the EU average.....	26
What can be improved? .....	27
<b>4. Property transfer .....</b>	<b>29</b>
Sweden is one of the fastest and easiest places to transfer property in the EU and globally .....	29
Property registration in Sweden is regulated and managed at the national level.....	30
Stamp duty makes up the largest portion of the cost to transfer a property.....	31
Almost all good practices for land administration are implemented uniformly across the country.....	31
What can be improved? .....	32

<b>5. Commercial litigation .....</b>	<b>33</b>
Judicial performance does not vary widely across Sweden .....	33
Commercial litigation in Sweden is efficient but expensive compared with the EU average.....	33
District courts across Sweden follow the same rules and procedures .....	33
There is little variation in time across Swedish cities, while attorney fees account for larger differences in cost.....	34
What can be improved? .....	36
<b>City snapshots and indicator details .....</b>	<b>43</b>
<b>Acknowledgments .....</b>	<b>60</b>



# Subnational Investment Climate Assessment: **SWEDEN**





- ◆ **This report presents regional-level data and analyzes regulatory hurdles facing entrepreneurs in eight cities in Sweden** (Gävle, Göteborg, Jönköping, Malmö, Stockholm, Sundsvall, Umeå, and Uppsala) across five areas (business start-up, building permits, electricity connection and supply, property transfer, and commercial litigation).
- ◆ **The Swedish business environment is relatively homogenous across locations, despite subnational differences in three areas.** Of the 16 EU member states assessed by this series, Sweden has one of the most homogeneous business environments across locations. Swedish cities have the second-smallest gap between the city with the lowest score and the city with the highest score across the five regulatory areas benchmarked.
- ◆ **Where there is variation among locations, smaller cities in Sweden tend to perform better.** This is the case when it comes to building permits, electricity connection and supply, and commercial litigation.
- ◆ **Swedish cities outperform the EU average on most indicators, yet they lag behind the top EU performers.** All Swedish cities outscore the EU average in every area but business start-up, but they have room for improvement to achieve best practices in the European Union. The property transfer area is where the gap between the Swedish cities' performance and the best practice in the EU is narrowest.
- ◆ **Differences in time and cost drive the variations among Swedish cities in building permits, electricity connection, and commercial litigation.** The most notable differences are related to the electricity indicator. Getting a commercial electricity connection takes almost two months in Gävle and four months in Stockholm, while the cost to obtain a new electricity connection varies from 25.6% of income per capita in Jönköping to more than four times higher in Stockholm (111.5%).
- ◆ **Overall, Umeå and Sundsvall have the fastest turnaround times and are the least expensive cities across the five regulatory areas benchmarked.** Aggregating the total time and cost to comply with regulations in all five categories studied reveals that it takes entrepreneurs in Uppsala more than three months longer than their peers in Umeå to comply with bureaucratic requirements, and the cost of compliance in Sundsvall is about one-fourth less than in Stockholm.



Sweden is an open economy that has successfully implemented sound economic policies over the years. During the five years before the start of the COVID-19 pandemic, its gross domestic product (GDP) grew at an average annual rate of 2.6%. In 2019, Sweden had the fourth-highest per capita GDP and the highest labor force participation rate in the European Union.<sup>1</sup> An integral part of Sweden's economic success is an investment climate conducive to business, which has been widely recognized by various global indexes. Sweden continually holds a prominent position on *Forbes'* Best Countries for Business list; it currently ranks second.<sup>2</sup> It also holds the number-three spot on the Global Innovation Index<sup>3</sup> and has maintained a top-ten ranking on the World Economic Forum's Global Competitive Index.<sup>4</sup> Sweden has ranked among the "cleanest" economies on Transparency International's Corruption Perception Index over the years.<sup>5</sup> Finally, with digitalization a high national priority, Sweden ranked among the top three EU economies, along with Denmark and Finland, on the European Commission's 2021 Digital Economy and Society Index (DESI) and fourth in 2022.<sup>6</sup> The high level of digitalization, internet penetration, and provision of online services in Sweden enabled remote work and continuity of government functions during the height of the COVID-19 crisis. This was important for the private sector and its recovery.

Sweden boasts a large number of major companies, many of which have a significant international footprint and contribute substantially to a vibrant domestic private sector, both in terms of employment and economic activity.<sup>7</sup> However, 99.9% of firms in Sweden are small and medium enterprises (SMEs), and they generate almost two-thirds of the private sector employment.<sup>8</sup> It is thus highly relevant to examine business regulations through investment climate indicators as they apply to domestic SMEs at the city level, given the importance of these smaller businesses to Sweden's economy. Circumstances in the world economy can

change for reasons beyond the control of any one government and can heavily affect large international firms, including Swedish ones. But those firms typically have the bandwidth to withstand crisis. That is not always the case for domestic SMEs. Therefore, having an environment conducive to business, with sound regulations applicable to SMEs, is critical for the resilience of the economy in the long run.

Clear, simple, and coherent business regulations provide the stable and predictable rules that firms need to function effectively, and encourage long-term growth and sustainable economic development. Excessive regulation, on the other hand, can constrain the ability of firms to reach the minimum size required to be competitive, undercutting their chances of becoming more productive, operating internationally, and attracting foreign investment. This report aims to fill in some of the gaps in what is known about the quality and features of business regulations across Sweden. It compiles city-level data that can be used to analyze the regulatory hurdles entrepreneurs face in eight main cities: Gävle,

Göteborg, Jönköping, Malmö, Stockholm, Sundsvall, Umeå, and Uppsala. The report highlights opportunities for local policy makers to adopt in-country examples of good practices to improve regulatory performance in their jurisdictions. It also provides examples of good practices from other EU member states.

## MAIN FINDINGS

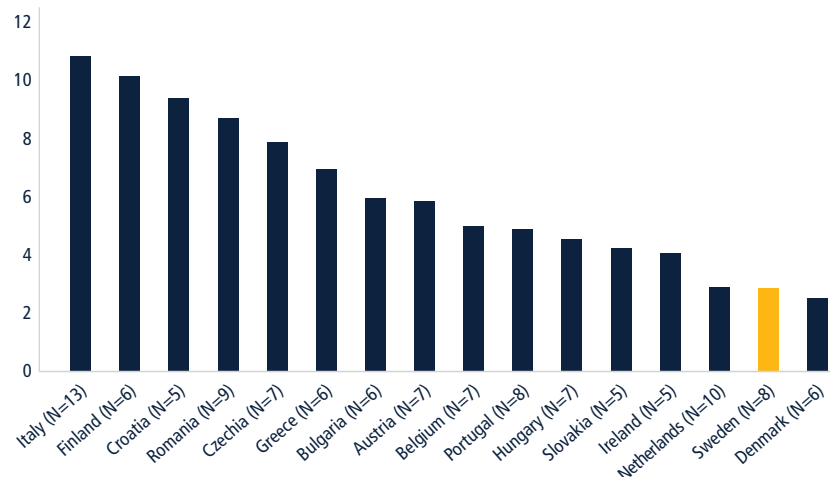
### The Swedish business environment is relatively homogenous across locations, despite subnational differences in three areas

Swedish entrepreneurs face a similar regulatory environment regardless of where in the country they establish their business. Of the 16 EU member states assessed by this series,<sup>9</sup> Sweden has one of the smallest average performance gaps between the city with the lowest score and the city with the highest score across the five regulatory areas benchmarked (figure 1.1).

All Swedish cities have identical scores in the areas of business start-up and property transfer (table 1.1). This is because

**FIGURE 1.1** Sweden has the second-smallest average spread between the lowest- and highest-scored cities, after Denmark

Average performance gap among cities by country (across regulatory areas)



Sources: Data collected for this publication; *Subnational Doing Business* database.

Note: "N" reports the number of cities benchmarked in each economy. The figure considers only the EU member states that have been benchmarked at the subnational level. The full data for the series are available at [www.doingbusiness.org/eu](http://www.doingbusiness.org/eu).

TABLE 1.1 Smaller cities tend to perform better in the three areas where there is variation at the local level

City	Business start-up		Building permits		Electricity connection and supply		Property transfer		Commercial litigation	
	Rank (1–8)	Score (0–100)	Rank (1–8)	Score (0–100)	Rank (1–8)	Score (0–100)	Rank (1–8)	Score (0–100)	Rank (1–8)	Score (0–100)
Gävle	1	87.05	3	77.43	6	85.53	1	90.17	2	70.62
Göteborg	1	87.05	7	76.28	3	88.00	1	90.17	6	67.44
Jönköping	1	87.05	8	75.96	2	90.75	1	90.17	2	70.62
Malmö	1	87.05	5	77.13	7	84.46	1	90.17	6	67.44
Stockholm	1	87.05	6	76.79	8	84.29	1	90.17	6	67.44
Sundsvall	1	87.05	1	78.61	1	91.71	1	90.17	2	70.62
Umeå	1	87.05	4	77.29	4	87.84	1	90.17	1	71.58
Uppsala	1	87.05	2	77.59	5	86.61	1	90.17	5	69.94

Source: Data collected for this publication.

Note: The indicator scores show how far a location is from the best performance achieved by any economy on each indicator. The scores are normalized to range from 0 to 100 (the higher the score, the better). For more details, refer to the *Doing Business* methodology at <https://archive.doingbusiness.org/en/methodology>.

both areas are managed at the national level. Most entrepreneurs register their new companies through a national online platform, while most property transfer requests are completed electronically using an electronic identification service.

Although the rest of the regulatory areas measured in this report reveal differences, convergence trends are also observed in these areas. For example, in the area

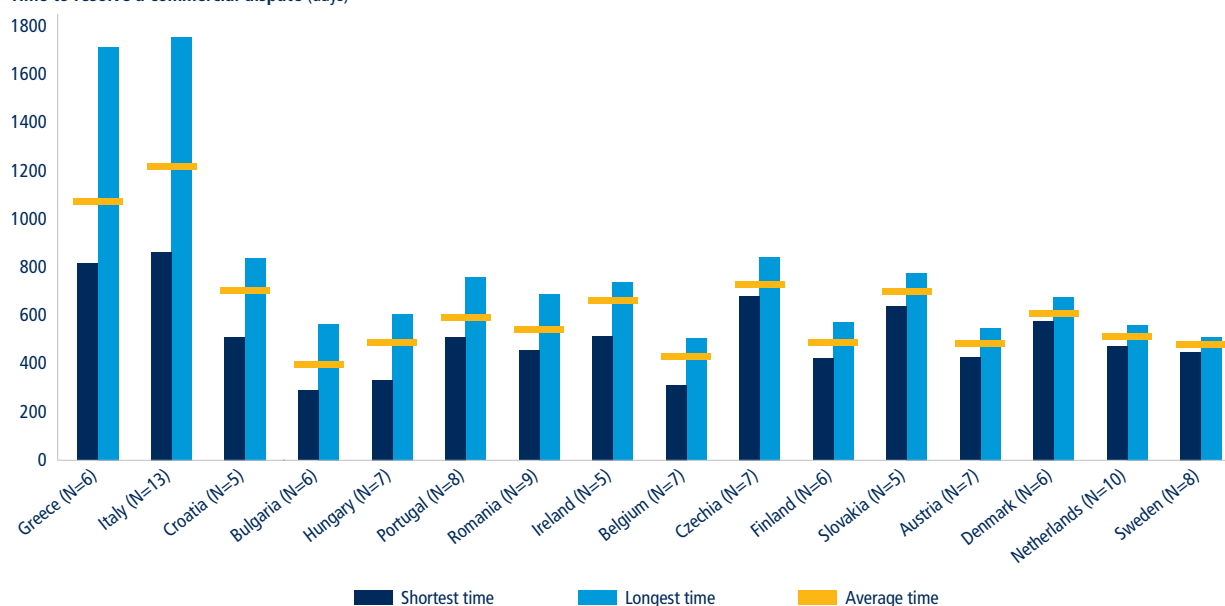
of building permits, the performance of Swedish cities is the most homogeneous among the 16 EU member states benchmarked by this series. All Swedish cities apply the procedural requirements uniformly and abide by national standards of service delivery regarding the time to issue building permits.

Similarly, in the area of commercial litigation, the Swedish National Courts

Administration has made continuous efforts to allocate resources so as to achieve parity of service in courts across the country. Measures include reinforcement of the courts' workforce with retired judges as well as rotation of active judges between the courts in order to clear any backlogs. As a result, there is less variation in efficiency among Swedish courts than is the case in other EU member states (figure 1.2).

FIGURE 1.2 Sweden has the least variation in the time it takes to resolve a commercial dispute across cities

Time to resolve a commercial dispute (days)



Sources: Data collected for this publication; *Subnational Doing Business* and *Doing Business* databases.

Note: "N" reports the number of cities benchmarked in each economy. The figure considers only the EU member states that have been benchmarked at the subnational level. Economies are ordered based on the significance of variation in the time to resolve a commercial dispute. The full data for the series are available at [www.doingbusiness.org/eu](http://www.doingbusiness.org/eu).

Promoting a homogeneous business environment among regions and cities, as Sweden does, matters to business. It provides more certainty for investors and potentially a fairer regulatory environment for firms, regardless of their location within national borders. Research looking at cities across several EU member states found that firms located in places with a better business regulatory environment outperformed their peers from lagging regions within the same countries in sales, employment and productivity growth, and investment.<sup>10</sup>

### Where there is variation among locations, smaller cities tend to perform better

Smaller cities in Sweden perform relatively better in building permits, electricity connection and supply, and commercial litigation—the three areas with local variations among the benchmarked cities. Sundsvall leads in the areas of building permits and electricity connection and supply, and it holds the number-two spot in the area of commercial litigation, along with Jönköping and Gävle. Jönköping also ranks second in electricity connection and supply. Umeå ranks among the top four cities in all three areas, taking the lead in commercial litigation.

By contrast, Stockholm ranks among the bottom three cities in all three of these areas, while Göteborg and Malmö are among the bottom three in two areas. The lower scores in the three largest cities are mostly driven by lower efficiency levels, especially in terms of time and cost.

### Swedish cities outperform the EU average on most indicators, yet they lag behind the top EU performers

All Swedish cities outscore the EU average in every area but business start-up (figure 1.3). This is in part due to faster times in the categories of building permits, electricity connection and supply, and commercial litigation. The results can be partially attributed to the consolidation of requirements, streamlining of

procedures, digitalization and computerization, linking of databases, and better coordination among various agencies. Swedish cities also have high scores on the quality of regulations on property transfer as well as on electricity connection and supply.

In the area of property transfer, Swedish cities outperform the EU average in every category in terms of efficiency of implementation and quality of regulation. In fact, this area is where the gap between the performance of Swedish cities and the best practice in the EU is narrowest. It takes only 10 days for Swedish entrepreneurs to transfer a property—one-third the EU average of almost a month and the fifth-fastest time among the EU member

states. Transferring a property from one private company to another requires only one procedure in Sweden, a good practice equaled only by Portugal among the EU economies. Lastly, Swedish cities score 28 points (out of a maximum of 30) on the quality of land administration index—just shy of the EU best practice of 28.5 found in the Netherlands and Lithuania.

To obtain a new electricity connection, Swedish firms need to complete four procedures over 80 days at a cost of 42.8% of income per capita—nearly three weeks faster and more than 60% less costly than in the average EU member state. Yet Sweden remains behind the top EU performers on procedural steps and time (Germany) as well as cost (France).

FIGURE 1.3 Swedish cities perform above the EU average in all areas but business start-up



Sources: Data collected for this publication; *Subnational Doing Business* and *Doing Business* databases.

Note: The scores show how far a location is from the best performance achieved by any economy in each area. The scores are normalized to range from 0 to 100 (the higher the score, the better). EU averages use capital city data for the 27 member states of the European Union. Data are current as of the date of the most recent *Doing Business* measurement and EU subnational assessment: April 2022 for Denmark, Finland, and Sweden; December 2020 for Austria, Belgium, and the Netherlands; and May 2019 for all other EU member states. For more details, refer to the *Doing Business* methodology at <https://archive.doingbusiness.org/en/methodology>.

In terms of building permits, all eight benchmarked Swedish cities require nine procedures, which take an average of 134 days at a cost of 2.2% of the warehouse value. That is five fewer steps and nearly eight weeks faster than the EU average but slightly more costly. In the European Union's best-performing economies in this area, such as Denmark, the same process requires seven steps, and in Lithuania, the turnaround time is two months faster than the Swedish average. This indicator also includes the building quality control index to complement the efficiency components. Swedish cities score 10 out of 15 points—below the EU average of 11.8 points. By making improvements in the areas of liability and insurance regimes as well as requirements for professional certifications, Sweden could be on par with Luxembourg, which scores the maximum of 15 points.

The average time to resolve a commercial dispute and have the judgment enforced across Swedish cities is 16 months—considerably faster than the EU average of 22 months. But the cost of commercial litigation in Sweden is higher (at an average of 25.6% of claim value) than the EU average (20.2%) and much higher than in Germany (14.4%). This indicator also scores judicial quality by assessing whether the courts have adopted certain international good practices. Swedish courts score 12 out of 18 points on this index. By making several improvements, especially in the areas of court structure and case management, Sweden could surpass Lithuania, the top EU performer with 15 points.

Swedish cities also have room for improvement to close the gap with other EU economies in the business start-up area. The process is much slower in Sweden (33 days) than the EU average of two weeks, despite the availability of online services for business and tax registration. Both the Swedish Companies Registration Office and the Swedish Tax Agency take more than two weeks each to issue their respective decisions.

The process of setting up a business in Sweden is among the slowest in the European Union. Business start-up takes longer only in Finland (33.5 days) and Poland (37 days).

### **Differences in time and cost drive the variations among Swedish cities in building permits, electricity connection and supply, and commercial litigation**

The most notable differences among Swedish cities are observed in the indicator on electricity connection and supply (figure 1.4). Getting a commercial electricity connection takes almost two months in Gävle and four months in Stockholm. The time difference is mostly driven by the time it takes the utility to obtain excavation permits and complete connection works. In Gävle and Jönköping, the municipality delivers excavation permits in 10 days, whereas utilities in Stockholm can wait up to two months for an excavation permit. To carry out connection works, utilities need 25 days in Gävle but around two months in Malmö and Stockholm.

The cost to obtain a new electricity connection varies from 25.6% of income per capita in Jönköping to more than four times higher in Stockholm (111.5%). The Swedish capital stands out as the most expensive city due to specific local technical requirements and stricter regulations for designing and laying out the new connections. This makes the connection works complex and costly for the main local utility, Ellevio AB, which faces additional costs related to transporting the excavated soil to the city's outskirts. The costs can also vary by local distribution utility, as each is able to set its own connection fees.

In the area of building permits, even though all cities apply the same legal framework and have nine procedural requirements, there are differences in the time and cost it takes to implement the national regulations. The more significant variation is seen in the cost, which ranges

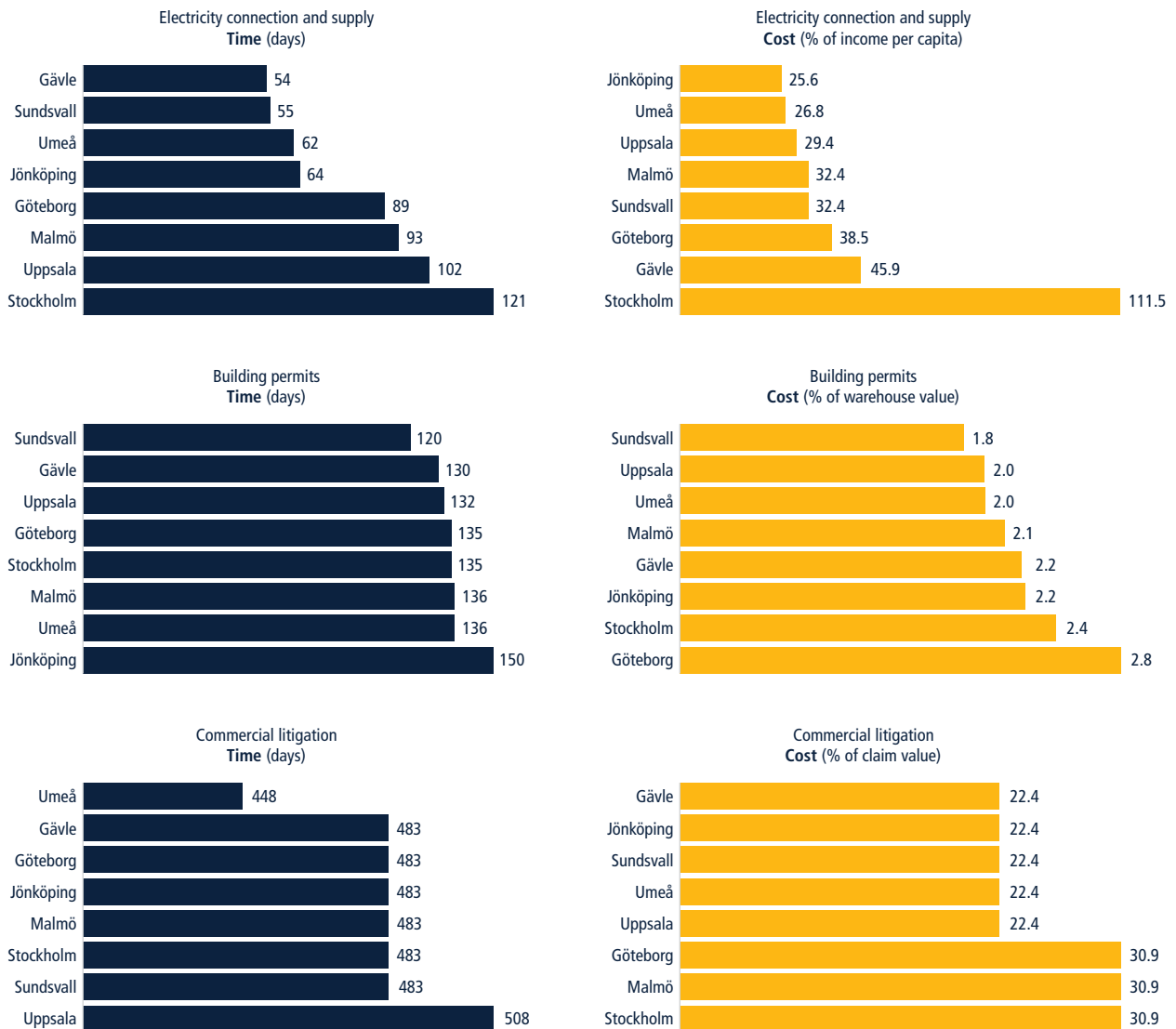
from 1.8% of the warehouse value in Sundsvall to 2.8% in Göteborg. Water and sewerage utility connection fees and building permit fees account for the main cost differences. For instance, the utility in Uppsala charges about SEK 220,844 (EUR 21,450<sup>11</sup>) for the connection fee, while the utility in Göteborg charges more than twice as much, SEK 448,894 (EUR 43,600). Building permit fees are the least expensive in Umeå and Sundsvall—SEK 70,290 (EUR 6,827) in the former and SEK 78,820 (EUR 7,656) in the latter—and cost the most in Malmö, at SEK 162,288 (EUR 15,763).

Differences in the time needed to deal with construction permits are driven by the time it takes to obtain a new construction map and a building permit. Obtaining the map takes 10 days in Göteborg and more than three times longer in Jönköping (35 days). The time it takes to obtain a building permit varies from 53 days in Sundsvall to 70 days in Gävle, Göteborg, Jönköping, Malmö, and Uppsala.

In commercial litigation, the time to resolve a commercial dispute and enforce a judgment ranges between 15 months in Umeå and 17 months in Uppsala. All other cities fall halfway in between, at 483 days. The trial and judgment phase accounts for the difference, taking 11 months in Umeå and 13 months in Uppsala. Judges' workloads help explain some of the variation. Court statistics show that in Umeå, the number of cases per judge in 2021 was less than half the average found across the eight district courts. The cost of commercial litigation diverges sharply between the smaller cities (22.4% of claim value) and the three largest cities (30.9% of claim value), exclusively due to attorney costs.

These differences in regulatory performance across cities can help policy makers identify opportunities to improve administrative processes and build the capacity of local institutions.

FIGURE 1.4 Time and cost are the factors that vary the most across the three regulatory areas with local differences



Source: Data collected for this publication.

### Overall, Umeå and Sundsvall have the fastest turnaround times and are the least expensive cities across the five regulatory areas benchmarked

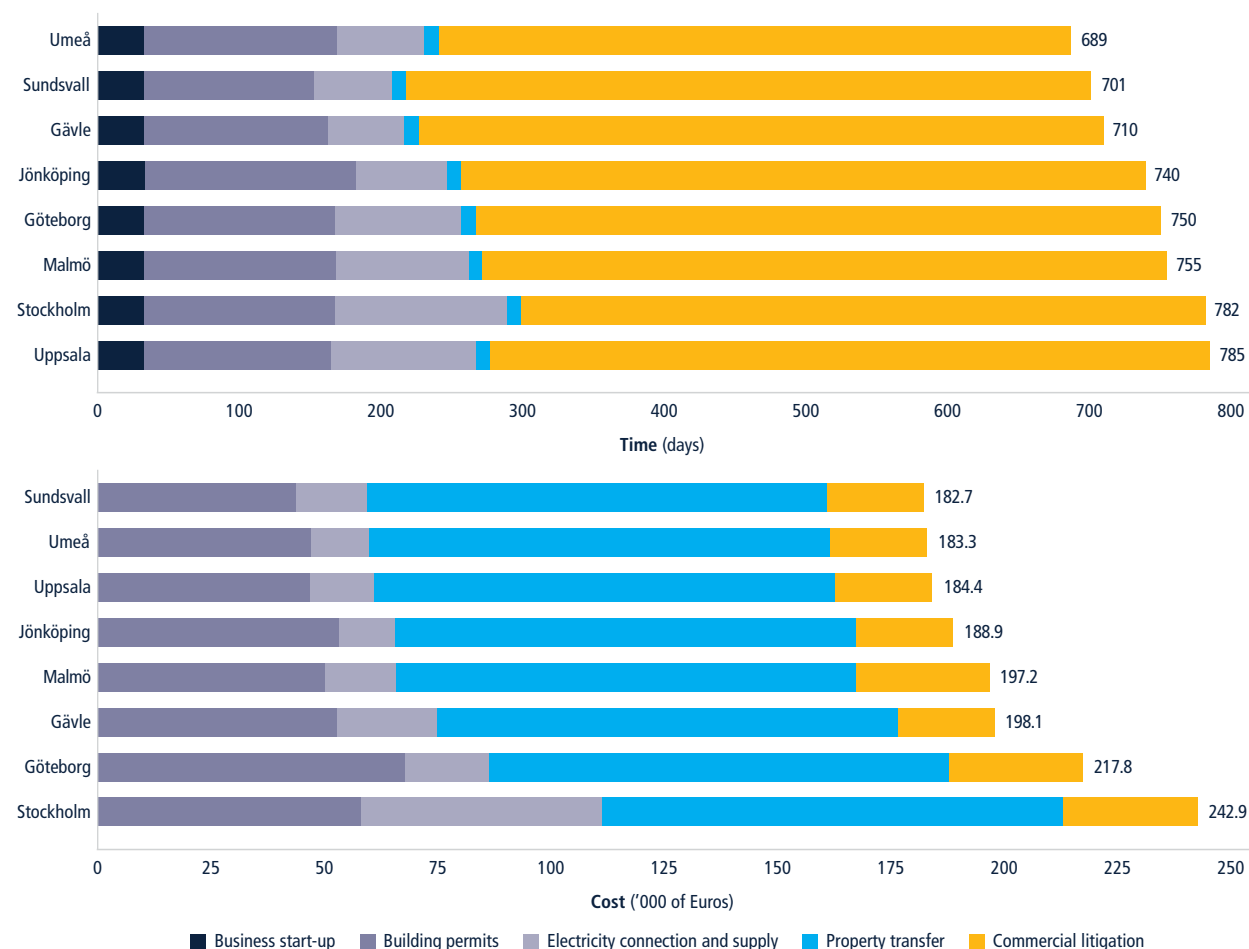
Aggregating the total time and cost to comply with regulations in all five categories studied reveals some interesting results (figure 1.5). It takes entrepreneurs in Uppsala more than three months longer than their peers in Umeå to comply with bureaucratic requirements, and the cost

of compliance in Sundsvall is about one-fourth less than in Stockholm. Generally, the regulatory process is lengthier and more costly in the three largest cities. However, among the smaller cities there are a couple of exceptions—Uppsala with the longest time and Gävle with the third-highest cost. The trial and judgment phase takes longer in Uppsala than anywhere else in the country, while Gävle is second only to Stockholm in the cost to get an electricity connection.

### WHAT IS NEXT?

Swedish authorities have excelled in attracting a gamut of commercial activity, boosting the country's economic performance and resilience over the years. Nevertheless, making the business environment more conducive to small and medium-size firms should continue to be a priority for local and national authorities. This report compares the different

FIGURE 1.5 Entrepreneurs in Umeå and Sundsvall spend less time and resources complying with bureaucratic requirements than their peers in Stockholm or Uppsala



Source: Data collected for this publication.

regulations and their local implementation and points to possible improvements (table 1.2). It also identifies specific agencies in charge of initiating and implementing reforms. For some areas, such as business start-up and property transfer, the agencies are all national; for others, the reform process involves multiple national and local agencies. The objective is to encourage regulation that is designed to be efficient, accessible to all, and simple to implement, to help the private sector thrive.

The suggested improvements do not imply that all locations would automatically benefit from emulating a specific

good practice. Several factors determine whether replicating a good practice is beneficial, including local economic priorities, resource allocations, and trade-offs between the results of improvement and the cost of implementation.

***Swedish cities can improve the regulatory environment by adopting good practices already in place in EU member states—and in some cases, even within Sweden***

Sweden remains among the 15 EU economies that maintain a significant paid-in minimum capital requirement for newly registered businesses—set at SEK 25,000 (EUR 2,428), the equivalent

of 5.1% of income per capita. Reducing or eliminating the paid-in minimum capital requirement would be a straightforward legislative reform that national authorities could undertake to decrease the burden on entrepreneurs looking to start a business in Sweden. Twelve EU member states<sup>12</sup> have already eliminated the paid-in minimum capital requirement or reduced the amount required to less than 0.1% of income per capita.

Swedish entrepreneurs wait more than a month to start up a business. The same process in Denmark can be completed in just six days. Swedish authorities could take steps to reduce the delays; these

could include implementing an automated name verification system and integrating tax registration into the business incorporation process. Automated name verification models have been implemented in Portugal, among other EU member states. Twelve EU economies<sup>13</sup> have already merged tax registration with company registration. The main ingredients to streamline the business start-up process are already in place in Sweden. Both the Swedish Companies Registration Office and the Swedish Tax Agency have electronic databases and online registration platforms. Sharing information and eventually merging the registration online would be the ultimate goal.

Some of the reforms recommended for business start-up in Sweden have already been achieved in the area of property transfer. For instance, all necessary steps to register a real estate transaction have been merged into one registration procedure (a global good practice), which takes a fast 10 days.

To increase the efficiency of issuing construction permits, Sweden could enhance its permitting systems by making them fully electronic. Some core prerequisites would be in order—such as the implementation of a robust geographic information system (GIS) to generate comprehensive maps. Good GIS practices already exist in multiple EU member states, including a state-of-the-art platform in Lithuania. The final goal of such reforms in Sweden would be to create a single-service window for building permits that entrepreneurs could easily access electronically. Diversifying statutory time limits and project scrutiny based on construction complexity would also help increase efficiency, especially for entrepreneurs with simple construction projects. The introduction of mandatory liability regimes for covering structural defects would improve quality assurance mechanisms in the country. Several EU member states have already established such regimes, including Austria, Belgium, Bulgaria, France, Italy, Luxembourg, and Poland.

Electricity connection and supply is another area where regional and local good practices could be adopted. The establishment of a data hub system could be used to combine connection steps in a digital platform, minimizing interactions and providing ease of access to applicants. Efforts are already underway to do so through regional initiatives being developed by NordREG, the organization of Nordic energy regulators, although implementation will depend on pending legal reforms. Introducing legal deadlines for connection services in Sweden would help make the process more efficient, while publishing statistics would increase transparency. Lastly, Swedish utilities could look to local good practices to explore the possibility of reducing the cost of electricity connections or providing payment plans. For instance, Ellevio AB, the main utility serving Stockholm, in some cases allows customers to pay fees in separate installments rather than all at once and upfront.

Creating a specialized commercial court or a commercial division of a court is a widely accepted good practice for more efficient commercial dispute resolution—12 EU member states<sup>14</sup> have already adopted such practices. In Sweden, the concept could be piloted in a single city and then adopted in other districts courts as needed. Other measures that Swedish authorities could consider to make commercial litigation more efficient include, but are not limited to, setting deadlines for key litigation events and making greater use of case management tools to improve efficiency; publishing judgments at all court levels and making them available online; and expanding the use of electronic case management systems for lawyers. Ten EU member states<sup>15</sup> apply legal time limits for various court events and respect them in practice. One-third of EU economies publish judgments handed down in commercial cases by courts at all levels. Lastly, 13 EU member states<sup>16</sup> have electronic case management tools for both lawyers and judges, including a good model developed in Denmark.



TABLE 1.2 Opportunities for regulatory improvement in Swedish cities

Regulatory area	Good practices	Relevant ministries and agencies*	
		National level	Local/regional level
Business start-up	Eliminate the paid-in minimum capital requirement	<ul style="list-style-type: none"> <li>Swedish Companies Registration Office (Bolagsverket)</li> <li>Swedish Tax Agency (Skatteverket)</li> </ul>	
	Introduce an automated name verification system		
	Streamline tax registration and integrate it into the company incorporation process		
	Integrate registration of beneficial owners with company registration		
Building permits	Implement a robust GIS system that provides appropriate access for the private sector	<ul style="list-style-type: none"> <li>Ministry of Finance</li> <li>National Board of Housing, Building and Planning (Boverket)</li> <li>Swedish Association of Local Authorities and Regions</li> <li>Mapping, Cadastral and Land Registration Authority (Lantmäteriet)</li> <li>Work Environment Authority (Arbetsmiljöverket)</li> </ul>	<ul style="list-style-type: none"> <li>Municipalities</li> <li>Water and sewage companies</li> </ul>
	Improve electronic permitting systems and create a single-service window for construction permitting		
	Adjust the law to include qualification and educational requirements for professionals reviewing permit applications		
	Diversify mandated time limits and scrutiny based on project complexity to enable fast-tracking for simpler permit applications		
	Introduce mandatory liability requirements to cover professionals in the event of structural defects in construction		
Electricity connection and supply	Establish a data hub system and combine connection steps in a digital platform	<ul style="list-style-type: none"> <li>Svenska Kraftnät</li> <li>Swedish Energy Markets Inspectorate (Energimarknadsinspektionen)</li> <li>National Electrical Safety Board</li> </ul>	<ul style="list-style-type: none"> <li>Electricity distribution utilities</li> <li>Electricity suppliers</li> <li>Local municipalities</li> </ul>
	Introduce legal deadlines for connection services and publish statistics to increase transparency		
	Consider the possibility of reducing the financial burden of electricity connections		
Property transfer	Strengthen complaints mechanisms related to services provided by the land registry	<ul style="list-style-type: none"> <li>Mapping, Cadastral and Land Registration Authority (Lantmäteriet)</li> </ul>	
Commercial litigation	Consider creating specialized commercial courts or commercial divisions	<ul style="list-style-type: none"> <li>Ministry of Justice</li> <li>Swedish National Courts Administration (Domstolsverket)</li> </ul>	<ul style="list-style-type: none"> <li>District courts</li> </ul>
	Establish deadlines for key litigation events and make greater use of existing case management tools		
	Make judgments at all court levels available online		
	Expand use of electronic case management system for lawyers		

\*The list includes the main ministries and agencies relevant to each regulatory area, but other entities might also be involved.

Note: All good practices are detailed at the end of the respective indicator section.

# Business start-up

## Setting up a business in Sweden is simpler and less costly than the EU average but takes significantly longer

Registering a new limited liability company (Aktiebolag, AB) takes only four procedures regardless of where in Sweden the company is located. This is fewer than the EU average of 5.6 procedures (figure 1.6); however, that does not mean the process is faster. Despite the availability of online services for business and tax registration, the process takes 33 days—more than twice as long as the EU average of 14.2 days—as each agency takes more than two weeks to complete the registration of a new business and issue its respective decision. Only Finnish

and Polish entrepreneurs wait longer to set up a business in Europe. On the other hand, the cost to set up a new business in Sweden is relatively low—0.44% of income per capita compared with the EU average of 3.2%—as entrepreneurs can go through the process without needing to request the services of third parties such as notaries or lawyers. Only four other EU economies (Denmark, Ireland, Romania, and Slovenia) have a lower cost than Sweden.

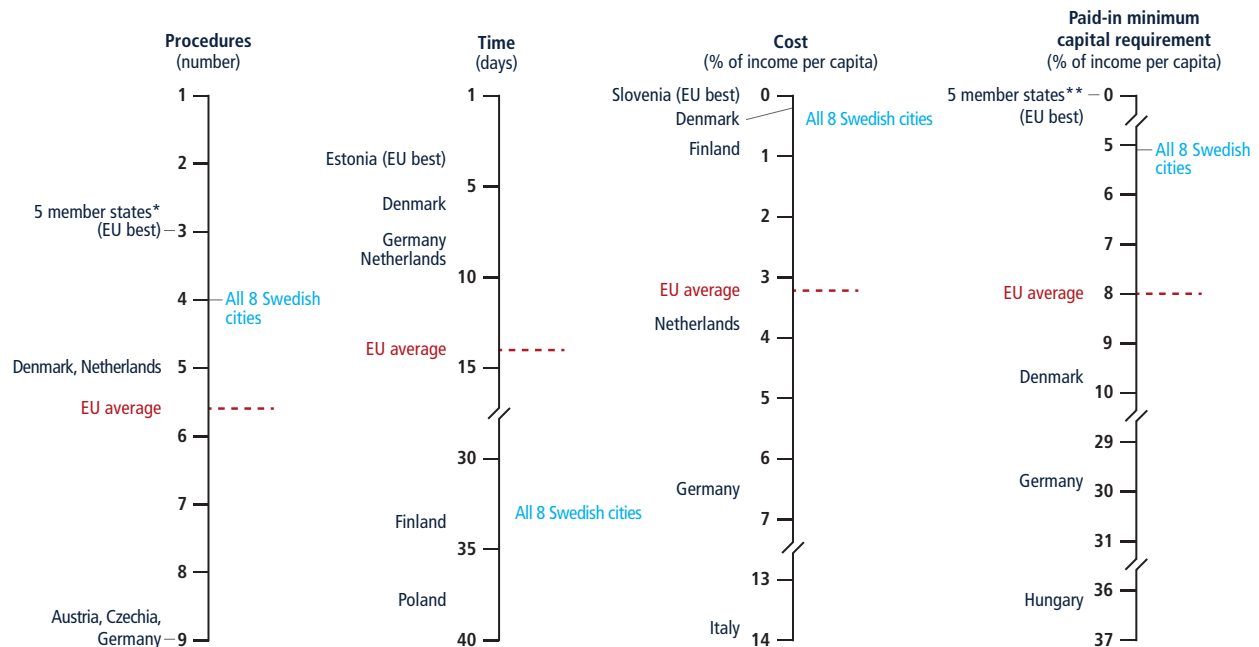
Sweden remains one of the EU member countries that maintains a paid-in minimum capital requirement, which entrepreneurs must deposit in a bank before registering a new limited liability

company (LLC). Twelve EU economies have eliminated this requirement or set an amount below 0.1% of income per capita.<sup>17</sup> In Sweden, the minimum capital requirement remains significant, at 5.1% of income per capita, even though the amount was cut in half in 2020, from SEK 50,000 (EUR 4,856) to SEK 25,000 (EUR 2,428).

## Entrepreneurs can register a new limited company in four steps

The process to set up a business is the same across all Swedish cities, as no local authorities intervene in the case of new companies performing general commercial activities (figure 1.7). As a first step, entrepreneurs must open an account

FIGURE 1.6 Company registration in Sweden is a lengthy process compared with the EU average

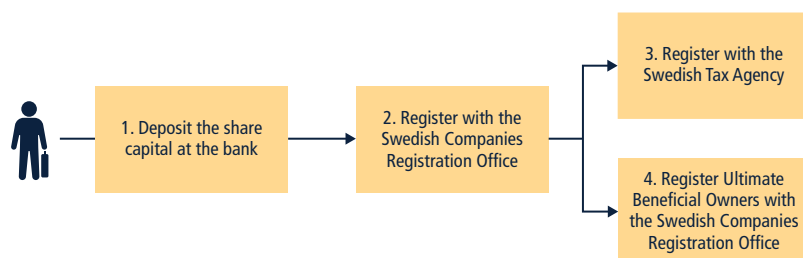


Sources: Data collected for this publication; *Subnational Doing Business* and *Doing Business* databases.

Note: EU averages use capital city data for the 27 member states of the European Union. Data are current as of the date of the most recent *Doing Business* measurement and EU subnational assessment: April 2022 for Denmark, Finland, and Sweden; December 2020 for Austria, Belgium, and the Netherlands; and May 2019 for all other EU member states.

\*Estonia, Finland, Greece, Ireland, Slovenia.

\*\*Belgium, Cyprus, Finland, Ireland, the Netherlands.

**FIGURE 1.7** How does the business registration process work in Sweden?

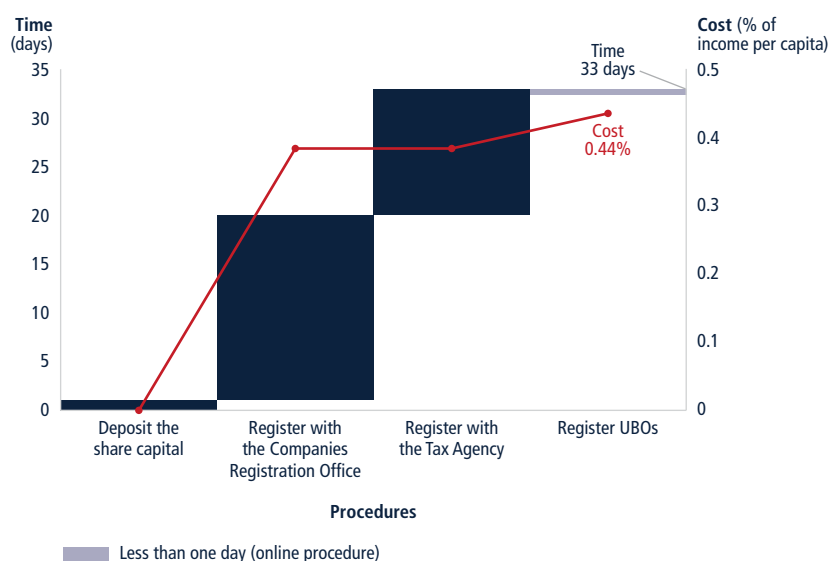
Source: Data collected for this publication.

with a bank, credit market company, or credit institution to deposit the required minimum capital. A new company can be registered only once the minimum capital has been deposited in a credit institution.<sup>18</sup> To open an account on behalf of the company being formed, the partners present the executed memorandum of association (Stiftelseurkund), the articles of association to be adopted, and proof of the identities of the partners. Once the shares are paid, the bank or credit institution issues a certificate (bankintyg), either electronically or on paper, which must be submitted to the Swedish Companies Registration Office (Bolagsverket) to complete the registration process.

Most new limited liability companies in Sweden are registered through an online portal for businesses and entrepreneurs called Verksam.se. This platform brings together the services of four government agencies: the Swedish Companies Registration Office, the Swedish Tax Agency (Skatteverket), the Swedish Public Employment Service (Arbetsförmedlingen), and the Swedish Agency for Economic and Regional Growth (Tillväxtverket).<sup>19</sup> The portal also provides general guidance for business founders regarding the selection of a company name and allows them to check whether their desired name is already in use. However, the Swedish Companies Registration Office must still conduct a thorough review once it receives the application for company registration.

To register a company online, entrepreneurs must use electronic identity verification (e-identification), which allows applicants to sign the notification electronically to make it legally binding.<sup>20</sup> According to data from the Swedish Companies Registration Office, more than 95% of registrations of new LLCs are done online.<sup>21</sup> The exceptions include cases where the applicant either is not familiar with digital services and prefers a paper-based process or is not a registered resident of Sweden with a Swedish personal identity number, which is necessary for e-identification.

Registration with the Swedish Companies Registration Office takes on average 19 calendar days (figure 1.8). The application goes through different stages, starting with a queuing period from the moment it is submitted to the time it starts being processed. The agency reviews the documents filed by the applicants, including the memorandum and articles of association. It also verifies that the company's partners are not subject to any legal restriction or under personal bankruptcy. According to the Swedish Companies Registration Office, the review and approval of the company name is a step that accounts for a significant amount of the time to register a business.<sup>22</sup> The proposed name is reviewed to make sure that it complies with the provisions established by law, and it is checked against several criteria—including similarity with existing names, distinctiveness, and whether it could be misleading or could be confused with another name or brand. If the name cannot be accepted, the Swedish Companies Registration Office may require the applicant to submit alternative company names, which can lengthen the process.

**FIGURE 1.8** It takes approximately one month to register with the Swedish Companies Registration Office and the Swedish Tax Agency

Source: Data collected for this publication.

In the past two years, the Swedish Companies Registration Office experienced a 27% increase in the number of new LLC registrations, reportedly due to the reduction in the minimum capital requirement in 2020.<sup>23</sup> This surge led to significantly longer processing times by adding delays in the different steps of the registration process. Facing a large volume of applications, the agency had to reallocate and hire staff. Still, training staff on the assessment of company names took time and contributed to reduced efficiency.<sup>24</sup>

After the registration is approved, the Swedish Companies Registration Office assigns the company an organization identity number (Organisationsnummer), issues a certificate of registration delivered by regular post or email, and publishes a notice in the Official Gazette (Post- och Inrikes Tidningar).<sup>25</sup> The organization number is a unique business identification number used by all government agencies.

Once the company is registered with the Swedish Companies Registration Office, the founders must register it with the Swedish Tax Agency. In a single application, the company can register for value added tax (VAT) and for what is called F-tax status (which allows entrepreneurs to receive payment for services without the client deducting preliminary tax), as well as register as an employer. The application can be submitted online or in paper form. Data from the Swedish Tax Agency show that 75% of tax registration applications are received through the electronic service.<sup>26</sup> Similar to the company registration, applicants can submit online applications through Verksamst.se using their personal e-identification (if they are the company's authorized representatives). When registration is complete, the company receives by postal mail the documentation it needs to account for and pay VAT and income tax and make social security contributions.

Registering with the Swedish Tax Agency takes on average 13 days. All applications

received nationwide are processed centrally. The Swedish Tax Agency conducts a thorough review of the documents filed by the applicants, including a background check of the business founders. In some cases, further communication with the applicant is necessary to correct the details or request additional documentation.<sup>27</sup> Processing times also increased beginning in January 2021, as a result of changes to the regulations affecting tax registration for foreign companies, which increased the number of applications received by the Swedish Tax Agency.<sup>28</sup>

As a final step, the company must inform the Swedish Companies Registration Office of the identity of the beneficial owners.<sup>29</sup> This requirement has been in place since August 2017, when the Act on the Registration of Beneficial Owners came into force. The identities of the beneficial owners must be registered within four weeks from the date of the company registration and can be done in parallel with the tax registration. A legal entity is required to submit information regarding its beneficial owners and the nature and extent of the beneficial owners' interest in it.<sup>30</sup> It is compulsory to complete this registration through the online service at the Swedish Companies Registration Office website, with an associated cost of SEK 250 (EUR 25).<sup>31</sup>

## WHAT CAN BE IMPROVED?

### *Eliminate the paid-in minimum capital requirement*

Historically, the minimum capital requirement for new businesses has served the purpose of trying to ensure that companies are sustainable, that creditors have their investments protected, and that insolvency is less likely. However, there are other factors that influence the chances of failure which cannot be compensated by the minimum capital requirement; these include poor cash management, low employee retention, and competition. Mechanisms other than minimum capital requirements can

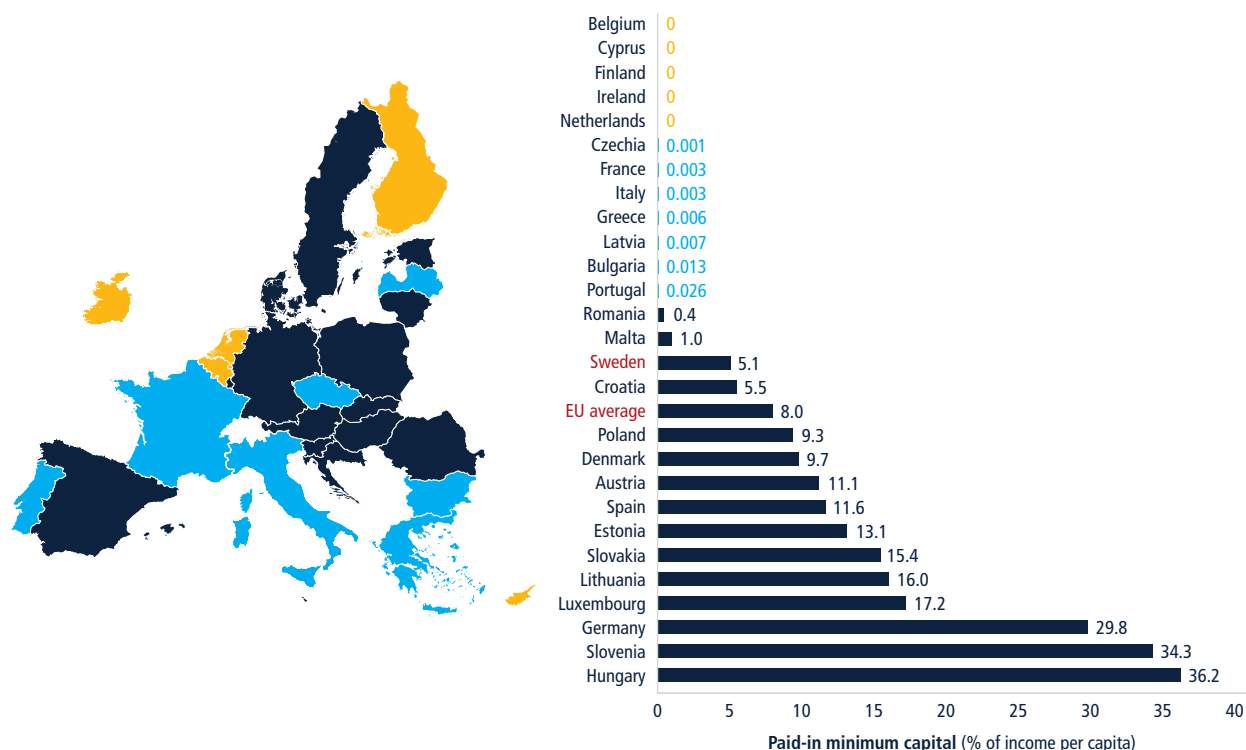
be used instead to provide security to creditors, such as assessments of a firm's income statements, business plan, and other indicators. The United States, for example, used to impose significant requirements on how much capital had to be contributed and maintained in a corporation. Today, creditors rely primarily on negotiated contractual protections as stipulated in statutory and incorporation agreements.<sup>32</sup> Having a high minimum capital requirement can have a negative effect on new business creation. While Sweden reduced this requirement in 2020 and now requires a lower amount than the EU average, the minimum capital requirement still amounts to 5.1% of income per capita—relatively high considering the EU economies that have reduced it to less than 0.1% of income per capita or eliminated it altogether (figure 1.9).

Worldwide, more than 120 economies have reduced or eliminated their paid-in minimum capital requirements. In 2011, for example, Portugal allowed companies to choose freely the minimum capital amount and to contribute their paid-in capital up to one year after the company's creation.<sup>33</sup> In 2012, Italy lowered the minimum capital requirement from EUR 10,000 to EUR 1 with the introduction of the simplified limited liability company.<sup>34</sup> Most recently, Finland eliminated the requirement to deposit a minimum of EUR 2,500 as paid-in share capital before registration.<sup>35</sup>

### *Introduce an automated name verification system*

Private sector experts and the Swedish Companies Registration Office indicate that the approval of the proposed company name can lengthen the process to register a new company. Entrepreneurs have access to the company registry through Verksamst.se to check if their desired name has already been taken, and the portal also provides guidance on how to choose a company name. However, even if the desired name has not been registered for another company, that does not mean it will be approved

FIGURE 1.9 Twelve EU member states have eliminated or significantly reduced the paid-in minimum capital requirement for new companies



Sources: Data collected for this publication; *Subnational Doing Business* and *Doing Business* databases.

by the Swedish Companies Registration Office.

Entrepreneurs can also ask the agency for a preview of a proposed company name to check its availability and verify that there are no other impediments to using it.<sup>36</sup> However, this adds a step, with an additional cost of SEK 1,400 (EUR 136), and it does not reserve the company name or guarantee that it will be accepted when the entrepreneur applies for company registration, as other similar names may be registered in the meantime.

When the company registration application is submitted, the proposed name is subject to a thorough review to evaluate whether it meets the criteria mentioned above. The rejection of the name can prolong the process of company registration as new alternatives are requested.

To streamline the company registration process, Sweden could consider

adopting an automated name verification system that would allow entrepreneurs to verify for themselves not only that the desired name is not in use but also that it complies with the legal requirements for company registration. In the United Kingdom, the online registration website alerts entrepreneurs if the desired company name cannot be used and provides guidance for choosing an alternative.<sup>37</sup> Other economies allow entrepreneurs to choose from a list of preapproved company names. In Portugal, entrepreneurs can choose from a list on the business registry's website and register the company through a single contact point, *Empresa na Hora*.<sup>38</sup> Swedish authorities could also assess the feasibility of adopting a similar approach to Denmark, where the company is registered the same day the application is submitted. The Danish Business Authority only checks to determine whether the proposed name is in use or not at the time of registering the company, without conducting any

additional assessment. Entrepreneurs are responsible for ensuring that the name meets the established requirements and does not infringe on the rights of others. In case of conflict, the disagreements can be brought to court for resolution and the company may be required to change its name.

### **Streamline tax registration and integrate it into the company incorporation process**

Registering for taxes in Sweden is a relatively slow process that takes an average of 13 days. The Swedish Tax Agency conducts a thorough review of the documents presented by the applicants, including a background check of the business founders. Adding to the delays are the changes made in 2021 regarding the registration requirements for foreign companies, as well as the lack of sufficient staff to process applications—especially during peak times. In more complicated cases that require further investigation and

communication with the applicants, the process can take more than one month.

To facilitate the tax registration process, the Tax Agency could streamline its risk screening at the point of registration so that the resources used to perform that activity could be reallocated to other compliance actions. Croatia uses this kind of approach, and obtaining a decision on VAT registration there takes only one to two days. After registration, checks can be performed to assess the accuracy of the information submitted, and the registration can be revoked if errors are found.

In the long term, Sweden could consider making tax registration part of the company registration process with the Swedish Companies Registration Office. Company registration and tax registration in Sweden can be completed online. However, both remain separate, non-concurrent processes, with entrepreneurs having to submit different applications to complete the formalities and begin operations. In 12 EU economies,<sup>39</sup> tax registration is completed as part of the company registration process. In Hungary, once the application for company registration is submitted, the Registration Court registers the company with the State Tax Authority (for VAT and income tax purposes) and the statistical office through an online system. In Italy, limited liability companies electronically file a single notice (Comunicazione Unica) with the Register of Enterprises, which automatically registers the company with the Revenue Agency (to obtain the tax identification number, or TIN, and the VAT number), Social Security Administration (INPS), and Accident Insurance Office (INAIL). Similarly, in France, entrepreneurs file a joint application for company incorporation that allows them to fulfill the formalities required by the various competent authorities, including the tax authorities. In all of these EU economies, registration takes just two days.

### ***Integrate registration of beneficial owners with company registration***

Sweden is among the nine EU member states that require new companies to register or report the beneficial owners to the ultimate beneficial owner (UBO) register as a separate interaction.<sup>40</sup> The process is completed in less than one day through the Bolagsverket website, but it takes place only after the company registration is complete. This can lead to cases where the business founders overlook this postregistration procedure.<sup>41</sup>

The authorities could integrate the beneficial owner registration with the company registration process. In Austria and Denmark, for example, once a limited company is registered, all relevant data regarding the beneficial owner are transferred automatically from the commercial registry to the UBO register. In Germany, if entrepreneurs file all relevant information with the company register, they are not required to file the beneficial ownership structure separately with the Transparency Register.

The Swedish Companies Registration Office is already considering this initiative. To streamline UBO registration, the data on the beneficial owners could be extracted from the articles of association during the company registration process. This type of change would also require reforms to the Act on the Registration of Beneficial Owners; these are currently under discussion and expected to be adopted in early 2023.

# Building permits

## Permit processing time and costs drive differences across cities

The construction permitting system in Sweden is regulated at the national level and implemented locally by municipal building committees.<sup>42</sup> The system is standardized and consistent across the eight cities benchmarked, requiring the same nine procedures for the type of two-story commercial warehouse considered by this study. Yet cities show differences in time and cost (table 1.3). Obtaining building permits is fastest and cheapest in Sundsvall, where the process takes four months at a cost of 1.8% of the warehouse value. The process is slowest in Jönköping, where entrepreneurs wait five months, and the most expensive city is Göteborg, where the cost is 2.8% of the warehouse value.

## Sweden outperforms the EU average in procedures and time, but the process costs more

To complete the construction permitting process across the Swedish cities, entrepreneurs complete nine procedures in an average of 134.3 days at a cost of 2.2% of the warehouse value (figure 1.10). The process in Sweden entails

nearly five fewer steps and is more than 7.5 weeks faster than the EU average. However, in the European Union's best-performing economies in this area, such as Denmark, the same process requires seven steps; in Lithuania, meanwhile, the turnaround time is two months faster than the Swedish average. The permitting process is slightly more expensive in Sweden (2.2% of the warehouse value) than in the average EU member state (2.0%). On the building quality control index, Swedish cities score 10 points—below the EU average (11.8 points) and significantly below Denmark (14 points) and Lithuania (15 points).

## Entrepreneurs benefit from a standardized permitting process

The construction permitting process for the two-story warehouse measured in this study requires the same nine procedures in all eight benchmarked cities (figure 1.11). As a first step, the developer orders a map from the municipality. Next, the developer hires a third-party certified adviser to supervise the project and prepare an inspection plan. After completing these steps, the developer applies for a building permit.<sup>43</sup> A building permit

administrator reviews the application and determines whether it fits in with the zoning plan and the surrounding environment. (The administrator does not review the technical aspects of the application at this stage.) Once the permit is approved, the municipality informs the neighbors and posts an announcement online regarding the new construction project.<sup>44</sup> At the same time, a technical meeting is organized between the developer, the certified supervisor, and the municipal building inspector to review the technical aspects of the project.<sup>45</sup>

Through the technical consultation, the municipality ensures that the project satisfies the regulatory requirements, and at that point the municipality can issue a clearance to commence construction. Construction can start only after the developer notifies the Tax Agency, through an online platform, as well as the Work Environment Authority (Arbetsmiljöverket), through an email form, about the estimated number of active workers who will be on the site.<sup>46</sup> The developer also reports information to the WEA on the contractors involved and the professionals in charge of workplace safety coordination during construction. While construction is underway, the municipal building inspector visits the site. The utility also connects the warehouse to the water and sewerage. As a final step, a meeting takes place between the developer and the municipal building inspector. The municipality then issues an occupancy clearance, and the building can be placed into service.

## Obtaining a new construction map and a building permit account for the main variations in time across Sweden

The time variations among the cities assessed for this study are primarily

TABLE 1.3 Construction permitting is easiest in Sundsvall and most difficult in Jönköping

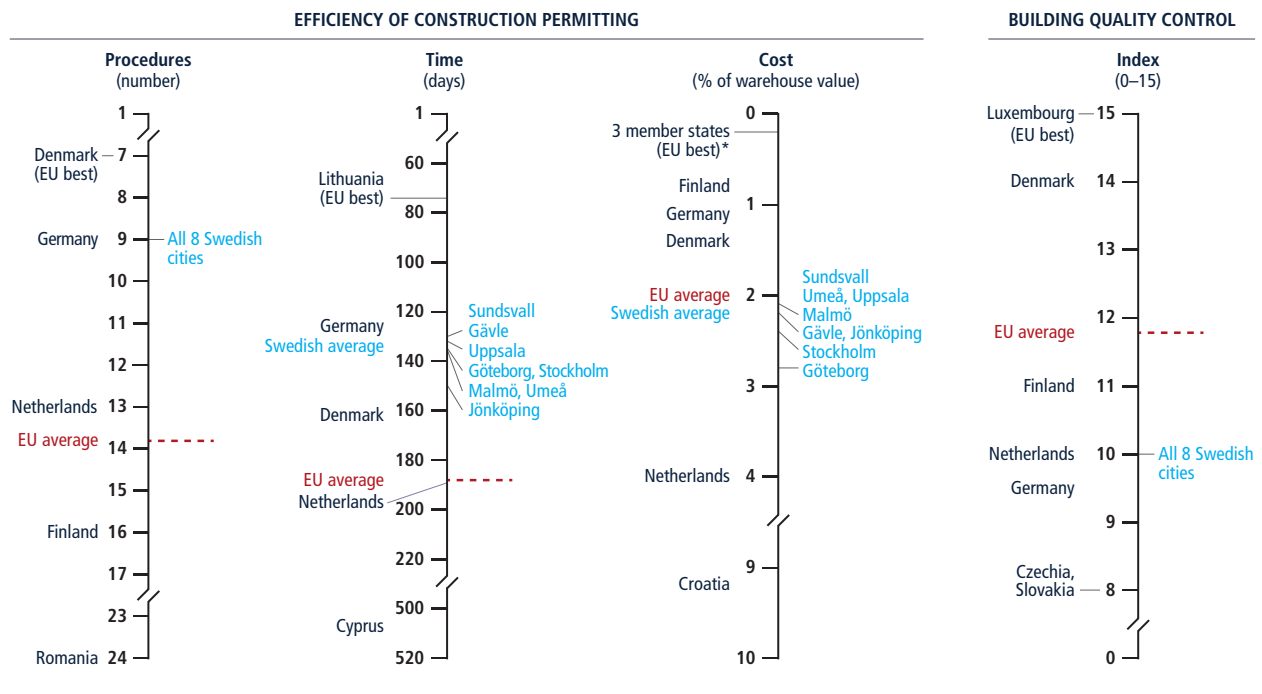
City	Rank	Score (0–100)	Procedures (number)	Time (days)	Cost (% of warehouse value)	Building quality control index (0–15)
Sundsvall	1	78.61	9	120	1.8	10
Uppsala	2	77.59	9	132	2.0	10
Gävle	3	77.43	9	130	2.2	10
Umeå	4	77.29	9	136	2.0	10
Malmö	5	77.13	9	136	2.1	10
Stockholm	6	76.79	9	135	2.4	10
Göteborg	7	76.28	9	135	2.8	10
Jönköping	8	75.96	9	150	2.2	10

Source: Data collected for this publication.

Note: Rankings are calculated on the basis of the unrounded scores, while scores are displayed in the table with only two digits. Rankings are based on the average score for the procedures, time, and cost associated with building permits, as well as for the building quality control index. The score is normalized to range from 0 to 100 (the higher the score, the better).



FIGURE 1.10 Swedish cities lag their EU peers on measures of quality in construction permitting



Sources: Data collected for this publication; *Subnational Doing Business* and *Doing Business* databases.

Note: EU averages use capital city data for the 27 member states of the European Union. Data are current as of the date of the most recent *Doing Business* measurement and EU subnational assessment: April 2022 for Denmark, Finland, and Sweden; December 2020 for Austria, Belgium, and the Netherlands; and May 2019 for all other EU member states.

\* Czechia, Estonia, Slovakia.

driven by how long it takes to obtain a new construction map and a building permit (figure 1.12). Obtaining a map takes 10 days in Göteborg and more than three times longer in Jönköping (35 days). The time is affected by how long it takes municipalities to consolidate information from different agencies and sources, as not all material is digital.

Another major source of variation is the time it takes to obtain a building permit. By law, authorities have 10 weeks to respond to the applicant, and in most cases, they take the full 10 weeks.<sup>47</sup> However, the time varies from 53 days in Sundsvall to 70 days in five Swedish cities (Gävle, Göteborg, Jönköping, Malmö, and Uppsala). The municipalities' efficiency and internal processes help to account for the variations in time across cities. For example, anecdotal evidence from municipal authorities suggests that staff shortages and turnover are frequent, new building permit administrators often

lack enough experience, and incomplete applications contribute to delays in the process. Another aspect that may affect the time is caseload. For instance, Sundsvall is among the cities that receive the fewest building permit applications.<sup>48</sup>

Four other procedures contribute to differences in time: holding the first technical consultation meeting, receiving clearance to commence construction, holding the final consultation meeting on site, and receiving the occupancy clearance. The differences largely stem from the availability of the municipal building inspector to schedule the technical consultations before and after construction. Most of the cities benchmarked take around 15 days to hold the first technical consultation; Gävle improves that time by almost a week. Scheduling the final consultation takes five days in Jönköping and nearly three times longer in Uppsala. Another factor is the difference in the time it takes municipalities to process

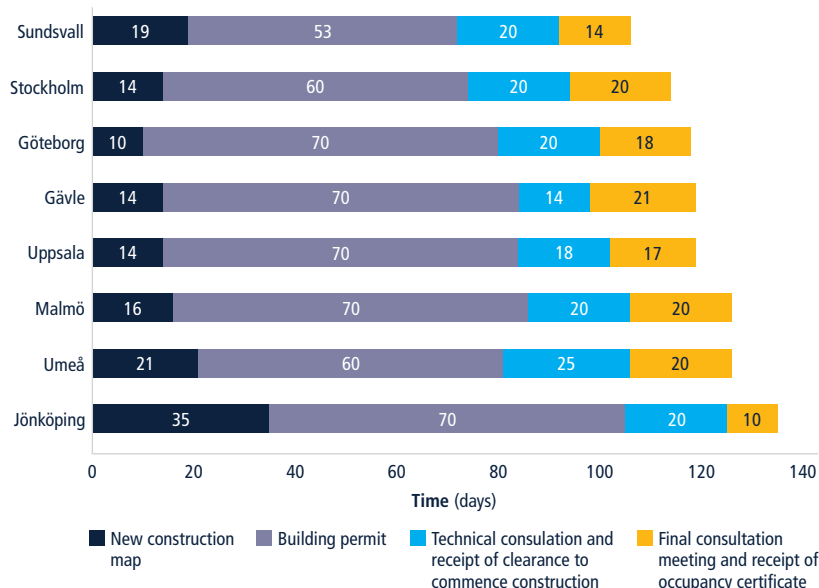
FIGURE 1.11 The construction permitting process requires nine steps in Sweden



↑↑ Procedure is completed simultaneously with the previous one

Source: Data collected for this publication.

**FIGURE 1.12** Dealing with all municipal requirements is nearly a month faster in Sundsvall than in Jönköping



Source: Data collected for this publication.

clearances. Issuing a clearance to commence construction takes three days in Uppsala and ten days in Umeå. Issuing an occupancy clearance takes three days in Uppsala and four times longer in Gävle.

Lastly, processing water and sewerage applications and finalizing connections is faster in Jönköping (where it takes 23 days) than in the other benchmarked cities. The utility in Jönköping has worked closely with the building permit department—the

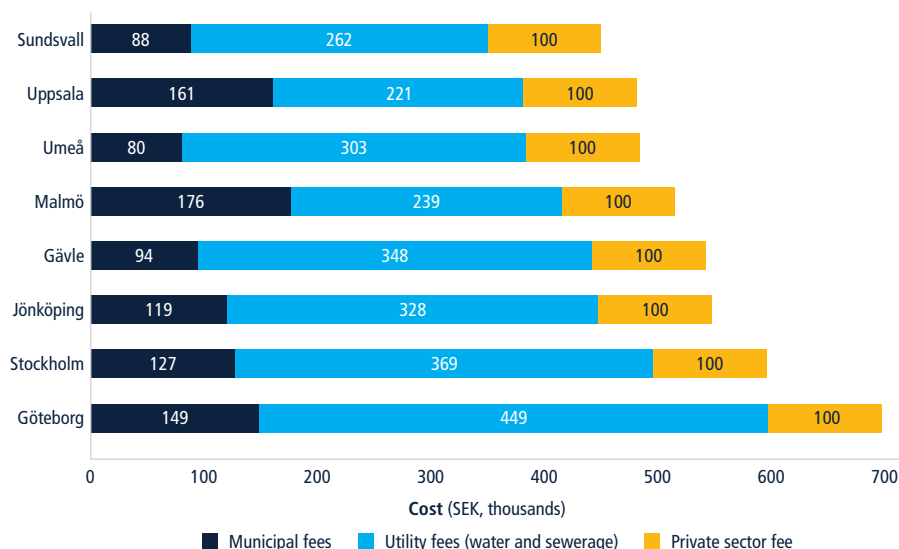
department notifies the utility as soon as a permit application is submitted—and as a result, the process is faster than in the other benchmarked cities.

### Utility connection fees and building permit fees drive cost variations across cities

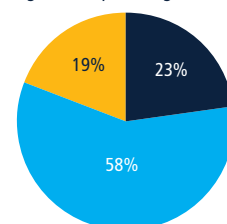
The average cost of the permitting process across Swedish cities is 2.2% of the warehouse value, ranging from 1.8% in Sundsvall to 2.8% in Göteborg. Utility connections and building permit fees comprise nearly 80% of the total cost of the permitting process on average and are the main drivers of variation across Swedish cities (figure 1.13).

Connecting to water and sewerage systems is a costly endeavor in Sweden: entrepreneurs pay on average SEK 314,882 (EUR 30,584), which constitutes 58% of the total cost of the permitting process.<sup>49</sup> Utility connection charges consist of five components: community contribution for pipes; community contribution for connection points; usage charges based on the size of the plot;<sup>50</sup> usage charges based on the size of the building;<sup>51</sup> and, in some instances, charges based on the dimension

**FIGURE 1.13** Utility connection fees comprise 58% of the average cost of the permitting process



Average fees as percentage of total cost



Sources: Data collected for this publication.

Note: Municipal fees include the cost of a building permit and the cost of a new construction map. The private sector fee includes the fees paid for hiring a certified adviser.

of the pipes. Utility charges vary from city to city, as rates are set locally; however, fees are not allowed to exceed what is needed to cover the cost necessary for utilities to set up and operate the water and sewerage system.<sup>52</sup> Overall, the utility in Uppsala charges the lowest fee for the connection, at SEK 220,844 (EUR 21,450), while the utility in Göteborg charges more than twice as much, SEK 448,894 (EUR 43,600). The differences are driven by the community contribution charges—the utility in Göteborg charges nearly five times more than the one in Uppsala.

The municipal fees for the building permit and for a new construction map account for nearly one-quarter of the total costs of the permitting process, on average. Building permit fees are the least expensive in Umeå, at SEK 70,290 (EUR 6,827), and cost the most in Uppsala, at SEK 148,000 (EUR 14,375), and Malmö, at SEK 162,288 (EUR 15,763). The permit fee in Gävle is a simple flat rate for any project within a specified range of building sizes.<sup>53</sup> Most of

the other cities also have ranges based on building size, but they break down the fee into two separate components: a flat fee for the building permit and a flat fee for the technical review of the project. Permit fees in Malmö and Jönköping include a base fee and multipliers (an administrative fee based on building size, and a municipality adjustment).

The cost of obtaining a new construction map from the municipality is another factor that accounts for cost differences; the fees range from SEK 8,580 (EUR 833) in Göteborg to twice as much in Stockholm, where they are SEK 17,030 (EUR 1,654)). The private sector fees are the same in the eight cities benchmarked; these include the cost of hiring a certified supervisor for the construction, which accounts for about one-fifth of the total cost of dealing with building permits, on average. The cost of the certified supervisor for a two-story warehouse construction is estimated at SEK 100,000 (EUR 9,713) across Sweden. This fee depends on the

market hourly rate and the complexity of the project.

### Swedish cities have robust quality control mechanisms

The building quality control index is based on six dimensions: the quality of building regulations; quality control before, during, and after construction; liability and insurance regimes; and professional certifications. Swedish cities benchmarked on this assessment score 10 out of 15 points on the index (table 1.4). They score the maximum points (2 out of 2) for their easily accessible and transparent building regulations. They also score the maximum points for quality control: it is legally required that an architect or an engineer verify compliance of the building plans with existing building regulations (1 out of 1), and technical inspections before and after construction are required by law and carried out in practice (3 out of 3).

Swedish cities do not get full marks on liability and insurance regimes (1 out of 2

**TABLE 1.4** Sweden could do better on the building quality control index by reforming rules governing liability regimes and professional certification

BUILDING QUALITY CONTROL INDEX (0–15)		All cities: 10 points	
Quality of building regulations (0–2)	Are building regulations easily accessible? (0–1)	1	Available online; Free of charge.
	Are the requirements for obtaining a building permit clearly specified? (0–1)	1	List of required documents; Fees to be paid; Required preapprovals.
Quality control before construction (0–1)	Which entity(ies) is/are required by law to verify the compliance of the building plans with existing building regulations? (0–1)	1	Licensed architect; Licensed engineer.
Quality control during construction (0–3)	Are inspections mandated by law during the construction process? (0–2)	2	Inspections by external engineer or firm; Unscheduled inspections; Risk-based inspections.
	Are inspections during construction implemented in practice? (0–1)	1	Mandatory inspections are always done in practice.
Quality control after construction (0–3)	Is a final inspection mandated by law? (0–2)	2	Yes, final inspection is done by government agency; Yes, external engineer submits report for final inspection.
	Is a final inspection implemented in practice? (0–1)	1	Final inspection always occurs in practice.
Liability and insurance regimes (0–2)	Is any party involved in the construction process held legally liable for latent defects once the building is in use? (0–1)	0	No party is held liable under the law.
	Is any party involved in the construction process legally required to obtain a latent defect liability—or decennial (10-year) liability—insurance policy to cover possible structural flaws or problems in the building once it is in use? (0–1)	1	No party is required by law to obtain insurance; Insurance is commonly taken in practice.
Professional certifications (0–4)	Are there qualification requirements for the professional responsible for verifying that the architectural plans or drawings are in compliance with the building regulations? (0–2)	0	There are no specific requirements.
	Are there qualification requirements for the professional who conducts the technical inspections during construction? (0–2)	0	There are no specific requirements.

Maximum points obtained

Source: Data collected for this publication.

points), as no party involved in the construction process is held legally liable to obtain insurance for latent defects once the building is in use. Swedish cities score no points on professional certifications (0 out of 4 points) because the law does not require the professional to have a minimum number of years of practical experience, hold a university degree in architecture or engineering, or be a registered member of the national association of architects or engineers. In Sweden, a building permit administrator and a building inspector review the building plans before construction; however, they are not required by law to be licensed architects or engineers, hold a university degree, or be certified (0 out of 2 points). During construction, a certified supervisor must oversee the construction works. While the building code outlines certification requirements for the supervisor (including a degree, minimum years of professional experience, and an exam), the educational requirements can be waived if the person has more than 10 years of relevant practical experience (0 out of 2 points).<sup>54</sup>

before submitting a building permit application and requesting a utility connection. This map<sup>55</sup> combines data from several sources that are not always available online, requiring additional processing time. When the developer submits a request, the municipality verifies the cartographic material. If the information is not current, a municipal surveying team goes to measure the site. The municipality also requests information from other entities such as the local utility, which provides the piping plan for the site, to be incorporated into the map, and reviews the utility connections. Requests can also be made to the road management division for information such as spot heights on the roads connected to the site. The municipality also adds zoning information from the detailed development plan to the map. These development plans are often older documents that exist only as scanned copies, which means that the municipal planners must check the scanned documents and draw the pertinent information onto the new map.<sup>56</sup> Once completed, the map serves as an accurate snapshot of the site, for which the municipality is legally responsible.

displaying topographic, demographic, utility, facility, image, and other geographically referenced resource data. To be fully functional, a robust GIS must be linked to the appropriate city master plan. The maps should be accessible and contain all relevant zoning, infrastructure, and construction information to allow designers to proceed with their plans without having to contact authorities for further details. Lithuania, for example, has implemented an advanced GIS portal in response to the need for a common spatial data-sharing infrastructure. Developers can access the portal and have access to several datasets to meet their business needs. It serves as an open-source system to access and distribute geographic data from the land register, data on buildings, construction projects, houses, and apartments.<sup>57</sup> Lithuania also introduced an interactive cadastral map using a GIS portal called REGIA. Multiple layers were added to the interactive platform, which contains data from all registries and utility companies (figure 1.14). Today, the system provides citizens, firms, and government agencies with a comprehensive spatial data-based tool for information management, including utility and transport networks.<sup>58</sup>

## WHAT CAN BE IMPROVED?

### *Implement a robust GIS system that provides appropriate access for the private sector*


Developers in Sweden must request a new construction map from the municipality

Sweden could implement advanced geographic information systems (GIS) as part of its digitalization strategies. GIS is an integrated system of computer hardware, software, and trained personnel capable of assembling, storing, manipulating, and

### *Improve electronic permitting systems and create a single-service window for construction permitting*

Leveraging technology can help make the construction permitting process more efficient. It significantly reduces the time

FIGURE 1.14 In Lithuania, REGIA offers a comprehensive GIS system to citizens, businesses, and public agencies



to deal with permits, enabling building departments and utilities to streamline and automate their planning, zoning, and building procedures.<sup>59</sup> Currently in Sweden, e-service options are not fully accessible to developers at each step of the permitting process. For example, only in some cities can developers rely on e-services to request a new construction map and a building permit. In Stockholm, requesting a construction map is done via email or regular mail, unlike the other cities benchmarked, where it is done online. In Gävle, developers request a building permit via email or regular mail. In Umeå, the municipality is currently working on replacing its e-service with a new platform designed to automate parts of the permitting process. There is no e-service option for utility connections: developers submit their requests via email or post. In Sundsvall, only submissions by mail are accepted.

Swedish cities could consider introducing electronic application platforms for building permits and utility connections. Such platforms provide benefits such as faster application submissions, easier transfer of documents between agencies, and closer tracking of documents. The ability to track which offices have already reviewed the file, identified any missing documents, and allowed revisions to be made would give the applicant more control over the process. Many European countries benefit from e-permitting, and some (such as Hungary, the Netherlands, and Finland) benefit from the use of a centralized online platform for building permit and utility applications. Centralized platforms help streamline the permitting process, harmonize local and national laws, and promote economies of scale.

In 2014, Denmark introduced a centralized online platform, called Byg og Miljø<sup>60</sup> (“Building and Environment”), where a developer submits a permit application to the municipality and tracks each step of the process. The platform incorporates all the required procedures and

allows for communication among the various stakeholders during the process (municipality, developer, private professionals). The platform also generates relevant statistics on processing times for different types of construction.<sup>61</sup> In the Netherlands, developers apply for most utility connections (gas, electricity, water, sewerage,<sup>62</sup> heating, media, communication) through an integrated utility platform, Mijnaansluiting, regardless of the company providing the service. Applications are sorted within the platform and forwarded to the appropriate utility, which then processes the application. The platform is the result of cooperation among the various utility companies operating in the country to simplify the application process. A similar platform could be implemented in Sweden and then further integrated or interconnected with an electronic permitting platform in a single window that could be more user-friendly and allow developers to request and track all their project-related applications in one place. As digitalization efforts continue, user feedback will be particularly important in future platform development. Training for municipal employees and offices on how to operate and maintain electronic systems is crucial. Such platforms are typically linked to ambitious regulatory reforms and online government programs. Another key to having a successful online permitting platform is to integrate digital mapping using GIS technology.

In the long term, Sweden could also look into the advantages offered by building information modeling (BIM) software systems. Many construction projects in Sweden already rely on BIM systems, especially in the design phases.<sup>63</sup> BIM software can be integrated with an e-service permitting platform, effectively incorporating building regulation parameters into project design.<sup>64</sup> The software helps professionals plan projects that comply with national and local regulations, and it makes conducting post-design checks easier and faster for public authorities. Australia, which uses a BIM

system, developed the DesignCheck program, which provides an automated tool for designers to check code requirements at varying stages of project design and enables basic building-code compliance tests to be done rapidly and automatically.<sup>65</sup> The system has accelerated the process and made it less discretionary and more predictable. Introducing BIM technology requires a financial investment and training for both private professionals and public sector officials. A strong collaboration between professional associations, certified professionals, the private sector, and municipalities would be essential to prepare and implement such a system.

### ***Adjust the law to include qualification and educational requirements for professionals reviewing permit applications***

Currently, Swedish law does not stipulate qualification or educational requirements for professionals who approve standard building plans. As for technical supervision during construction, the law allows for educational requirements to be waived for professionals with 10 years of experience.<sup>66</sup> In contrast, half of the world's economies legally mandate that professionals approving a building plan and supervising construction must meet the following requirements: have a minimum amount of experience; hold a university degree in architecture or engineering; be a registered architect or engineer; and pass a certification exam. Introducing robust professional requirements would automatically increase the technical competence and efficiency of the Swedish building permitting system.

To address these issues, Sweden could expand the role of certified private sector professionals.<sup>67</sup> This may require legislative action; however, the benefit of having a highly specialized, flexible workforce could be substantial. Sweden has already shifted some responsibilities to the private sector; a third party prepares an inspection plan for the project. However, the system is fragmented, as the

municipality's building inspector is still heavily involved in the permitting process.<sup>68</sup> Research shows that construction permitting is more efficient in economies that rely on private sector participation in the permitting process.<sup>69</sup> There are also fewer delays and bottlenecks with local building authorities. However, such a system needs adequate safeguards like robust qualification and licensing requirements for professionals who approve and supervise construction to ensure building code compliance.

Denmark fully shifted from a traditional public enforcement strategy (centered on public building authorities) toward a strategy focused on third-party enforcement. The introduction of the new reform in Denmark meant that developers must hire certified building advisers to document and review the conditions of the building structures and fire safety. As a result, the municipalities no longer inspect the building site or review the technical aspects of the building or the occupancy clearance application.<sup>70</sup> To ensure a high level of safety, the new regulation introduced a comprehensive classification scheme that differentiates buildings into four categories based on complexity and risk. This classification determines the level of project reviews, creating a transparent framework for stakeholders. A third-party review, in general, results in a more customer-focused service and stimulates innovations for the public and private sectors. The new reforms led to a more efficient and harmonized permitting system across the country and supported a greater focus on risk mitigation.

***Diversify mandated time limits and scrutiny based on project complexity to enable fast-tracking for simpler permit applications***

Sweden follows the good practice of having a national law in place to mandate the time limit to issue a building permit (10 weeks).<sup>71</sup> To further expedite the process for applications involving straightforward cases, the law can be updated to diversify the statutory time limits based on the

type or size of the construction project. Modern regulations establish different levels of scrutiny—and therefore different time frames—for different levels of project complexity. For example, more time may be allowed for a high-rise commercial building than for a small residential building.<sup>72</sup> This approach allows fast-tracking for simple projects, freeing public authorities and utilities to focus on riskier projects. Currently in Sweden, a fast-track option is available only for smaller projects meeting certain conditions, for example for accessory buildings up to 30 square meters in size built on residential plots. Effective risk-based approaches include a comprehensive classification of risks. In Vienna, the municipality implemented a simplified, fast-track building permit process for a low-risk construction.<sup>73</sup> It allows a developer to begin construction one month after applying for a building permit if the municipality has not processed the application. This type of “silence-is-consent” rule is used to streamline the permitting process in other economies, including France and Italy.<sup>74</sup>

***Introduce mandatory liability requirements to cover professionals in the event of structural defects in construction***

In Sweden, if a structural defect is discovered in a building once it is in use, no party is held liable by law for latent defects. Instead, the Swedish construction industry relies largely on so-called General Conditions of Contract, or standardized contract templates, that include provisions on liability. The best practice for liability is not to be dictated solely by private contract terms but also by a law that stipulates the responsible parties and the applicable time frame.

When defects are discovered during construction, they are more likely to be easily fixed. However, defects are often discovered only after the building has been occupied. Remedying defects at that stage can be both costly and time-consuming. More than 110 economies

have introduced latent defects provisions, typically holding the construction company and architect liable. Sweden could amend its legislation on construction to extend protection to prospective owners for a defined duration. The duration of the liability period varies from economy to economy. For example, in Belgium, France, and Italy, multiple parties are held liable for any construction failure for 10 years.



# Electricity connection and supply

Sweden's electricity sector is composed of several companies that operate generation, transmission, and distribution networks across the country. They are overseen by the Swedish Energy Markets Inspectorate (Energimarknadsinspektionen, or Ei), which regulates the electricity market as established in the 1998 Electricity Act.<sup>75</sup> In addition, a separate entity, the Energy Agency (Energimyndigheten), is responsible for producing data and knowledge on energy use and supply and for promoting energy efficiency, new technologies, and renewable energy sources.<sup>76</sup>

## The time and costs to get an electricity connection vary greatly across cities in Sweden, but most cities perform well in terms of reliability of supply

The eight benchmarked cities in Sweden show notable differences in the efficiency of the connection process (table 1.5). To compare the process across cities, this study uses a hypothetical case of a newly built warehouse, located in a commercial area outside the city center, which needs a 140 kilovolt-ampere (kVA) connection.

In all cities, getting a new connection involves four steps: submitting an application, receiving connection works, signing a supply contract, and obtaining the meter installation. However, obtaining a new connection is easier overall in Sundsvall, where firms can get connected in 55 days at a cost equivalent to 32.4% of income per capita. The time to get an electricity connection varies from 54 days in Gävle to 121 days in Stockholm; connection costs range between 25.6% of income per capita in Jönköping and 111.5% in Stockholm. On the reliability of supply and transparency of tariffs index, most cities obtained the maximum score of 8 points, except for Gävle (6 points) and Malmö and Umeå (7 points each). Customers in these cities experience a less reliable power supply or are not notified of tariff changes at least a month in advance.<sup>77</sup>

## Getting an electricity connection take less time and is less expensive in Sweden than in most other EU member states

Compared with most countries in the European Union, Sweden has a relatively easy electricity connection process

(figure 1.15). To obtain a new connection, Swedish firms need to complete four procedures, which on average take 80 days and cost 42.8% of income per capita. The process is nearly three weeks faster and more than 60% less costly than in the average EU member state.<sup>78</sup> Getting connected to electricity requires fewer steps in Sweden than in other Nordic countries such as Denmark and Finland. At the same time, the process is on average cheaper but slower in Sweden than in Denmark, and Sweden is outperformed by Germany and Finland in both connection time and costs. On the reliability of supply and transparency of tariffs index, Swedish cities obtained an average of 7.5 out of 8 points, on par with the EU average, but behind just over half the countries in the EU, including Denmark, Finland, and Germany (8 points each).

## Electricity connections involve four steps across Sweden

Firms experience variations in time and costs to get connected to electricity, as cities are served by different utilities. In some cases, more than one utility provides electricity to different areas within a city (figure 1.16). However, the process of applying and getting connections is uniform across the country; it involves four steps in all cities, regardless of the utility operating in that location (figure 1.17). First, customers need to apply for a new connection by submitting a form (föransökan) to the utility, usually electronically. In Stockholm, the application must be submitted by an electrician registered with the utility and licensed with the National Electrical Safety Board (Elsäkerhetsverket). In other cities, this is recommended but not mandatory. The utility analyzes the technical conditions, prepares a quote, and provides an offer to the customer. This takes two and a half weeks on average. In all locations, the customer pays a single connection

TABLE 1.5 Getting electricity is easier in Sundsvall and more difficult in Stockholm

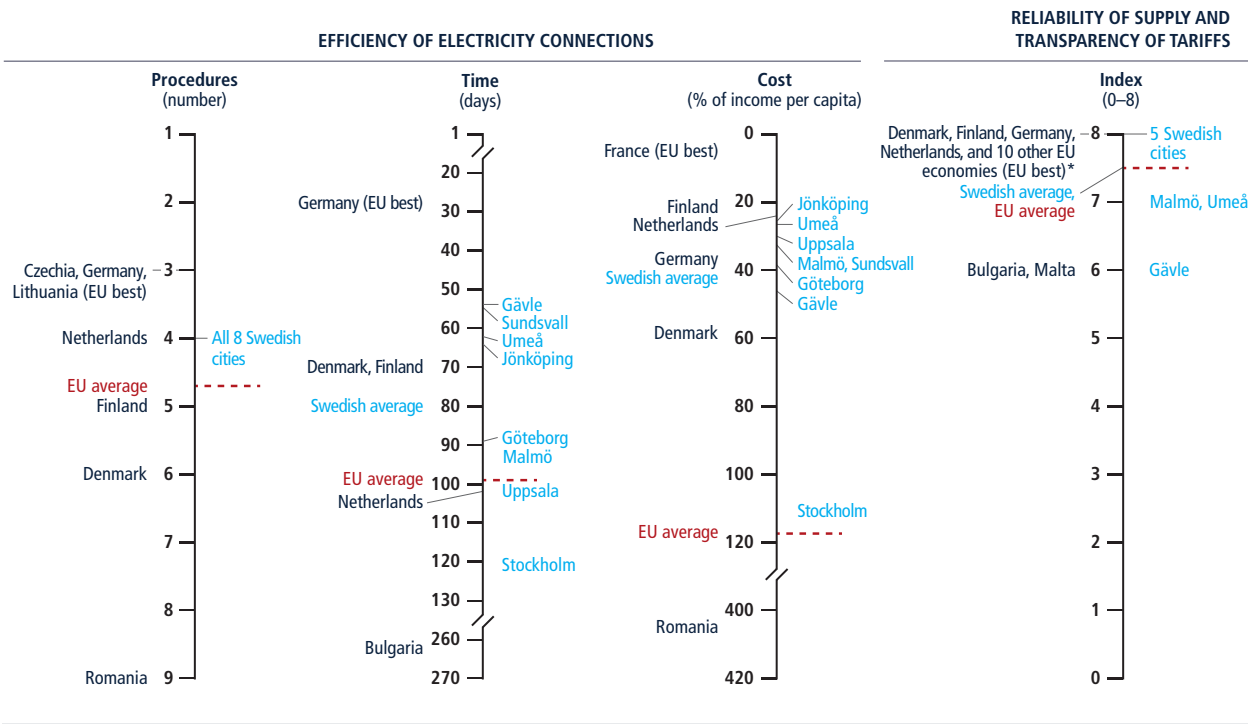
City	Rank	Score (0–100)	Procedures (number)	Time (day)	Cost (% of income per capita)	Reliability of supply and transparency of tariffs index (0–8)
Sundsvall	1	91.71	4	55	32.4	8
Jönköping	2	90.75	4	64	25.6	8
Göteborg	3	88.00	4	89	38.5	8
Umeå	4	87.84	4	62	26.8	7
Uppsala	5	86.61	4	102	29.4	8
Gävle	6	85.53	4	54	45.9	6
Malmö	7	84.46	4	93	32.4	7
Stockholm	6	84.29	4	121	111.5	8

Source: Data collected for this publication.

Note: Rankings are calculated on the basis of the unrounded scores, while scores are displayed in the table with only two digits. Rankings are based on the average scores for the procedures, time, and cost associated with electricity connections, as well as for the reliability of supply and transparency of tariffs index. The score is normalized to range from 0 to 100 (the higher the score, the better).



FIGURE 1.15 Getting connected to electricity is easier in most Swedish cities than in the average EU member state



Sources: Data collected for this publication; *Subnational Doing Business* and *Doing Business* databases.  
Note: EU averages use capital city data for the 27 member states of the European Union. Data are current as of the date of the most recent *Doing Business* measurement and EU subnational assessment: April 2022 for Denmark, Finland and Sweden; December 2020 for Austria, Belgium, and the Netherlands; and May 2019 for all other EU member states.  
\* Belgium, Cyprus, Czechia, Estonia, France, Ireland, Lithuania, Slovakia, Slovenia, Spain.

fee, which includes all costs involved with providing a new connection, such as the costs of connection works and associated permits.

Once the customer has accepted the offer, the utility proceeds to prepare and carry out the connection works between the customer's property and the public grid. In this study's scenario, works require a network extension of 150 meters, which on average takes 44 days across the benchmarked cities. There are, however, seasonal variations: works in winter months can require thawing of permafrost; in other cases, the workload is concentrated during the summer. As part of works, the utility is also responsible for obtaining municipal permits to excavate and place cables under a public street. The permitting process usually takes around three weeks. During this time, the customer signs a supply contract with a selected electricity provider.

After the completion of the connection works, the electrician who installed the internal wiring submits a certificate (färdigamälan) guaranteeing that the internal wiring has been done according to quality and safety standards.<sup>79</sup> The utility will then schedule a meter installation, normally in two to four weeks. While the electrician is responsible for the safety of the electrical installation, Göteborg and Malmö are the only cities where the utility also inspects the internal wiring as part of the meter installation process. In Jönköping, the utility opts to perform periodic inspections. Inspections for this type of connection are not done in other cities.

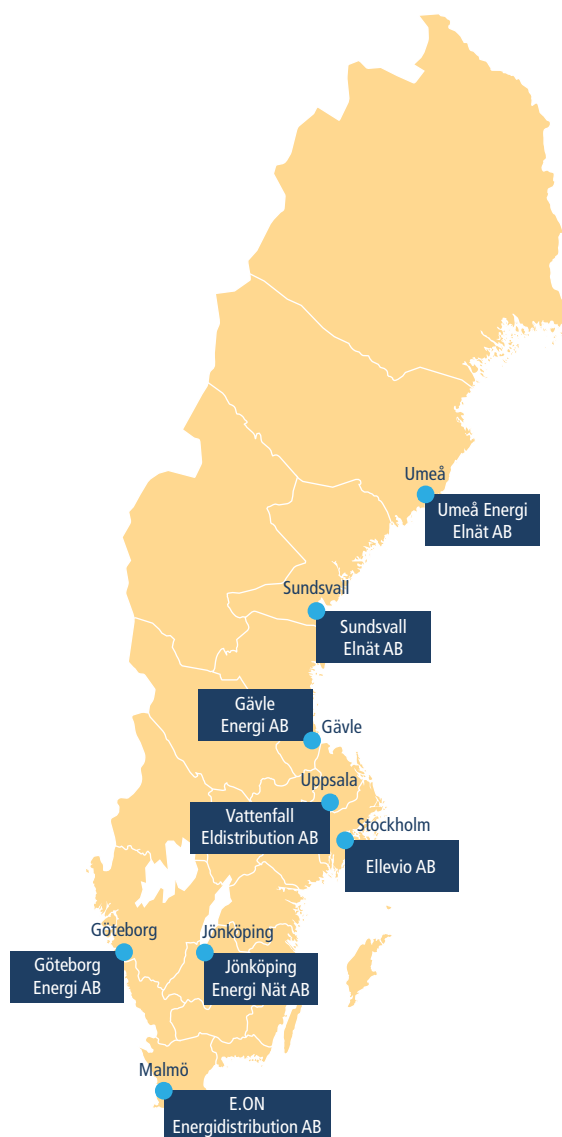
**Excavation permits and connection works take longest in larger cities and are the main drivers of variations in time**

Differences in connection times are driven by variations in the efficiency

of utility services and in the municipal permits for connection works (figure 1.18). Applications are processed in 10 days in Jönköping but take one month in Göteborg and Stockholm. To carry out connection works, utilities need 25 days in Gävle but around two months in Malmö and Stockholm. The final stage, meter installation, is fastest in Sundsvall, where it takes 12 days. Entrepreneurs in Uppsala and Stockholm, by contrast, must wait about one month for the meter to be installed and the electricity turned on.

Connection times vary due to several factors, including city size; firms tend to face considerably shorter waiting times in smaller cities. In the four cities with populations under 100,000—Gävle, Sundsvall, Umeå, and Jönköping—the entire connection takes about two months, while in larger cities it takes an average of more than three months.

FIGURE 1.16 Cities in Sweden are served by different distribution utilities



Source: Data collected for this publication.

Note: Some Swedish cities are served by more than one utility. Of the eight cities benchmarked in this study, five have a second utility serving a minority portion of the local market: Gävle (where 7% of the market is shared by Ellevio AB and Vattenfall Eldistribution AB); Göteborg (Ellevio AB serves about 5% of customers); Jönköping (E.ON Energidistribution AB and Vattenfall Eldistribution AB provide energy to 20% of the market); Sundsvall (around 38% of customers are served by E.ON Energidistribution AB); and Uppsala (8% of customers are served by Upplands Energi). In Malmö, Stockholm, and Umeå, the main utility provides electricity to at least 99% of local customers.

Stockholm, where getting a new connection takes about four months, is the only municipality with a population of more than one million. Utilities in smaller cities may have fewer applications, and the municipalities need to handle fewer permits for connection works. In Gävle and Jönköping, the municipality delivers

excavation permits in 10 days, whereas utilities in Stockholm can wait up to two months for the permitting process. In cities such as Gävle and Sundsvall, the utility and the municipality have a fixed price agreement for permits. The utility pays a general annual fee instead of paying for each permit, expediting the

FIGURE 1.17 Four steps are needed to get an electricity connection in the eight Swedish cities

Procedure	Agency
Submit application and await cost estimate	Distribution utility
Pay connection costs and receive external works	Distribution utility
Sign supply contract*	Electricity supplier
Submit electrician's certificate and receive meter installation	Distribution utility

\* Procedure occurs simultaneously with previous one.

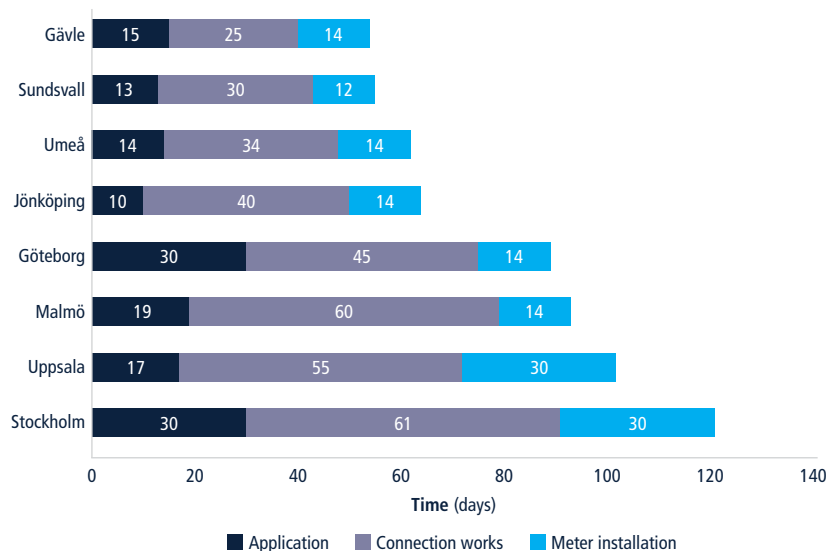
Source: Data collected for this publication.

permitting process. Applying for permits is a major component of the time needed for connection works, but differences in the time to perform the actual works also play a role. The availability and workload of contractors hired by the utility tend to be important factors in larger cities.

### Stockholm stands out with the highest connection costs, due to complex local requirements and more expensive connection works

Municipal permits not only contribute to longer connection times in some cities but also result in costlier processes, especially in Stockholm. Utilities operating in the nation's capital reported that they must follow specific technical guidelines in designing the layout of new connections.<sup>80</sup> These stricter regulations concerning the location of cables on local streets often result in more complex and costlier works. Due to local requirements, for instance, Ellevio AB, the main utility in Stockholm, faces additional costs related to transporting the excavated soil to specific areas in the city's outskirts. In certain cases, the utility must purify the asphalt as well. City regulations also determine the duration of the winter period every year, when the utility must pay additional costs related to the removal of permafrost. The costs of these activities are incorporated into the connection fees charged to the customer, leading to higher overall costs.

FIGURE 1.18 Getting connected to electricity is fastest in Gävle and Sundsvall



Source: Data collected for this publication.

Note: Signing a supply contract takes one day in all cities and can be done simultaneously with connection works. The time for this procedure is not included in this figure. The time for connection works includes all steps carried out by the utility to provide the external connection, including obtaining an excavation permit.

Another driver of variations in costs is the local market for electrical works. Higher labor and material costs translate into higher connection fees in larger cities such as Stockholm, Göteborg, and Malmö. Gävle is an exception among smaller cities. The local utility, Gävle Energi AB, is the only utility charging a separate fee for meter installations. Customers pay a connection fee of SEK 136,400 (about EUR 13,250) plus a metering fee of SEK 90,000 (about EUR 8,740), resulting in the second-highest cost among Swedish cities (figure 1.19).

### Sweden offers reliable electricity, but Gävle and Umeå have more or longer outages than the EU average

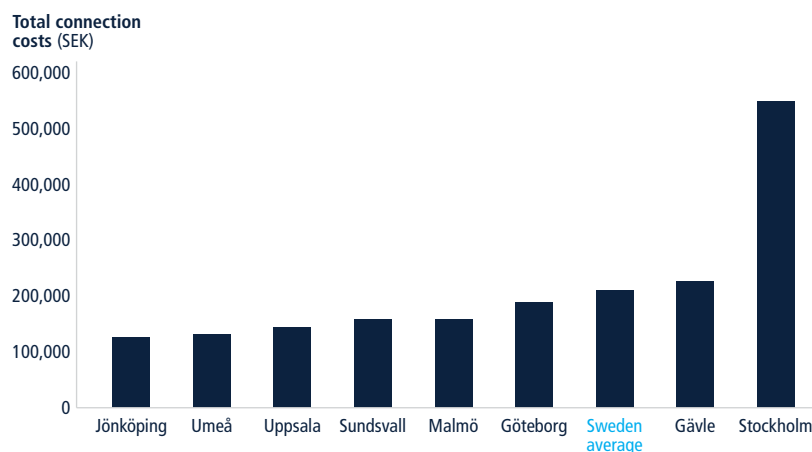
Electricity companies deliver high-quality supply across Sweden, in compliance with national regulations that aim to promote system reliability. Under the Electricity Act, users are entitled to financial compensation for power outages lasting longer than 12 hours.<sup>81</sup> In the eight cities, customers experience an average of 0.6 electrical outages per year,

compared with one outage on average in the European Union. The duration of power interruptions is also one-third less than the regional EU average. The cities with the lowest duration and frequency of interruptions in power supply are

Jönköping and Göteborg, respectively. In 2020, Jönköping had 0.4 hours of outages per customer and Göteborg had 0.3 outages per customer. On the other end, outages were most frequent in Gävle, and the longest average duration of service interruptions was registered in Umeå (figure 1.20).

This study uses an index to measure reliability of supply and transparency of tariffs across Swedish cities. It measures outage frequency and duration, as well as the level of automation of outage monitoring, the regulatory oversight, the financial instruments used to limit outages, and the level of tariff transparency. Five cities in Sweden score the maximum 8 points on the index. Gävle, Malmö, and Umeå have lower scores due to a lower level in transparency of electricity tariffs or due to a higher occurrence of power outages. Utilities in Malmö and Gävle notify their customers 15 days ahead of a tariff change. In other cities, customers receive notifications of price changes at least one billing cycle in advance (typically one month). Customers in Gävle experience more than one outage per year and in Umeå more than two hours of outages, resulting in lower scores on the index.<sup>82</sup>

FIGURE 1.19 Connection fees are lowest in Jönköping and far higher in Stockholm

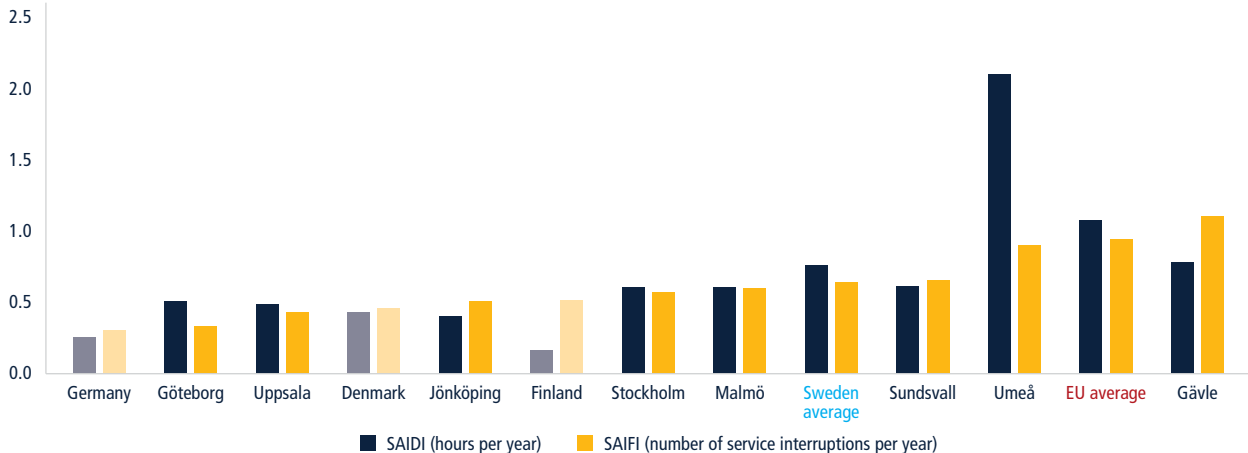


Source: Data collected for this publication.

Note: Connection fees are calculated by utilities based on determinants such as required capacity and connection length. In all cities, the costs presented are applicable to a standardized connection, which requires a capacity of 140 kVA and a network extension of 150 meters. For more information on the assumptions used, refer to the *Doing Business* methodology at <https://archive.doingbusiness.org/en/methodology>. The average for Sweden is based on the eight benchmarked cities.

FIGURE 1.20 Customers experience on average less than one hour of power outage per year in Sweden

Average duration of service interruptions (hours)/  
Average number of service interruptions



Sources: Data collected for this publication; *Subnational Doing Business* and *Doing Business* databases.

Note: SAIDI (System Average Interruption Duration Index) measures the total average duration of power outages per customer per year, whereas SAIFI (System Average Interruption Frequency Index) measures the total average frequency of power outages per customer per year. EU averages use capital city data for the 27 member states of the European Union. Data are current as of the date of the most recent *Doing Business* measurement and EU subnational assessment: April 2022 for Denmark, Finland, and Sweden; December 2020 for Austria, Belgium, and the Netherlands; and May 2019 for all other EU member states. The average for Sweden is based on the eight benchmarked cities.

## WHAT CAN BE IMPROVED?

### **Establish a data hub system and combine connection steps in a digital platform**

Following an initiative promoted by NordREG, the organization of Nordic energy regulators, Sweden has been developing plans to introduce a data hub, a digital platform to serve as a single entry point for customers, power suppliers, and distribution utilities. The main purpose is to establish a supplier-centric market where customers are jointly billed by their supplier for both distribution and consumption. The system also aims at increasing transparency, exchange of information, and market competition. Sweden's transmission company, Svenska kraftnät, is responsible for implementing the data hub based on regulations established by the Energy Markets Inspectorate. In September 2020, the project was put on hold in view of delays in necessary changes to legislation.<sup>83</sup> By adopting the legal reforms needed to introduce the data hub, Sweden can follow the steps of its Nordic neighbors and

enhance the level of integration of market players in the power sector. Similar systems are already in use in Denmark and Norway, and Finland launched its version of a data hub in February 2022.

The data hub can also be a tool to simplify the connection process in Sweden. Customers carry out most steps online, such as applying for a connection, signing a supply contract, or submitting the certification from the electrician. The process requires separate steps but could be streamlined and combined into unified procedures. A data hub would link utilities, electricity suppliers, and customers. By having direct and real-time access to information, it could be used to merge steps. For example, the system could allow customers to choose a supplier and sign a supply contract when they submit an application or request a meter. Certain features of an online simplified process can be found in other European countries. In Czechia, Ireland, and Poland, meter installations and supply contracts require a single interaction. Customers sign the supply contract with a selected supplier, which then contacts the distribution

utility to request the meter installation. This relieves the customer of the need to carry out both tasks. In Italy, customers choose a supplier at the beginning, when applying for a connection, and the supplier in turn handles the process with the utility.

### **Introduce legal deadlines for connection services and publish statistics to increase transparency**

Sweden's Electricity Act promotes timely utility services. Utilities are required to inform customers of connection fees, time frames, and other conditions for a new connection "without delay." The legislation also establishes that connection services must be provided "within a reasonable time" and that the entire connection process must not last longer than two years.<sup>84</sup> The authorities are legally competent to issue more specific regulations requiring grid concessionaires to provide timely information on connection fees and conditions. While these regulations are complied with, in practice customers aiming to get a connection to the grid in Sweden experience considerable variations in waiting times

depending on their location, given that the overall two-year time frame allows for wide disparities in efficiency. Sweden could consider reforms to its regulatory framework to introduce legal and enforceable limitations to specific connection services and establish specific time frames for different connection types and capacity. Certain examples could serve as inspiration for reform. In the Netherlands and other European countries, the energy regulator establishes and monitors a time frame for electricity connections, imposing fines if connection times exceed these limits. Utilities have specific time limits in which to respond to applications and also to provide connection works once applications have been approved.

Public access to data on connection services can be used to promote transparency and accountability in the power sector. It can also make connections more predictable to new entrepreneurs. The case of Austria can serve as inspiration, as the energy regulator publishes a report, the *Kommerzielle Qualität Strom*, with data on application processing times and on the time needed to obtain a new connection in different cities.<sup>85</sup> Similar initiatives can be adopted to encourage efficiency in local government services. Data on times taken to deliver municipal excavation permits and other relevant services for the business environment could serve as a basis for comparisons across the country, allowing policy makers to identify areas for reform and opportunities for improvement.

### ***Consider the possibility of reducing the financial burden of electricity connections***

Electricity connections in Sweden cost on average SEK 211,000 (about EUR 20,500), but costs may be as high as SEK 550,000 (EUR 53,420) in the case of Stockholm. During winter months, utilities may charge additional construction costs. In comparison, a similar connection would be less expensive in Finland (EUR 9,542), the Netherlands (EUR 11,352), and Germany

(EUR 15,500). To reduce the burden of new connections for entrepreneurs in Sweden, the regulatory agency and other players in the electricity sector could assess the possibilities of lowering costs. One example of an initiative of this kind can be found in France, where connections cost on average EUR 1,795, since regulations require municipalities to partially absorb the cost of connection works.<sup>86</sup> Inspirations for different options can also be found within Sweden: when costs are higher than SEK 200,000 (EUR 19,425), Ellevio AB, the utility in Stockholm, allows the customer to pay the fees in separate installments. In this option, 30% is paid when the offer is signed, 30% when the connection works start, and the remaining 40% is payable upon completion.<sup>87</sup> Similar approaches exist in countries such as Croatia and the Netherlands. These initiatives could be considered in other cities, along with other possibilities to lessen the burden of electricity connections.

# Property transfer

The Swedish cadastral authority was first established in 1628, and throughout its nearly 400-year history it has sought to ensure efficiency and security of rights in the property system. One significant development was the decision to centralize the cadastral or mapping system. That eventually led to the current structure where a single agency—the Swedish Mapping, Cadastral and Land Registration Authority (Lantmäteriet)—is in charge of maintaining the cadastre and managing all procedures related to property registration and ownership.<sup>88</sup> Another important development was the ambitious digitalization process begun in the early 1970s, when it was declared that the land register was to be “based

on automatic data processing.”<sup>89</sup> Sweden was one of the first economies in the world to implement and transition to a completely digitalized system. The process took nearly 25 years, with the first trials starting in Uppsala County. By 1995, the entire land register was digitalized and included complete information on ownership, easements, mortgage deeds, and property associations.

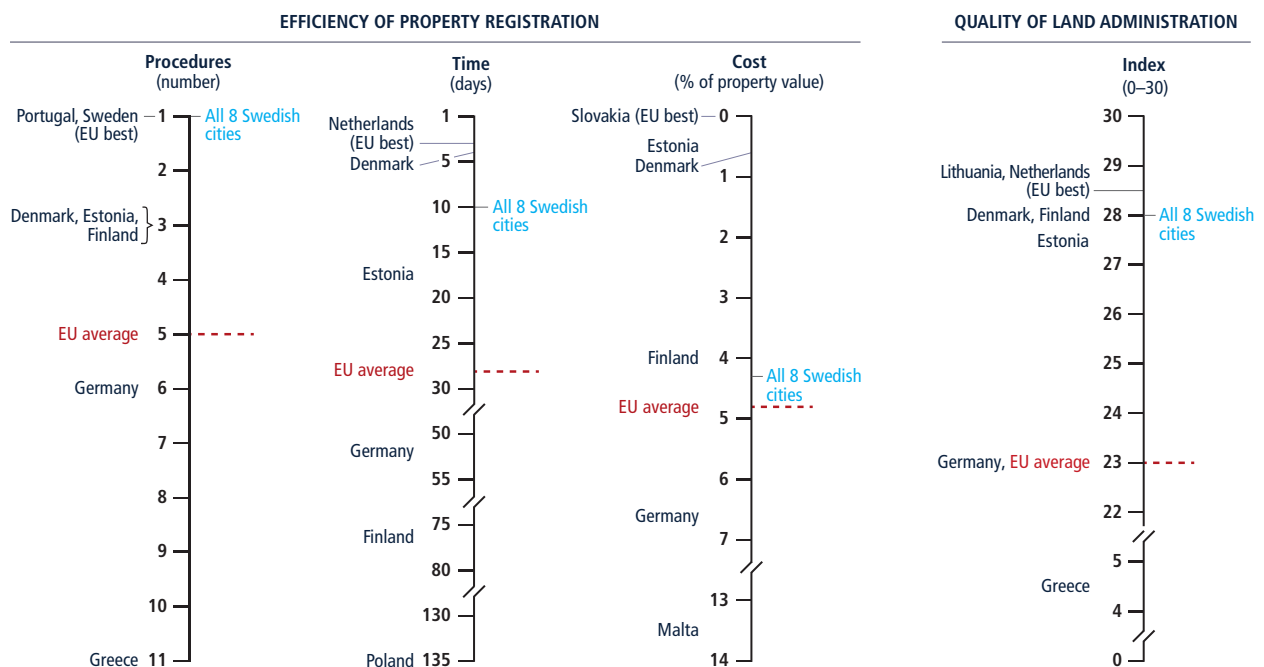
Digitalization was the stepping stone to the creation of a fully centralized system in Sweden (box 1.1). As a result of this major undertaking, there are no local variations to consider when buying or selling property in Sweden. The buyer and the seller liaise with only one

authority when completing a transfer, and all relevant data on any property are contained within one database, which is open to the public.

## Sweden is one of the fastest and easiest places to transfer property in the EU and globally

The property transfer process in Sweden is more efficient and less costly than the EU average. Transferring a property from one private company to another in Sweden requires one procedure. The only other EU member state to achieve such a feat is Portugal. Completing a property transfer takes on average 10 days in Sweden at a cost of 4.3% of the property value (figure 1.21), which

**FIGURE 1.21** Swedish cities outperform the European Union on both the efficiency of property transfer and the quality of land administration index



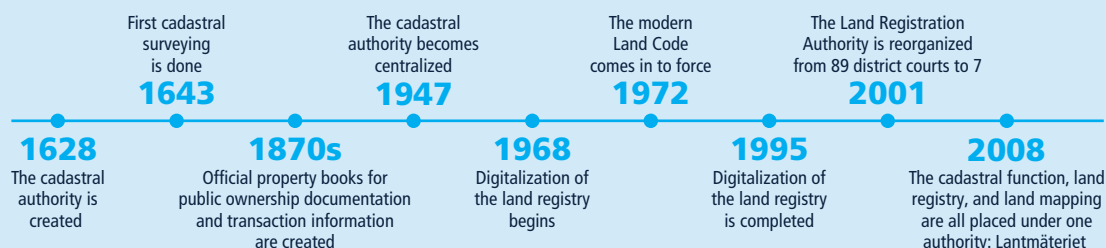
Sources: Data collected for this publication; *Subnational Doing Business* and *Doing Business* databases.

Note: EU averages use capital city data for the 27 member states of the European Union. Data are current as of the date of the most recent *Doing Business* measurement and EU subnational assessment: April 2022 for Denmark, Finland and Sweden; December 2020 for Austria, Belgium, and the Netherlands; and May 2019 for all other EU member states.

### BOX 1.1 A long history of reform: from local courts to a centralized land registration system

The local courts traditionally played an important role in the business of trading land and property in Sweden. Anyone who was interested could go to the courthouse for information about property in the area and about any purchases. Courts recorded information about properties and transactions in books, which were the source of information linking the property to its owners. The practice of recording in books was legislated in 1870, and it was the record-keeping method used for over a century. In the 1970s, the new Swedish Land Code introduced the possibility of using databases instead of physical books. Thus began the work of transferring the information from the land books, along with the development of the digital technology system. It took more than two decades to transfer the information on all the property units in Sweden (figure B 1.1.1). Meanwhile the use of digital information was implemented—now a standardized procedure in every kind of real estate transaction.

FIGURE B 1.1.1 Sweden completely overhauled its property management system in the past 40 years

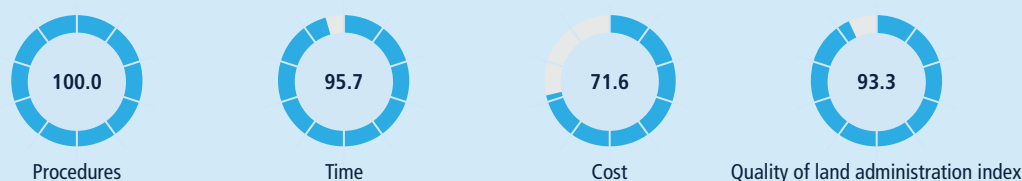


Source: Data collected for this publication.

The possibility to interact virtually with authorities and obtain information, as well as to store important information in databases, decreased the need for staffing across the country. In 2001, a major reorganization reduced the number of land registration offices from 89—these had been small offices that were part of the Swedish courts—to just 7. In 2008, the land registration process was moved from the courts to become part of Lantmäteriet—the Swedish Mapping, Cadastral and Land Registration Authority—with seven registration offices across Sweden.

Currently, Sweden has one of the most advanced and reliable systems in the world. It is one of the few countries in the European Union—along with Portugal—that successfully streamlined the property transfer process to one step. The country is at or close to the global best in procedures and time for property transfer and on the quality of land administration index (figure B 1.1.2).

FIGURE B 1.1.2 Sweden stands at the forefront of global best practices in the area of property transfer



Sources: Data collected for this publication; *Subnational Doing Business* and *Doing Business* databases.

Note: The numbers represent scores showing how far a location is from the best performance achieved by any economy on each indicator. The scores are normalized to range from 0 to 100 (the higher the score, the better). For more details, refer to the *Doing Business* methodology at <https://archive.doingbusiness.org/en/methodology>.

includes the stamp duty on property transfers. While the cost in Sweden is lower than the EU average (4.8%), it is higher than some of its Nordic peers such as Denmark (0.6%) and Finland (4%). The average time it takes to transfer property is faster in Sweden

than in most other EU economies; only the Netherlands, Lithuania, Denmark, and Cyprus can complete the process in less time. Lastly, Swedish cities have high scores on the quality of land administration index, 28 points out of a maximum of 30—5 points higher than the EU average.

### Property registration in Sweden is regulated and managed at the national level

The property transfer process is regulated in the Land Code (1970:994) (Jordabalken), which specifies that the transfer of a property is completed by



the signing of a written sales contract. To be valid, the sales contract must, at a minimum, contain information on the property, on the seller and the buyer, and the sale price. Swedish law does not restrict foreign ownership of property.

The parties are not required to involve a lawyer, notary, or real estate agent in the transfer process. However, for the seller to gain the title deed and become the protected owner of the property, the sales contract must be signed by two witnesses (a witness can be any natural person over the age of 15)<sup>90</sup> who attest to the correctness of the contract.

While the sales contract is binding between the parties, the buyer becomes the registered and protected owner of the property only once he or she has received the title deed following registration in the land register. To get a title deed, the buyer applies for registration with the Swedish Mapping, Cadastral and Land Registration Authority, attaching copies of the sales contract (and the purchase letter<sup>91</sup> where applicable). No additional documents need to be submitted, and this is the only step in the registration process. The request can be completed by application on paper or electronically by using the Swedish e-identification service.<sup>92</sup> Preparing the application is a simple process, and the parties can proceed without hiring a lawyer.

Once an application has been submitted, the Swedish Mapping, Cadastral and Land Registration Authority verifies that the transfer has been carried out in accordance with the Land Code and checks to see whether there are any legal hindrances to grant a land title to the buyer (such as an incorrect application). If everything is in order, it issues the title deed.<sup>93</sup> The buyer must apply for registration within three months of purchasing the property, except for in a few specific circumstances.<sup>94</sup> The registration authority offers guidance by phone and email on how to conduct a property transfer; this service is also available in English.

Even though the Swedish Mapping, Cadastral and Land Registration Authority has local offices, the internal processing of transactions has been centralized electronically. Paper applications are sent to a central processing office (located in Norrtälje), where the information is entered into the system. The case is then assigned to a handler and processed electronically. Because of Sweden's high level of open data and systems interoperability, the authority can access the business and civil registers to ascertain the parties' identities. In addition to its other advantages, the country's robust digital infrastructure allowed its property registration system to remain operational throughout the COVID-19 pandemic. Experts interviewed for this study indicated that the Swedish Mapping, Cadastral and Land Registration Authority had minimal disruptions to service delivery during the more difficult months of the pandemic.

### **Stamp duty makes up the largest portion of the cost to transfer a property**

The cost to transfer property is regulated at the national level and is composed of a stamp duty and a registration fee. The main component of the cost in Sweden is the 4.25% stamp duty for legal entities (1.5% for individuals). The stamp duty is calculated based on the transfer value or the tax assessment value of the real estate, whichever is higher. The rest of the cost—around 0.1% of the total—corresponds to a SEK 825 (EUR 80) registration fee paid to the Swedish Mapping, Cadastral and Land Registration Authority. To make the payment, the authority issues an invoice to the buyer, who can make the payment efficiently using online banking.

### **Almost all good practices for land administration are implemented uniformly across the country**

All cities in Sweden score 28 out of a maximum of 30 points on the quality of land administration index. The score is among the highest in the world. The quality of land administration index has five dimensions: reliability of infrastructure,

transparency of information, geographic coverage, land dispute resolution, and equal access to property rights.<sup>95</sup>

In Sweden, all property units are registered in the land register, which is administered by the Property Registration Office (Fastighetsinskrivningen), part of the Swedish Mapping, Cadastral and Land Registration Authority. Each property is assigned a specific name and code, normally consisting of the name of the municipality or city where the property is situated, an area name, and a number for local identification. The land register contains information on every property unit, including the location of the property, the registered owner, mortgages easements, tax assessment values, and the most recent transfer, including the purchase price. The records and documents submitted to the Swedish Mapping, Cadastral and Land Registration Authority are public, and anyone can request and obtain information from the register through a certificate of search.

The reliability of infrastructure component measures whether the land registry and mapping system (cadastre) have adequate infrastructure to guarantee high standards and reduce errors. Swedish cities get a maximum score on the reliability of infrastructure index (8 points). Both the cadastre and the land registry databases are completely digital and interconnected and have a unique number to identify each property.

The geographic coverage component measures the extent to which the land registry and mapping system provide complete geographic coverage of privately held land parcels. Every city measured in Sweden scores the maximum 8 points on this index, reflecting the high rate of formally registered and mapped properties in the country. All privately held land in Sweden is formally registered and mapped.

The transparency of information component measures whether and how

the land administration system makes land-related information available to the public. Swedish cities score 5 points out of a maximum of 6. The Swedish Mapping, Cadastral and Land Registration Authority has an impressive online portal where all maps dating back to the 1800s can be accessed. Ownership information is also publicly available, as well as information on fee schedules and service standards. A point has been deducted only due to the lack of a specific and independent mechanism for filing complaints for problems related to property registration. Statistics are published online, disaggregated by county and type of transaction.

The land dispute resolution index measures the accessibility of conflict resolution mechanisms and the extent of liability for entities or agents recording land transactions. In addition, the index looks at how efficient the courts are (as a last resort) at handling property disputes. Swedish cities score 7 out of 8 on this component. They fall just shy of the maximum score because of the time it takes to resolve a property dispute case in a court of first instance. Across the eight cities measured, it typically takes between one and two years to resolve the hypothetical dispute laid out in this case study. In other EU member states, such as the Netherlands and Denmark, such decisions are obtained in less than a year.

## WHAT CAN BE IMPROVED?

Since the 1970s, Sweden has been a pioneer in land administration reform. From centralization to digitalization and even experimentation with blockchain technology, Sweden has a land administration system that other countries turn to when implementing reforms. Nevertheless, some areas for improvement remain.

### **Strengthen complaints mechanisms related to services provided by the land registry**

A fully developed complaints system facilitates the correction of mistakes and

increases the land system's reliability. The establishment of an independent complaints mechanism that handles issues specific to property transfers would allow for better monitoring of land registration activity, potentially revealing patterns of errors and systemic issues that might be addressed through corrective action. The United Kingdom has a specialized complaints mechanism that provides detailed information to the public on how a complaint will be received, processed, and resolved. Besides having detailed complaint procedures that can be addressed to the HM Land Registry, the United Kingdom also allows people to file a complaint with the Independent Complaints Reviewer (ICR). The ICR handles complaints related to the HM Land Registry only. The ICR is neither a civil servant nor an employee of the HM Land Registry. The ICR office's

funding and staff come from the HM Land Registry but are managed independently by the ICR. Users in Finland can also file complaints on the website of the National Land Survey of Finland (NLS). Complaints concerning the actions of the NLS or its civil servants are handled and investigated by the Director-General of the NLS. Besides Finland, the only other EU member states that have an independent and specific mechanism for complaints related to the land registry are Belgium, Italy, the Netherlands, Portugal, Romania, and Slovakia (figure 1.22).

**FIGURE 1.22** Seven EU member states have complaints mechanisms for reporting problems related to the land registry



Sources: Data collected for this publication; *Subnational Doing Business* and *Doing Business* databases.

# Commercial litigation

The Swedish Code of Judicial Procedure (Rättegångsbalken)<sup>96</sup> governs criminal and civil procedures, including commercial litigation, across the country. There are 48 district courts (tingsrätter) in Sweden that hear criminal and civil cases in first instance. Enforcement of judgments is handled separately by enforcement officers under the Swedish Enforcement Authority (Kronofogdemyndigheten) and is regulated by the Enforcement Code.<sup>97</sup>

## Judicial performance does not vary widely across Sweden

There is some variation in court performance across cities in Sweden, especially in the cost of dealing with a commercial dispute through the courts. The variation in time is less pronounced. This is unsurprising, given the level of centralization and coordination within the Swedish judiciary. Every year, the government, through the Ministry of Justice, sets performance objectives for the country's courts.<sup>98</sup> The Swedish National Courts Administration (Domstolsverket) strives to meet these objectives, monitoring the courts, allocating them resources, and supporting their operation to ensure equal access to justice and judicial quality.<sup>99</sup>

This case study compares commercial litigation across eight Swedish cities, using a breach-of-contract dispute valued at SEK 986,383 (EUR 95,804) between two local companies.<sup>100</sup> Resolving this dispute is easiest in Umeå, where litigation is slightly faster than anywhere else in the country (table 1.6). The cost of litigation varies depending on the size of the city. In the larger cities of Stockholm, Göteborg, and Malmö, it is significantly more expensive because of higher attorney fees. The quality of judicial processes—an evaluation of good practices that promote quality and efficiency in the court system—is the same in all jurisdictions. The eight cities measured in this study obtain the same score, 12 points out of a maximum of 18.

## Commercial litigation in Sweden is efficient but expensive compared with the EU average

The total time to resolve a commercial dispute and have the judgment enforced is 16 months on average in Sweden. This is faster than in most EU member states; the EU average is 22 months (figure 1.23). However, commercial litigation in Sweden is significantly more expensive

compared with the EU average of 20.2% of claim value. Companies bringing their claims to courts in Sweden can expect to incur expenses representing on average 25.6% of the claim value, which is considerably higher than costs in Germany (14.4% of the claim value) and Denmark (17.1%). Across locations in Sweden, the cost of commercial litigation is the closest to the EU average in five cities. But Stockholm, Göteborg, and Malmö are among the most expensive locations in the European Union; the costs are higher only in Czechia, where they represent 33.8% of the claim value.

On the quality of judicial processes index, all Swedish locations score 12 points—slightly higher than the EU average (11.5 points) and significantly above the Netherlands (7) and Finland (9.5). Nevertheless, Sweden could still adopt several good practices, especially in the areas of court structure and case management, to be on par with Lithuania, the country that has adopted the largest number of good judicial practices in the region, scoring an EU high of 15 points on the index.

## District courts across Sweden follow the same rules and procedures

According to the Swedish Code of Judicial Procedure, contractual disputes between individuals or companies are processed as civil cases (tvistemål or civilmål). There are no specialized commercial courts in Sweden that would hear general commercial claims. District court judges hear a wide range of cases, with the majority being criminal cases, according to court statistics showing new filings in 2021.<sup>101</sup>

Civil litigation starts when the plaintiff files a written application for a summons

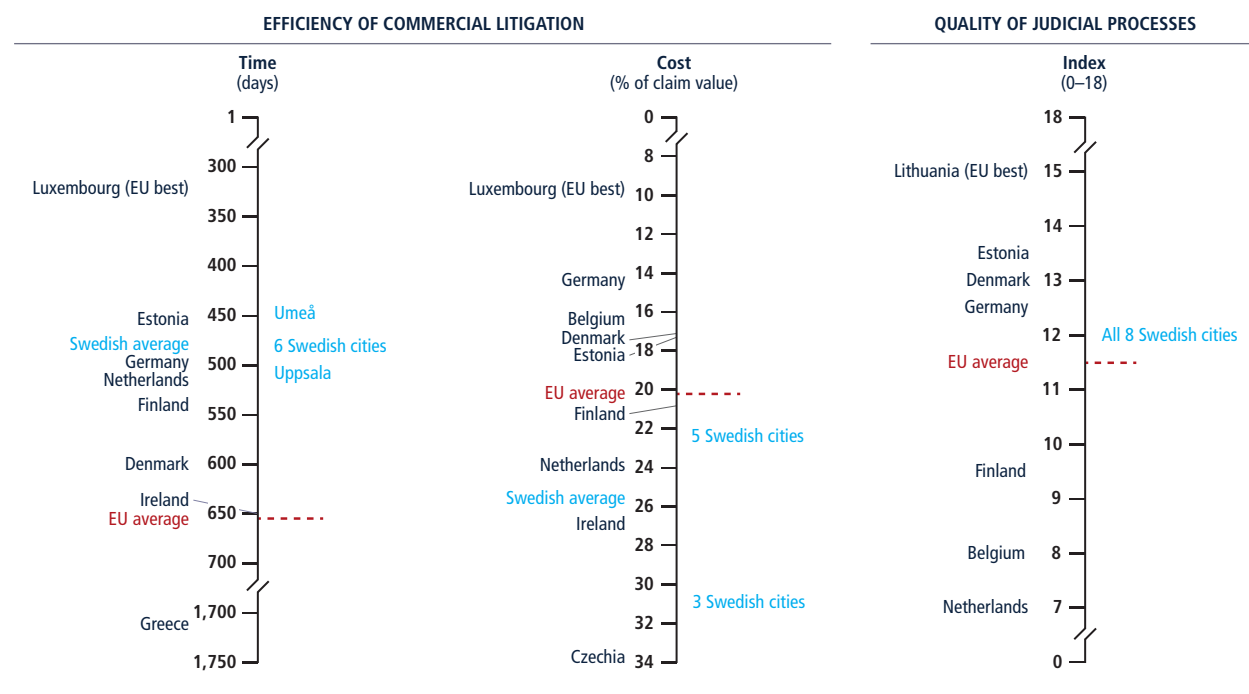
**TABLE 1.6** Commercial litigation in Sweden: cost is higher in larger cities

City	Rank	Score (0–100)	Time (day)	Cost (% of claim)	Quality of judicial processes index (0–18)
Umeå	1	71.58	448	22.4	12
Gävle	2	70.62	483	22.4	12
Jönköping	2	70.62	483	22.4	12
Sundsvall	2	70.62	483	22.4	12
Uppsala	5	69.94	508	22.4	12
Göteborg	6	67.44	483	30.9	12
Malmö	6	67.44	483	30.9	12
Stockholm	6	67.44	483	30.9	12

Source: Data collected for this publication.

Note: Rankings are calculated on the basis of the unrounded scores, while scores are displayed in the table with only two digits. Rankings are based on the average scores for time and cost associated with commercial litigation, as well as on the quality of judicial processes index. The score is normalized to range from 0 to 100 (the higher the score, the better).

FIGURE 1.23 Swedish courts are fast, but the cost of litigation is among the highest in Europe



Sources: Data collected for this publication; *Subnational Doing Business* and *Doing Business* databases.

Note: EU averages use capital city data for the 27 member states of the European Union. Data are current as of the date of the most recent *Doing Business* measurement and EU subnational assessment: April 2022 for Denmark, Finland, and Sweden; December 2020 for Austria, Belgium, and the Netherlands; and May 2019 for all other EU member states.

(stämningsansökan) before the district court with jurisdiction.<sup>102</sup> Plaintiffs can download, complete, and submit a standardized form to apply for a summons using a centralized website for the courts. They can also pay the court fee through the website.<sup>103</sup> Upon payment of the fee, the court screens the application to make sure it is complete, then serves the writ of summons to the defendant, typically by mail.<sup>104</sup> Service of process can also be done by email, although it is less common. In Sweden, it usually takes four weeks to complete the entire filing and service phase.

The trial and judgment phase begins after the defendant has been served and the defendant delivers to the court registry a written response to the claim.<sup>105</sup> The Code of Judicial Procedure does not set a deadline to file the defense, but judges typically grant 14 days to respond. The court then schedules a pretrial hearing, held within four to six months, where parties and the judge organize the litigation

process, narrow the issues in dispute, and explore a settlement. Prior to the hearing, and in preparation for it, parties exchange written pleadings. The trial preparation phase may continue beyond the pretrial hearing without specific time limits. After the pretrial hearing, the judge schedules a main hearing. In civil cases, as a general rule, three judges of the court must hear the case. Procedural rules require judges to render their judgments within two weeks after the main hearing and, according to attorneys consulted for this study, judges comply with this deadline.

The Swedish Enforcement Authority is a government agency with 32 offices throughout the country.<sup>106</sup> The agency registers, monitors, and collect debts and enforces court judgments. The winning plaintiff files an enforcement application physically or online using electronic enforcement services, with the court judgment as an enforceable title (exekutionstitel).<sup>107</sup> Enforcement officers conduct the entire process: they identify and

seize the debtor's assets and sell them at public auctions, which can be conducted online.<sup>108</sup> After the sale, the plaintiff commonly receives the recovered funds within two weeks.

### There is little variation in time across Swedish cities, while attorney fees account for larger differences in cost

The filing stage in all cities takes roughly four weeks, and judgments are executed in three months. There are small differences in time at the trial and judgment phase, which ranges between 11 months in Umeå and 13 months in Uppsala (figure 1.24). These differences depend mostly on the length of pretrial proceedings and the waiting times for case hearings. The waiting time for preparatory hearings is between four months (Umeå) and six months (Stockholm); it is between nine months (Umeå) and around one year (Uppsala) for main hearings. Judges' workloads could help explain these slight variations in performance. In 2021,

according to court statistics,<sup>109</sup> the average number of cases coming before each judge at the eight district courts was 345. In Umeå—the fastest court—the number of cases per judge was less than half this average (143). In Uppsala, where trial time is the longest, the number of incoming cases per judge (416) not only exceeded the average but was almost double the number of cases per judge in Stockholm and triple the number in Umeå.<sup>110</sup>

Nevertheless, performance across local Swedish courts is relatively homogeneous and judges are effective. In this regard, the Swedish National Courts Administration plays a key role in monitoring the courts to seek judges' compliance with rigorous performance targets. One of these is for judges to resolve 75% of the civil cases in their dockets within seven months. Per official statistics, judges in most courts achieved this goal in 2021.<sup>111</sup> According to attorneys consulted for this study,

criminal cases may take priority at the district courts, and these cases may also require a main hearing to be resolved. Because of this, a civil commercial dispute that goes through a main hearing—like the one in this study—takes longer to resolve at the local courts, surpassing the seven-month target.<sup>112</sup>

Additionally, since 2012, the Swedish National Courts Administration has been implementing an initiative to support the courts by reinforcing their workforce with retired judges from different backgrounds who can step in for short periods of time to help process cases, or by rotating active judges between the courts to fill in as needed.<sup>113</sup> According to attorneys consulted for this study, the initiative has been successful in clearing backlogs, alleviating congestion in the courts, and filling vacancies.

Litigation expenses are high in Sweden. They vary according to the local market

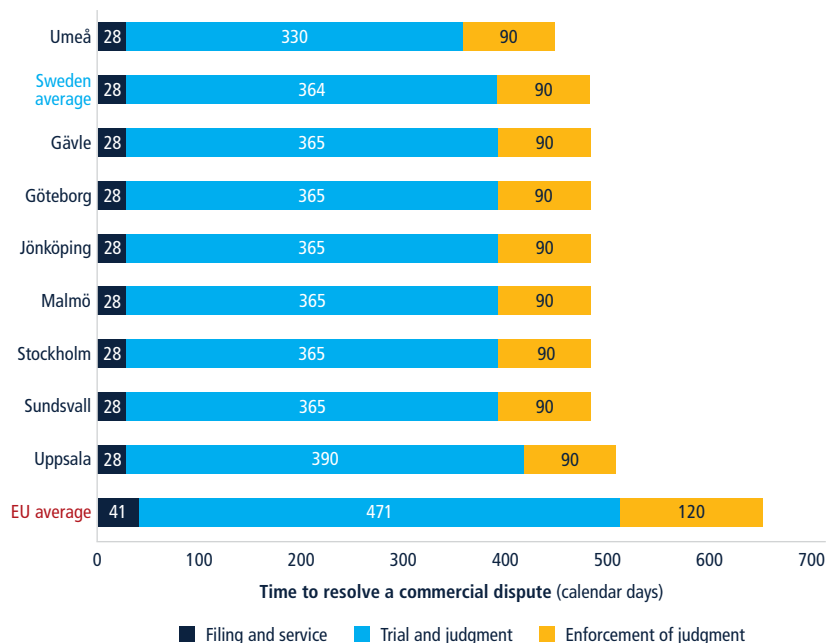
and are driven mainly by attorney fees (figure 1.25). In Sweden, these fees are nearly twice as high on average as in the rest of the European Union. Attorney fees are not regulated in Sweden, and lawyers charge hourly fees regardless of the claim value. Hourly rates are higher in the largest business centers—Stockholm, Malmö, and Göteborg—and less expensive elsewhere. Court fees are regulated nationwide; all courts collect the same application fee of SEK 2,800 (EUR 272).<sup>114</sup> The sole source of variation among the benchmarked cities is the cost of local expert witnesses, which is also higher in the larger cities. Enforcement fees are inexpensive, at SEK 600 (EUR 58), and do not vary throughout the country.<sup>115</sup>

To complement the measures of efficiency, the quality of judicial processes index reflects the courts' adoption of international good practices in four areas: court structure and proceedings, case management, court automation, and alternative dispute resolution.<sup>116</sup> Courts across Sweden exhibit the same good practices in all areas.

On the court structure and proceedings component, the eight benchmarked cities score 3.5 out of 5 points. District courts process small claims of less than SEK 24,150 (EUR 2,346) through simplified procedures with one presiding judge, and parties are allowed to represent themselves. Pretrial attachment of the defendant's movable assets is available to plaintiffs under the law, and courts assign cases to judges randomly, through a computerized system. There are no specialized commercial courts or commercial divisions within the courts, which prevents Sweden from attaining the full score on this section.

Courts have adopted some good practices on case management (a score of 3 points out of the maximum of 6). Holding pretrial conferences to plan the litigation is a well-established practice in all courts. Court performance statistics are published periodically, and judges

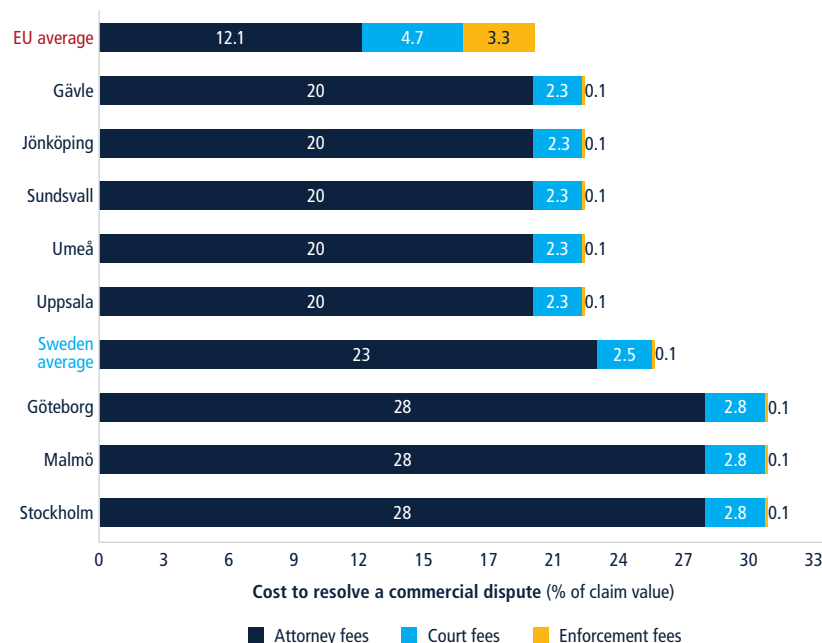
**FIGURE 1.24** Only a two-month difference separates the fastest and slowest courts at the trial and judgment phase



Sources: Data collected for this publication; *Subnational Doing Business* and *Doing Business* databases.

Note: The average time for Sweden is based on the average time to resolve a commercial dispute in the eight benchmarked cities. EU averages use capital city data for the 27 member states of the European Union. Data are current as of the date of the most recent *Doing Business* measurement and EU subnational assessment: April 2022 for Denmark, Finland, and Sweden; December 2020 for Austria, Belgium, and the Netherlands; and May 2019 for all other EU member states.

**FIGURE 1.25** Attorney fees in Sweden are higher than the average total cost of litigation in the EU



Sources: Data collected for this publication; *Subnational Doing Business* and *Doing Business* databases.

Note: The cost values, expressed as % of claim, are rounded up to one decimal point. The average cost for Sweden is based on the average cost for commercial litigation in the eight cities benchmarked. EU averages use capital city data for the 27 member states of the European Union. Data are current as of the date of the most recent *Doing Business* measurement and EU subnational assessment: April 2022 for Denmark, Finland, and Sweden; December 2020 for Austria, Belgium; and the Netherlands, and May 2019 for all other EU member states.

have computerized tools to assist them in managing cases. However, there are no electronic case management tools for lawyers or procedural deadlines for key court events, and limits to adjournments are not regulated.

Court automation in Sweden is advanced (figure 1.26). Out of the four automated court features that are scored, Sweden has implemented three and scores the same number of points. Plaintiffs can file their claims and pay court fees online. Service of process can be done via email, but this option is not yet widely used. Although Supreme Court judgments are available online, courts do not publish appeal judgments or decisions of lower courts.

Finally, Sweden allows voluntary mediation and regulates commercial arbitration (2.5 points out of 3). In practice, the courts enforce valid arbitration clauses or agreements. However, there are no financial incentives to encourage mediation or conciliation.

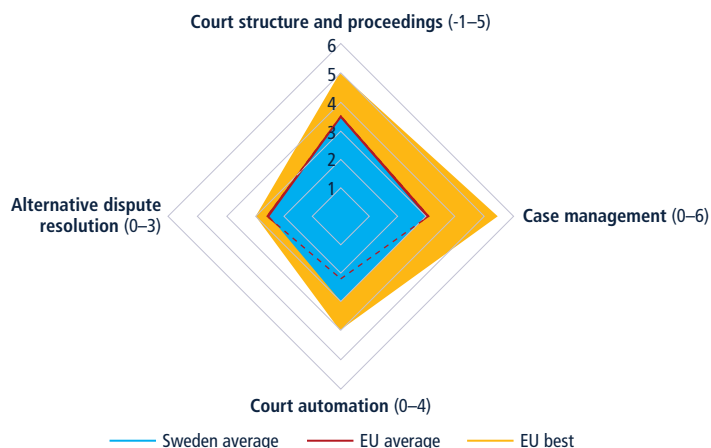
## WHAT CAN BE IMPROVED?

### Consider creating specialized commercial courts or commercial divisions

Twelve EU member states have established commercial courts, or commercial divisions within their courts, to process general commercial cases (figure 1.27).<sup>117</sup> Sweden is not among them, and all commercial disputes are resolved in first instance by district court judges who also hear criminal cases.

Having courts or divisions with general commercial jurisdiction is an internationally recognized good practice. As a general principle, specialized courts tend to improve efficiency and promote consistency in the application of the law. This is because judges become experts on commercial matters and can dispose of cases faster. Depending on the needs and the composition of court caseloads,

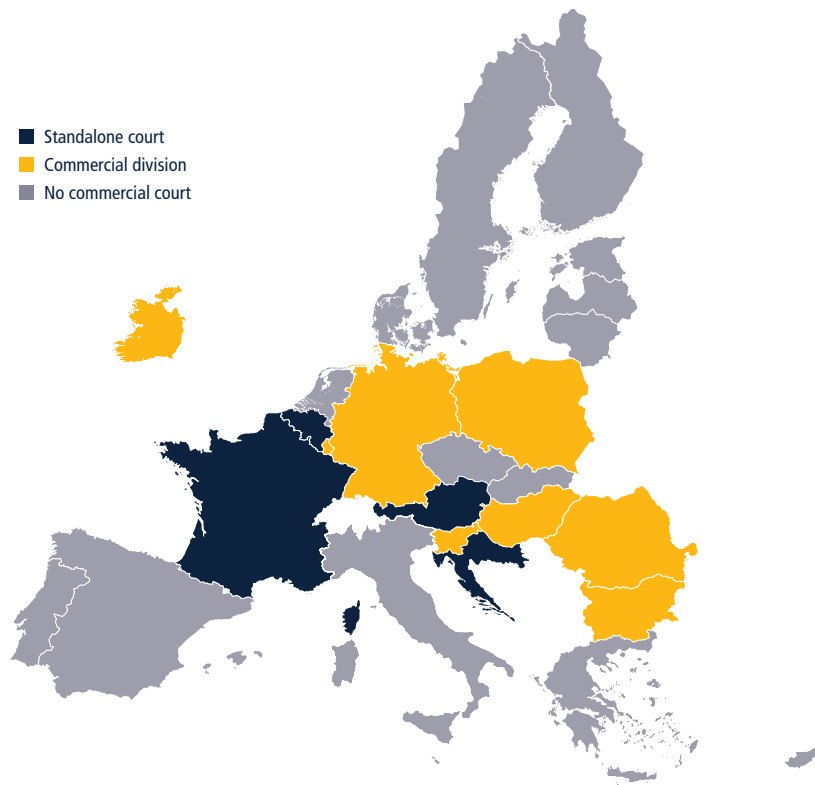
**FIGURE 1.26** Court automation is advanced in Sweden



Sources: Data collected for this publication; *Subnational Doing Business* and *Doing Business* databases.

Note: EU averages use capital city data for the 27 member states of the European Union. Data are current as of the date of the most recent *Doing Business* measurement and EU subnational assessment: April 2022 for Denmark, Finland, and Sweden; December 2020 for Austria, Belgium, and the Netherlands; and May 2019 for all other EU member states. Among EU member states, Croatia, Poland, and Romania have the highest score on court structure and proceedings; Latvia has the highest score on case management; Estonia, Lithuania, and Slovakia have the highest score on court automation; and Germany, Spain, Hungary, Italy, Lithuania, Latvia, Poland, and Romania have the highest score on alternative dispute resolution.

FIGURE 1.27 EU member states with standalone commercial court or commercial division



Sources: Data collected for this publication; *Subnational Doing Business* and *Doing Business* databases.

Note: Data are current as of the date of the most recent *Doing Business* measurement and EU subnational assessment: April 2022 for Denmark, Finland, and Sweden; December 2020 for Austria, Belgium, and the Netherlands; and May 2019 for all other EU member states.

countries that favor having specialized judges have set up one or more commercial courts. Belgium has nine commercial courts, two located in the capital; Austria has one in Vienna.

The Swedish National Courts Administration could conduct an analysis of caseloads—including the share of commercial cases in each court—and determine whether judges' processing of both civil and criminal cases is affecting the ability to clear the civil commercial caseload.<sup>118</sup> The result of this analysis could justify introducing a standalone commercial court or several commercial sections. Starting in Stockholm, or any of the country's business centers, a commercial court with national jurisdiction could adapt the existing electronic processes and case management systems

to process cases filed by companies conducting business in other locations.

#### **Establish deadlines for key litigation events and make greater use of existing case management tools**

Litigation time frames are not regulated by the Swedish Code of Judicial Procedure, except for the two-week deadline to deliver final judgments. There are no deadlines for serving process on defendants, filing statements of defense, or scheduling main hearings. The evidence period is not subject to time limits either. But, depending on the case, the Code of Judicial Procedure gives judges leeway to impose deadlines on parties to finalize their complaints, submit documents, or introduce evidence.<sup>119</sup> Judges can even end the preparatory phase and reject additional evidence when they

believe the parties' intention is to delay the process unnecessarily. However, attorneys consulted for this study mentioned that judges rarely make use of this case management tool, and thus deadlines continue to be flexible, potentially extending the duration of court proceedings. In line with good practices to make time standards for the courts realistic, traceable, and enforceable, 10 member states in the EU have laws that set time standards for at least three court events and respect them in practice.<sup>120</sup>

#### **Make judgments at all court levels available online**

Sweden publishes only Supreme Court judgments.<sup>121</sup> Publishing judgments at all levels strengthens the judiciary by enhancing transparency and public trust. It is also vital for a strong investment climate. Disseminating information on the outcome of commercial cases—especially on the courts' interpretation and application of laws—makes court judgments more predictable, which strengthens the confidence of businesses and investors.

As an example, Estonia publishes court decisions at all levels. On the website of the State Gazette, it is possible to search for all the decisions adopted at first and second instance as of 2006, and all Supreme Court decisions.<sup>122</sup> Publishing judgments in commercial cases at all levels of the court system would help judges in Sweden specialize in commercial matters and apply the law more consistently. It would also place Sweden next to only nine other EU economies where judgments for commercial cases at all levels are available to the public.<sup>123</sup>

Maintaining a well-classified, searchable electronic database of decisions in commercial cases is also beneficial for reliable record-keeping of decisions and allows interested parties to examine a particular topic more efficiently. If lawyers and litigants at all court levels understand how courts generally decide certain types of cases and when appeals are successful



or not, appeals tend to be better justified and litigant decision-making tends to improve.

### ***Expand use of electronic case management system for lawyers***

Electronic case management tools can help increase court efficiency, but developing them is costly. Across EU member states, only 13 have such a system for both lawyers and judges.<sup>124</sup> Sweden developed a system that allows judges to manage their cases but does not grant lawyers access to it.

The gold standard is an integrated system that grants judges access to laws and judgments across the court system, generates hearing schedules, enables tracking of individual cases and their history, affords access to case details and documents (such as evidence, motions, and briefs), assists with the drafting of judgments, makes the generation of court orders semi-automatic, and sends notifications to the litigants. The ideal system also includes lawyers or is linked to a platform they use. Such a system allows lawyers to view and manage case documents, file briefs and documents with the court, and access courts orders, among other features.

While few current systems include all these features, the best platforms have most of them. Denmark's integrated system is one of these, and its functions are available to both judges and lawyers. In 2018, the country introduced a digital case portal, Sagsportalen. All civil cases in Denmark must be filed and processed digitally through the portal since they no longer exist on paper in courts. All written communication between litigants and the judge is also conducted through this portal. The digital case portal allows judges to automatically generate a hearing schedule; send notification to lawyers; track the status of a case; view and manage case documents; and view court orders and judgments.

## NOTES

1. European Commission. 2022. *2022 Country Report – Sweden*. Commission Staff Working Document. Brussels: European Commission. Available at [https://ec.europa.eu/info/system/files/2022-european-semester-country-report-sweden\\_en.pdf](https://ec.europa.eu/info/system/files/2022-european-semester-country-report-sweden_en.pdf).
2. *Forbes*. 2022. Best Countries for Business. Available at <https://www.forbes.com/best-countries-for-business/list/#tab:overall>.
3. Global Innovation Index. 2021. Available at <https://www.globalinnovationindex.org/home>.
4. World Economic Forum. 2020. Global Competitiveness Report. Available at <https://www.weforum.org/reports/the-global-competitiveness-report-2020/>.
5. Transparency International. 2021. Corruption Perceptions Index. Available at <https://www.transparency.org/en/cpi/2021>.
6. European Commission. Digital Economy and Society Index (DESI). Sweden in the Digital Economy and Society Index. Both the 2021 and 2022 editions are available at <https://digital-strategy.ec.europa.eu/en/policies/desi-sweden>.
7. According to the European Commission's Small Business Administration Fact Sheet for Sweden, large companies generate more than one-third of the private sector employment and almost 40% of the value added. The Fact Sheet is available at <https://ec.europa.eu/docsroom/documents/38662/attachments/28/translations/en/renditions/native>.
8. European Commission. 2019. SBA Fact Sheet Sweden.
9. This series covers Austria, Belgium, Bulgaria, Croatia, Czechia, Denmark, Finland, Greece, Hungary, Ireland, Italy, the Netherlands, Portugal, Romania, Slovakia, and Sweden.
10. Farole, Thomas, Issam Hallak, Peter Harasztosi, and Shawn Tan. 2017. "Business Environment and Firm Performance in European Lagging Regions." Policy Research Working Paper 8281, World Bank, Washington, DC. Available at <https://openknowledge.worldbank.org/handle/10986/29073>.
11. The exchange rate (1 EUR/ SEK 10.2958) used to calculate equivalent amounts in euros was obtained on April 29, 2022, from the European Central Bank. Current rates are available at [https://www.ecb.europa.eu/stats/policy\\_and\\_exchange\\_rates/euro\\_reference\\_exchange\\_rates/html/index.en.html](https://www.ecb.europa.eu/stats/policy_and_exchange_rates/euro_reference_exchange_rates/html/index.en.html).
12. The countries that have eliminated the paid-in minimum capital requirement or lowered it to below 0.1% of income per capita are Belgium, Bulgaria, Cyprus, Czechia, Finland, France, Greece, Ireland, Italy, Latvia, the Netherlands, and Portugal.
13. The countries that have merged tax registration with company registration are Denmark, Finland, France, Greece, Hungary, Italy, Latvia, Lithuania, Luxembourg, the Netherlands, Slovenia, and Spain.
14. Austria, Belgium, Bulgaria, Croatia, France, Germany, Hungary, Ireland, Luxembourg, Poland, Romania, and Slovenia have courts with specialized commercial jurisdiction.
15. The EU member states that apply legal time limits for various court events and respect them in practice are Bulgaria, Croatia, Greece, Hungary, Italy, Latvia, Malta, Portugal, Romania, and Slovenia.
16. Electronic case management tools are available for lawyers and judges in Austria, Denmark, Estonia, France, Greece, Hungary, Italy, Latvia, Lithuania, Malta, Portugal, Romania, and Slovakia.
17. The following economies have eliminated the paid-in minimum capital requirement or reduced it to under 0.1% of income per capita: Belgium, Bulgaria, Cyprus, Czechia, Finland, France, Greece, Ireland, Italy, Latvia, the Netherlands, and Portugal.
18. This provision is found in Chapter 2 of the Companies Act [Aktiebolagslag (2005:551)].
19. Through the services offered on the Verksam.se platform, entrepreneurs can register the company, apply for tax registration, complete the employer registration, and file preliminary tax returns, for example.
20. Entrepreneurs must apply for registration within six months from the date of signing the deed of foundation. The application must be signed by a board member or the managing director. It must be accompanied by an original or verified copy of the deed of foundation, the bank's certificate of the share capital deposit, a copy of the articles of association, and the share subscription list.
21. Based on information provided by the Swedish Companies Registration Office during a consultative meeting with the project team (March 28, 2022).
22. "Time to choose a company name? The administrators give you the best tips." Swedish Companies Registration Office. Available at <https://bolagsverket.se/omoss/nyheter/nyhetsarkiv/nyhetsarkiv2021/dagsattvaljforetagsnamnhandlaggarnagerdigdebatipsen.2387.html>.
23. Based on information provided by the Swedish Companies Registration Office during a consultative meeting with the project team (March 28, 2022).
24. "Continued high number of new businesses in 2021 – High pressure on registration activities at the Swedish Companies Registration Office." Swedish Companies Registration Office. Available at <https://bolagsverket.se/omoss/nyheter/nyhetsarkiv/nyhetsarkiv2021/hogttryckparegistreringsverksamhetenpabolagsverket.2377.html>.
25. The notice includes the name, mailing address, and identity number of the board members, directors, and all other authorized signatories.
26. Based on information provided by the Swedish Companies Registration Office during a consultative meeting with the project team (March 28, 2022).
27. Based on information provided by the Swedish Tax Agency during a consultative meeting with the project team (April 7, 2022).
28. On November 4, 2020, the Swedish Parliament adopted the government's bill on "Economic employer concept – changed tax rules for temporary work in Sweden."
- Effective January 1, 2021, foreign companies must deduct tax from employees' earnings for any work carried out in Sweden and must be registered as employers with the Swedish Tax Agency. In addition, foreign companies with employees working in Sweden that send invoices to Swedish companies should apply for F-tax registration if they wish to avoid tax withholding.
29. The European Union 5th Anti-Money Laundering Directive requires EU member states to establish beneficial ownership registers for corporate and other legal entities. In Sweden, ultimate beneficial ownership registration has been mandatory since 2017 with the adoption of the Act on the Registration of Beneficial Owners (2017:631).
30. In addition to basic information, such as the company name, address, and proof of incorporation, the notification must provide information regarding the name, personal identity number, citizenship, and country of domicile of the beneficial owners as well as the extent of their control and information on whether the individual or individuals own or control the company together with close family members or through other companies.
31. The application is submitted through the Swedish Companies Registration Office website, available at <https://bolagsverket.se/omoss/etjanster/verklighuvudmanetjanster/annalverklighuvudman.4212.html>.
32. Booth, Richard A. 2005. "Capital Requirements in United States Corporation Law." University of Maryland Legal Studies Research Paper 2005-64, University of Maryland School of Law, Baltimore.
33. Law Decree No. 33/2011 of March 7, 2011.
34. Law Decree No. 1/2012 of January 24, 2012.
35. The minimum share capital requirement for private limited liability companies was removed from the Finnish Limited Liability Companies Act (624/2006) effective July 1, 2019.
36. Company name preview. Swedish Companies Registration Office. Available at <https://bolagsverket.se/foretag/foretagsnamn/valjforetagsnamn/forhandsgranskningavforetagsnamn.1169.html>.
37. For more information on registering a company with Companies House in the United Kingdom, see the website at [www.gov.uk/limited-company-formation/register-your-company](http://www.gov.uk/limited-company-formation/register-your-company).
38. The list of preapproved names can be found on the website of the Portuguese Ministry of Justice: Bolsa de firmas e denominações, <http://bolsafirmasdenominacoes.justica.gov.pt/index.php?app=enh>.
39. The countries that have merged tax registration with company registration are Denmark, Finland, France, Greece, Hungary, Italy, Latvia, Lithuania, Luxembourg, the Netherlands, Slovenia, and Spain.
40. Belgium, Croatia, Czechia, Finland, Ireland, the Netherlands, Poland, and Slovenia are the other EU countries that require entrepreneurs to actively register or report their beneficial owners to the UBO register.
41. Based on information provided by the Swedish Companies Registration Office during a

- consultative meeting with the project team (March 28, 2022).
42. Construction permitting is regulated by the Planning and Building Act of 2010, available at [https://www.riksdagen.se/sv/dokument-lagar/dokument/svensk-forfattningssamling/plan--och-bygglag-2010900\\_sfs-2010-900](https://www.riksdagen.se/sv/dokument-lagar/dokument/svensk-forfattningssamling/plan--och-bygglag-2010900_sfs-2010-900), and by the Planning and Building Ordinance of 2011, available at [https://www.riksdagen.se/sv/dokument-lagar/dokument/svensk-forfattningssamling/plan--och-byggorfordning-2011338\\_sfs-2011-338](https://www.riksdagen.se/sv/dokument-lagar/dokument/svensk-forfattningssamling/plan--och-byggorfordning-2011338_sfs-2011-338).
  43. The application includes a project description, application form, information on the certified supervisor, various drawings, and a site plan.
  44. Announcements are submitted on a national notification platform. See the website at <https://poit.bolagsverket.se/poit-app/>. The permit decision can be appealed within three weeks from the point of notification and four weeks from the point of publication. During this time, the process can continue with the technical consultation.
  45. The developer submits additional documentation for the consultation, such as the proposed inspection plan prepared by the certified supervisor and any technical documentation required.
  46. The Tax Agency also requires a developer to have a ledger system in place to register the workers during construction. The application platform for the Tax Agency is available at [https://sso.skatteverket.se/ke/ke\\_pligg/login.do](https://sso.skatteverket.se/ke/ke_pligg/login.do), and the form to fill out for the WEA is available at <https://www.av.se/produktion-industri-och-logistik/bygg/forhandsanmalan-av-byggarbetsplats/>.
  47. The Planning and Building Act, 2010, Chapter 9, § 27, stipulates that municipalities have 10 weeks to issue the building permit. See [https://www.riksdagen.se/sv/dokument-lagar/dokument/svensk-forfattningssamling/plan--och-bygglag-2010900\\_sfs-2010-900](https://www.riksdagen.se/sv/dokument-lagar/dokument/svensk-forfattningssamling/plan--och-bygglag-2010900_sfs-2010-900).
  48. In 2021, Gävle received 1,044 applications (with a total caseload of 1,268); Sundsvall, 1,048 (caseload of 1,422); Umeå, 1,344 (1,792); Jönköping, 1,644 (2,131); Uppsala, 2,026 (2,723); Malmö, 2,553 (3,507); Göteborg, 4,413 (5,931); and Stockholm, 5,756 (7,390). Data based on municipal self-reporting in the "Permits, construction and monitoring survey 2021" carried out by the National Board of Housing, Building and Planning, available at <https://www.boverket.se/sv/om-boverket/publicerat-av-boverket/oppna-data/plan--och-byggenkaten/>.
  49. Utility connection fees are adjusted annually and developed by the association of Swedish utilities (Svenskt Vatten). See more information at <https://www.svensktvatten.se/va-chefens-verktygslada/ekonomi--taxa/va-taxa/anlaggningsavgifter/anlaggningstaxans-konstruktion>.
  50. The case study warehouse measured here has a plot size of 929 square meters, multiplied by the usage fee set by the utilities.
  51. For calculating the usage fee based on the size of the building, the utilities use the following method: the property's constructed area (1300.6 square meters for the two-story warehouse in the case study), divided by a set number of square meters that is defined locally. It varies between 120 and 250. The resulting figure is then rounded up and multiplied by a set fee determined locally.
  52. The Public Water Services Act, 2006, 30 §, is available at [https://www.riksdagen.se/sv/dokument-lagar/dokument/svensk-forfattningssamling/lag-2006412-om-allmanna-vattentjanster\\_sfs-2006-412](https://www.riksdagen.se/sv/dokument-lagar/dokument/svensk-forfattningssamling/lag-2006412-om-allmanna-vattentjanster_sfs-2006-412).
  53. For example, the rate applicable to this case study in Gävle is based on a fixed charge for buildings between 1,001 and 5,000 square meters in size.
  54. National Board of Housing, Building and Planning's Mandatory Provisions and General Recommendations on the Certification of Supervisors, 2011, 4 §, available at <https://rinfo.boverket.se/BFS2011-14/pdf/BFS2011-14.pdf>.
  55. The map includes detailed property information such as existing buildings and utility lines and pipes, topographical details, boundaries, road lines, and development rights.
  56. Any new detailed development plan must be in digital format as of January 1, 2022, and made accessible nationally, following the EU INSPIRE Directive, such as through the National Geodata Platform administered by the Swedish Mapping, Cadastral and Land Registration Authority. The Swedish government is also considering a mandate that all other existing development plans be digitalized by 2028.
  57. The portal is available at [www.geoportal.lt](http://www.geoportal.lt). From its inception, data providers have included several government institutions and enterprises connected by a centralized national metadata system and the federal geographic data system. In parallel, the government created the State Enterprise Center of Registers to integrate all cadastral information and real estate records, which were added to the GIS.
  58. REGIA (<https://www.regia.lt/en/>) also serves as a site for reporting municipal-level issues such as damaged roads or power outages.
  59. Srinivasan, Jayashree, Enrique Orellana Tamez, Kamal Chakaroun, Farrukh Umarov, and Lodovico Onofri. 2020. "From Paper to the Cloud: Improving Building Control through E-permitting." *Doing Business Case Studies*, World Bank, Washington, DC. Available at <https://documents.worldbank.org/en/publication/documents-reports/documentdetail/705331592344507733/from-paper-to-the-cloud-improving-building-control-through-e-permitting>.
  60. Denmark's online platform is accessible at <https://www.byggomiljoe.dk/>.
  61. Statistics for Denmark are available at <https://www.kl.dk/kommunale-opgaver/teknik-og-miljoe/baeredygtige-bygninger/byggelov-og-sagsbehandling/>. In Sweden, the National Board of Housing, Building and Planning collects data on building permits from municipalities through an annual survey. However, not all municipalities submit answers (in 2021, 96% of them did), and some data points are missing. At the municipal level, only Umeå publishes statistics on its website.
  62. As of today, sewerage connection requests are limited to certain regions.
  63. For example, the Swedish Transport Administration uses BIM software for infrastructure projects, according to the European Construction Sector Observatory, Country profile Sweden, 2021, available at [https://ec.europa.eu/growth/sectors/construction/observatory/country-fact-sheets/sweden\\_en](https://ec.europa.eu/growth/sectors/construction/observatory/country-fact-sheets/sweden_en). Research projects in Sweden are also looking at integrating BIM software into the permitting process. The research is being carried out by the public and private sector. For more information, see <https://www.smartbuilt.se/projekt/informationinfrastruktur/smart-planering/4-bim-for-bygglov/>.
  64. Srinivasan, Jayashree, Enrique Orellana Tamez, Kamal Chakaroun, Farrukh Umarov, Lodovico Onofri. 2020. *From Paper to the Cloud: Improving Building Control through E-permitting*. Doing Business Case Studies. World Bank, Washington, DC.
  65. World Bank Group. 2013. *Good Practices for Construction Regulation and Enforcement Reform: Guidelines for Reformers*. Investment Climate. Washington, DC: World Bank Group. Available at <https://openknowledge.worldbank.org/handle/10986/16612>.
  66. For the certified supervisor, a degree, minimum years of experience, and certification are required; however, if the professional has 10 years of relevant experience in the construction sector, the requirements may be waived. This according to the National Board of Housing, Building and Planning's Mandatory Provisions and General Recommendations on the Certification of Supervisors, 2011, 4 §, available at <https://rinfo.boverket.se/BFS2011-14/pdf/BFS2011-14.pdf>.
  67. Changes to the Planning and Building Act (2010) are currently being discussed regarding private sector engagement for some residential projects (the exact type has yet to be determined). The new legislation was to be introduced by August 1, 2022. If it passes, drawings produced by a certified design company will require less permit processing at the municipality.
  68. In Sweden, the municipality's building inspector is in charge of reviewing the technical aspects of the building. The inspector leads the initial technical consultations and the final consultations, makes a site visit, and issues the clearance to commence construction as well as the occupancy clearance.
  69. Moullier, Thomas. 2017. "Building Regulatory Capacity Assessment: Level 2—Detailed Exploration." World Bank, Washington, DC.
  70. Only 10% of the cases are randomly selected by the building permit platform Byg og Miljø, and documentation is reviewed in detail before an occupancy clearance is issued.
  71. Under Swedish law, municipalities that do not meet the legally prescribed deadline are subject to a penalty mechanism. The developer's permit fee is reduced by one-fifth when the deadline is exceeded and

- then further reduced by one-fifth for every additional week.
72. Denmark establishes different time frames for different types of construction—for example, for simple construction projects, 40 days; smaller industry and warehouse buildings, 50 days; larger industrial buildings, 55 days; and residential buildings, 60 days. However, Denmark follows service delivery standards rather than statutory time frames.
  73. The fast-track application model was introduced in Vienna as part of reforms in 1999 to allow for construction to begin more quickly for certain categories of low-risk projects. It is available at <https://www.ris.bka.gv.at/eli/igbl/WI/1930/11/P70a/LWI40010112>.
  74. World Bank Group. 2013. *Good Practices for Construction Regulation and Enforcement Reform: Guidelines for Reformers*. Washington, DC: World Bank Group.
  75. The Electricity Act (Ellag (1997:857)) entered into force on January 1, 1998. The law and its subsequent amendments are available at [https://www.riksdagen.se/sv/dokument-lagar/dokument/svensk-forfattningssamling/ellag-1997857\\_sfs-1997-857](https://www.riksdagen.se/sv/dokument-lagar/dokument/svensk-forfattningssamling/ellag-1997857_sfs-1997-857).
  76. Information about the Swedish Energy Markets Inspectorate is available at <https://ei.se/>. For information about the Energy Agency, see <http://www.energimyndigheten.se/>.
  77. To measure the reliability of supply and transparency of tariffs, this study uses an index scored from 0 to 8 points. The index measures the monitoring of power outages by the energy regulator; the use of automated systems to monitor service interruptions and restore supply; the existence of financial deterrents aimed at limiting outages; and whether effective tariffs are available online and customers are notified of a change in tariffs a full billing cycle in advance. For more details, refer to the *Doing Business* methodology at <https://archive.doingbusiness.org/en/methodology>.
  78. Firms perceive Sweden's electricity services to be reliable and efficient. The World Bank Enterprise Surveys project surveyed nearly 600 firms in different sectors and regions in Sweden in 2020, and nearly all firms reported experiencing zero power outages in a typical month. If there were outages, firms' revenue losses were at or below 0.4% of annual sales in Sweden, compared with 4.3% on a global level. For more information, please refer to <https://www.enterprisesurveys.org/en/data/exploreconomies/2020/sweden>.
  79. Safety regulations are established in the Electrical Safety Act (2016:732).
  80. The need to follow specific technical guidelines was reported by distribution utilities and electrical contractors during consultations with the team preparing this report.
  81. Requirements for compensation are established in Chapter 10, Section 10, of the Electricity Act (Ellag (1997:857)).
  82. For score calculations on the reliability of supply and transparency of tariffs index, see the *Doing Business* methodology at <https://archive.doingbusiness.org/en/methodology>.
  83. For more information, see NordREG. 2021. "Implementation of Data Hubs in the Nordic Countries. Status Report, December 2021." Available at <http://www.nordicenergyregulators.org/wp-content/uploads/2021/12/6.1-NordREG-Status-report-on-data-hubs-2021.pdf>.
  84. Sections 7a and 11 of Sweden's Electricity Act (Ellag (1997:857)) establish requirements for connection times.
  85. The Austrian regulator's website can be accessed at <https://www.e-control.at/marktteilnehmer/erhebungen/erhebungen-zur-qualitaet-der-netzdienstleistung>.
  86. The French Energy Code (Article L342-11) specifies that urban planning commissions are to bear the cost of extension works for the electricity grid, provided that the network extension can benefit future residents and firms.
  87. Information about paying in installments was provided during consultations with distribution utilities in Sweden.
  88. SOU 1969:43, *Nytt Lantmäteri* (Preparatory work 1969:43, A New Cadastral Authority).
  89. See announcement (1968:379) on the establishment of a new property register, available at <https://riksdagen.se/sv/dokument-lagar/dokument/svensk-forfattningssamling/kungorelse-1968379-om-upplaggande-av-nytt-sfs-1968-379>.
  90. See Law 1946:805 on special provisions concerning witnesses in certain legal acts: Sw. Lag (1946:805) med särskilda bestämmelser angående vittne vid vissa rättshandlingar.
  91. A purchase letter, which is separate from the sales contract, may be required in the sales contract as a way of expressing that the acquisition is dependent on the payment of the purchase fee. See Chapter 4, Section 5, of the Land Code.
  92. The Swedish electronic identification service is a government-sanctioned form of digital ID. More information is available at <https://www.elegitimation.se/en>.
  93. See Chapter 20 of the Land Code, which regulates the registration process.
  94. See Chapter 20, Section 2, of the Land Code.
  95. The fifth component measures legal provisions on equality of access to property rights for women and men. This subindicator is not discussed in this study, as women and men enjoy the same ownership rights in all EU member states.
  96. The Swedish Code of Judicial Procedure (SFS 1942:740) is available at [https://www.government.se/contentassets/a1be9e99a5c64d1bb93a96ce5d517e9c/the-swedish-code-of-judicial-procedure-ds-1998\\_65.pdf](https://www.government.se/contentassets/a1be9e99a5c64d1bb93a96ce5d517e9c/the-swedish-code-of-judicial-procedure-ds-1998_65.pdf).
  97. The Enforcement Code (1981:774) entered into force on January 1, 1982. It is available (with amendments up to SFS 2001:377) at <https://www.riksdagen.se/sv/dokument-lagar/dokument/departementsserien/ds-2002-45-GQB445/html>.
  98. Ministry of Justice. Government decision I:25. December 16, 2021. Regulation letter for the financial year 2022 regarding the Courts of Sweden (Regleringsbrev för budgetåret 2022 avseende Sveriges Domstolar). Available at <https://www.esv.se/statsliggaren/regleringsbrev/?rbid=22580>.
  99. Ordinance (2007:1073) with instructions for the Swedish National Courts Administration. November 22, 2007. Available at <https://krattsbaser.gov.se/sfst?bet=2007:1073>.
  100. The value of the claim is 200% of income per capita, calculated using DataBank resources. Available at <https://databank.worldbank.org/home.aspx>.
  101. In 2021, Swedish district courts received 122,399 criminal cases and 84,158 civil cases. Table 1.1., Court statistics 2021. Official statistics of Sweden. Swedish National Courts Administration. Available at [https://www.domstol.se/contentassets/65a838e5ba2a42418f57b1c39ef389ab/court\\_statistics\\_2021.pdf](https://www.domstol.se/contentassets/65a838e5ba2a42418f57b1c39ef389ab/court_statistics_2021.pdf).
  102. See Chapter 42, Section 1, of the Swedish Code of Judicial Procedure.
  103. The electronic portal where the application form for summons (DV 161) can be downloaded and the application filed is hosted at the website of Courts of Sweden. The same website hosts a platform for payment of application fees. The portal can be found at <https://www.domstol.se/amnen/tvist-om-pengar/ansok-om-stamning/>.
  104. See Chapter 42, Section 5, of the Swedish Code of Judicial Procedure.
  105. See Chapter 42, Section 7, of the Swedish Code of Judicial Procedure.
  106. Swedish Enforcement Authority, available at <https://kronofogden.se/om-kronofogden>.
  107. The application for enforcement is sent via the electronic enforcement service, available at <https://kronofogden.se/ingivare/vara-tjanster-for-ingivare/verkstallighet>.
  108. The National auction platform Auktionstorget, is available at <https://auktionstorget.kronofogden.se/auktionstorget>.
  109. Court statistics provided by the Ministry of Justice at the request of the project team.
  110. Judges in Uppsala heard 416 cases on average in 2021, while in Umeå this number was 143 cases per judge. Stockholm, with 268 incoming cases per judge on average, was below the average number of 345 incoming cases per judge at the eight district courts.
  111. In 2021, among the eight cities covered in this study, only Gävle was above the target, with an average time of 7.1 months. All other cities met the target: Göteborg, 6.4 months; Jönköping, 6.7 months; Malmö, 5.6 months; Stockholm, 4.4 months; Sundsvall, 5.9 months; Umeå, 5.8 months; and Uppsala, 6.2 months. Appendix: Performance of the time targets – results of individual courts. Court statistics 2021. Official statistics of Sweden. Swedish National Courts Administration.
  112. Excluding small claims (civil cases below SEK 24,150), settlements, joint petitions (divorce, dissolution of civil partnership, and child custody), and other family cases, the median time at the 75th percentile for litigious cases in the cities covered in this study is 11 months. (The 75th percentile indicates how long it takes to determine 75% of the incoming cases.) The fastest city is Umeå, which takes 7.9 months to resolve a case; Uppsala takes 10.9 months. Major cities such

as Göteborg, Malmö, and Stockholm need 11.5 months, 10.9 months, and 11 months, respectively, to resolve these cases. Based on data received from the Swedish National Courts Administration and coded by project team members.

113. "Reinforcement task force expands – and becomes faster" (unofficial translation of title). The Swedish National Courts Administration, June 16, 2020, available at <https://www.domstol.se/en/nyheter/2020/06/forstarkningsstyrkan-utokas---och-blir-snabbare/>.
114. Application fees for summons, Courts of Sweden, available at <https://www.domstol.se/tjanster-och-blanketter/betala-ansokningsavgift/>.
115. Application for enforcement, the Swedish Enforcement Authority, available at <https://kronofogden.se/e-tjanster-och-blanketter/application-for-enforcement>.
116. For more details, refer to the *Doing Business* methodology at <https://archive.doingbusiness.org/en/methodology>.
117. Courts with specialized commercial jurisdictions are available in Austria, Belgium, Bulgaria, Croatia, France, Germany, Hungary, Ireland, Luxembourg, Poland, Romania, and Slovenia.
118. Lawyers consulted for this study confirmed that criminal cases are being prioritized in Sweden over commercial cases. According to official statistics, in 2021, 66.9% of criminal cases determined through a judgment were decided following a main hearing. Court statistics 2021. Official statistics of Sweden. Swedish National Courts Administration.
119. Code of Judicial Procedure, Chapter 42, Section 15 and 15a; The Referee Blog. "What does it mean when the court threatens with the gallows?" Available at <https://www.domarbloggen.se/vad-innebar-det-nar-domstolen-hotar-med-stupstock/>.
120. Laws that set time standards for key court events and are respected in practice are available in Bulgaria, Croatia, Greece, Hungary, Italy, Latvia, Malta, Portugal, Romania, and Slovenia.
121. Website of the Supreme Court of Sweden, available at <https://www.domstol.se/hogsta-domstolen/avgoranden/>.
122. Website of the State Gazette of Estonia, available at [https://www.riigiteataja.ee/kohtulahendid/koik\\_menetlused.html](https://www.riigiteataja.ee/kohtulahendid/koik_menetlused.html).
123. Court judgments for all commercial cases are publicly available in Bulgaria, Croatia, Cyprus, Estonia, Latvia, Lithuania, Malta, the Netherlands, and Slovakia.
124. Case management tools for both lawyers and judges are available in Austria, Denmark, Estonia, France, Greece, Hungary, Italy, Latvia, Lithuania, Malta, Portugal, Romania, and Slovakia.

# City snapshots and indicator details

## SWEDEN

### Gävle

<b>Business start-up (rank)</b>	<b>1</b>	<b>Building permits (rank)</b>	<b>3</b>
Score for business start-up (0–100)	87.05	Score for building permits (0–100)	77.43
Procedures (number)	4	Procedures (number)	9
Time (days)	33	Time (days)	130
Cost (% of income per capita)	0.4	Cost (% of warehouse value)	2.2
Paid-in minimum capital (% of income per capita)	5.1	Building quality control index (0–15)	10
<b>Electricity connection and supply (rank)</b>	<b>6</b>	<b>Property transfer (rank)</b>	<b>1</b>
Score for electricity connection and supply (0–100)	85.53	Score for property transfer (0–100)	90.17
Procedures (number)	4	Procedures (number)	1
Time (days)	54	Time (days)	10
Cost (% of income per capita)	45.9	Cost (% of property value)	4.3
Reliability of supply and transparency of tariffs index (0–8)	6	Quality of land administration index (0–30)	28
<b>Commercial litigation (rank)</b>	<b>2</b>		
Score for commercial litigation (0–100)	70.62		
Time (days)	483		
Cost (% of claim value)	22.4		
Quality of judicial processes index (0–18)	12.0		

### Göteborg

<b>Business start-up (rank)</b>	<b>1</b>	<b>Building permits (rank)</b>	<b>7</b>
Score for business start-up (0–100)	87.05	Score for building permits (0–100)	76.28
Procedures (number)	4	Procedures (number)	9
Time (days)	33	Time (days)	135
Cost (% of income per capita)	0.4	Cost (% of warehouse value)	2.8
Paid-in minimum capital (% of income per capita)	5.1	Building quality control index (0–15)	10
<b>Electricity connection and supply (rank)</b>	<b>3</b>	<b>Property transfer (rank)</b>	<b>1</b>
Score for electricity connection and supply (0–100)	88.00	Score for property transfer (0–100)	90.17
Procedures (number)	4	Procedures (number)	1
Time (days)	89	Time (days)	10
Cost (% of income per capita)	38.5	Cost (% of property value)	4.3
Reliability of supply and transparency of tariffs index (0–8)	8	Quality of land administration index (0–30)	28
<b>Commercial litigation (rank)</b>	<b>6</b>		
Score for commercial litigation (0–100)	67.44		
Time (days)	483		
Cost (% of claim value)	30.9		
Quality of judicial processes index (0–18)	12.0		

Jönköping			
<b>Business start-up (rank)</b>	<b>1</b>	<b>Building permits (rank)</b>	<b>8</b>
Score for business start-up (0–100)	87.05	Score for building permits (0–100)	75.96
Procedures (number)	4	Procedures (number)	9
Time (days)	33	Time (days)	150
Cost (% of income per capita)	0.4	Cost (% of warehouse value)	2.2
Paid-in minimum capital (% of income per capita)	5.1	Building quality control index (0–15)	10
<b>Electricity connection and supply (rank)</b>	<b>2</b>	<b>Property transfer (rank)</b>	<b>1</b>
Score for electricity connection and supply (0–100)	90.75	Score for property transfer (0–100)	90.17
Procedures (number)	4	Procedures (number)	1
Time (days)	64	Time (days)	10
Cost (% of income per capita)	25.6	Cost (% of property value)	4.3
Reliability of supply and transparency of tariffs index (0–8)	8	Quality of land administration index (0–30)	28
<b>Commercial litigation (rank)</b>	<b>2</b>		
Score for commercial litigation (0–100)	70.62		
Time (days)	483		
Cost (% of claim value)	22.4		
Quality of judicial processes index (0–18)	12.0		
Malmö			
<b>Business start-up (rank)</b>	<b>1</b>	<b>Building permits (rank)</b>	<b>5</b>
Score for business start-up (0–100)	87.05	Score for building permits (0–100)	77.13
Procedures (number)	4	Procedures (number)	9
Time (days)	33	Time (days)	136
Cost (% of income per capita)	0.4	Cost (% of warehouse value)	2.1
Paid-in minimum capital (% of income per capita)	5.1	Building quality control index (0–15)	10
<b>Electricity connection and supply (rank)</b>	<b>7</b>	<b>Property transfer (rank)</b>	<b>1</b>
Score for electricity connection and supply (0–100)	84.46	Score for property transfer (0–100)	90.17
Procedures (number)	4	Procedures (number)	1
Time (days)	93	Time (days)	10
Cost (% of income per capita)	32.4	Cost (% of property value)	4.3
Reliability of supply and transparency of tariffs index (0–8)	7	Quality of land administration index (0–30)	28
<b>Commercial litigation (rank)</b>	<b>6</b>		
Score for commercial litigation (0–100)	67.44		
Time (days)	483		
Cost (% of claim value)	30.9		
Quality of judicial processes index (0–18)	12.0		



## Stockholm

**Business start-up (rank) 1**

Score for business start-up (0–100)	87.05
Procedures (number)	4
Time (days)	33
Cost (% of income per capita)	0.4
Paid-in minimum capital (% of income per capita)	5.1

**Electricity connection and supply (rank) 8**

Score for electricity connection and supply (0–100)	84.29
Procedures (number)	4
Time (days)	121
Cost (% of income per capita)	111.5
Reliability of supply and transparency of tariffs index (0–8)	8

**Commercial litigation (rank) 6**

Score for commercial litigation (0–100)	67.44
Time (days)	483
Cost (% of claim value)	30.9
Quality of judicial processes index (0–18)	12.0

**Building permits (rank) 6**

Score for building permits (0–100)	76.79
Procedures (number)	9
Time (days)	135
Cost (% of warehouse value)	2.4
Building quality control index (0–15)	10

**Property transfer (rank) 1**

Score for property transfer (0–100)	90.17
Procedures (number)	1
Time (days)	10
Cost (% of property value)	4.3
Quality of land administration index (0–30)	28

## Sundsvall

**Business start-up (rank) 1**

Score for business start-up (0–100)	87.05
Procedures (number)	4
Time (days)	33
Cost (% of income per capita)	0.4
Paid-in minimum capital (% of income per capita)	5.1

**Electricity connection and supply (rank) 1**

Score for electricity connection and supply (0–100)	91.71
Procedures (number)	4
Time (days)	55
Cost (% of income per capita)	32.4
Reliability of supply and transparency of tariffs index (0–8)	8

**Commercial litigation (rank) 2**

Score for commercial litigation (0–100)	70.62
Time (days)	483
Cost (% of claim value)	22.4
Quality of judicial processes index (0–18)	12.0

**Building permits (rank) 1**

Score for building permits (0–100)	78.61
Procedures (number)	9
Time (days)	120
Cost (% of warehouse value)	1.8
Building quality control index (0–15)	10

**Property transfer (rank) 1**

Score for property transfer (0–100)	90.17
Procedures (number)	1
Time (days)	10
Cost (% of property value)	4.3
Quality of land administration index (0–30)	28

Umeå			
<b>Business start-up (rank)</b>	<b>1</b>	<b>Building permits (rank)</b>	<b>4</b>
Score for business start-up (0–100)	87.05	Score for building permits (0–100)	77.29
Procedures (number)	4	Procedures (number)	9
Time (days)	33	Time (days)	136
Cost (% of income per capita)	0.4	Cost (% of warehouse value)	2.0
Paid-in minimum capital (% of income per capita)	5.1	Building quality control index (0–15)	10
<b>Electricity connection and supply (rank)</b>	<b>4</b>	<b>Property transfer (rank)</b>	<b>1</b>
Score for electricity connection and supply (0–100)	87.84	Score for property transfer (0–100)	90.17
Procedures (number)	4	Procedures (number)	1
Time (days)	62	Time (days)	10
Cost (% of income per capita)	26.8	Cost (% of property value)	4.3
Reliability of supply and transparency of tariffs index (0–8)	7	Quality of land administration index (0–30)	28
<b>Commercial litigation (rank)</b>	<b>1</b>		
Score for commercial litigation (0–100)	71.58		
Time (days)	448		
Cost (% of claim value)	22.4		
Quality of judicial processes index (0–18)	12.0		
Uppsala			
<b>Business start-up (rank)</b>	<b>1</b>	<b>Building permits (rank)</b>	<b>2</b>
Score for business start-up (0–100)	87.05	Score for building permits (0–100)	77.59
Procedures (number)	4	Procedures (number)	9
Time (days)	33	Time (days)	132
Cost (% of income per capita)	0.4	Cost (% of warehouse value)	2.0
Paid-in minimum capital (% of income per capita)	5.1	Building quality control index (0–15)	10
<b>Electricity connection and supply (rank)</b>	<b>5</b>	<b>Property transfer (rank)</b>	<b>1</b>
Score for electricity connection and supply (0–100)	86.61	Score for property transfer (0–100)	90.17
Procedures (number)	4	Procedures (number)	1
Time (days)	102	Time (days)	10
Cost (% of income per capita)	29.4	Cost (% of property value)	4.3
Reliability of supply and transparency of tariffs index (0–8)	8	Quality of land administration index (0–30)	28
<b>Commercial litigation (rank)</b>	<b>5</b>		
Score for commercial litigation (0–100)	69.94		
Time (days)	508		
Cost (% of claim value)	22.4		
Quality of judicial processes index (0–18)	12.0		

## BUSINESS START-UP IN SWEDEN – PROCEDURES REQUIRED TO SET UP A BUSINESS, BY CITY

Standard company legal form: <i>Privat Aktiebolag (Privat AB)</i> Paid-in minimum capital requirement: SEK 25 000 Data as of: April 30, 2022		Gävle, Göteborg, Jönköping, Malmö, Sundsvall, Stockholm, Umeå, Uppsala	Comments
1. Deposit the share capital and obtain a certificate from the bank certifying that the total cash amount to be paid for shares has been deposited	Time (days)	1	According to the Companies Act (Aktiebolagslag (2005:551)) a new limited company can only be registered if at least the minimum capital has been deposited in a credit institution. New limited companies need to open an account with a bank, credit market company or credit institution to deposit the required paid-in minimum capital.  After the shares are paid, a bank certificate (bankintyg) is issued either in paper or electronically as proof of deposit.
	Cost (SEK)	No cost	To submit the electronic bank certificate, the founder includes the contact information of the representative of the bank at the time of submitting the application to set up a company online with the Swedish Companies Registration Office. The representative subsequently receives a message and creates a bank certificate online signing it with the electronic identity legitimization. When the electronic bank certificate is finalized, the founders can continue completing the company's registration application.
2. Submit the application to the Swedish Companies Registration Office (Bolagsverket) and obtain the registration certificate	Time (days)	19	New limited companies in Sweden must register with the Swedish Companies Registration Office (Bolagsverket). Bolagsverket and the Swedish Tax Agency (Skatteverket), the Swedish Public Employment Service and the Swedish Agency for Economic and Regional Growth administer a joint website (www.verksamt.se) that serves as a one stop shop for the registration of new businesses. It is possible to register the company and apply for tax registration (income and VAT), employer registration and to file a preliminary tax return through this website. The website also provides guidance on how to choose a company name and check its availability before submitting the registration application. However, the availability of the name does not mean it will be approved as Bolagsverket conducts a thorough review of the proposed name once the application is received. Registration forms are available online and can be downloaded, printed out or ordered by telephone, free of charge, to be signed by hand and sent by ordinary mail. Application and registration forms can also be filled in and filed entirely electronically.  Upon approval, Bolagsverket assigns the company an organization identity number and publishes a notice in the Official Gazette (Post- och Inrikes Tidningar). The final certificate of the company's registration is delivered by regular post, or email.
	Cost (SEK)	For ordinary filings SEK 2,200, for electronic filings SEK 1,900	
3. Register with the Swedish Tax Agency (Skatteverket)	Time (days)	13	Any employer or a company subject to VAT and intending to do business in Sweden must register with the Swedish Tax Agency (Skatteverket). Registration is a prerequisite for a company to deduct VAT and to receive payment for services without deducting preliminary tax (F-tax registration). An employer must withhold social security tax for employee salary and account for such charges in the monthly returns. F-tax registration is a prerequisite to require payment for services rendered without the customer having to withhold preliminary income tax.  The application can be done online or in paper form. Online registration is done through Verksamt.se using the applicant's personal e-identification as in the case of company registration. If the application is done in paper the forms can be downloaded from the Skatteverket website or they can be ordered and received by postal mail free of charge. When registration is complete, the company receives by postal mail the documentation necessary to account for and pay VAT, income tax and social security contributions.
	Cost (SEK)	No cost	
4. File information about beneficial owners with the Swedish Companies Registration Office (Bolagsverket) *	Time (days)	Less than one day (online procedure)	Newly registered companies and associations must register beneficial ownership information within four weeks from their registration date. The company must be registered before it can send in an application for registration of beneficial ownership.  A legal entity is obliged to submit to Bolagsverket reliable information regarding their beneficial owners and the nature and extent of the beneficial owner's interest in the legal entity.  It is compulsory to register beneficial ownership information online through Bolagsverket's website.
	Cost (SEK)	SEK 250 for electronic registration	

Source: Data collected for this publication.

\*Takes place simultaneously with previous procedure.

LIST OF PROCEDURES  
BUILDING PERMITS

## SWEDEN

## Gävle

Warehouse value: SEK 24,659,571  
(USD 2,690,000)  
Data as of: April 30, 2022

**Procedure 1. Obtain new construction map**

**Agency:** Gävle Municipality, Planning and Building Services  
**Time:** 14 days  
**Cost:** SEK 13,200 (flat fee for a new construction map)

**Procedure 2\*. Hire an external certified supervisor**

**Agency:** Private company  
**Time:** 1 day  
**Cost:** SEK 100,000

**Procedure 3. Obtain building permit**

**Agency:** Gävle Municipality, Planning and Building Services  
**Time:** 70 days  
**Cost:** SEK 80,400 (fee for building permit and technical review for a new project between 1,001-5,000 sq.m. in size)

**Procedure 4. Hold technical consultation meeting and receive clearance to commence construction**

**Agency:** Gävle Municipality, Planning and Building Services  
**Time:** 14 days (9 days to hold a technical consultation; and 5 days to receive clearance to commence construction)  
**Cost:** No cost

**Procedure 5. Report information to the Tax Agency**

**Agency:** Swedish Tax Agency  
**Time:** Less than one day (online procedure)  
**Cost:** No cost

**Procedure 6\*. Notify Work Environment Authority of commencement of work**

**Agency:** Swedish Work Environment Authority  
**Time:** Less than one day (online procedure)  
**Cost:** No cost

**Procedure 7. Receive site visit from the municipality**

**Agency:** Gävle Municipality, Planning and Building Services  
**Time:** 1 day  
**Cost:** No cost

**Procedure 8. Obtain water and sewerage connection**

**Agency:** Municipal Utilities Company (Gästrik Vatten AB)  
**Time:** 30 days  
**Cost:** SEK 348,128  
**Cost breakdown:** SEK 44,892 (community contribution fee for already established water, sewerage, and rainwater pipes) + SEK 50,674 (community contribution fee for already established utility connection points) + SEK 23,179 (SEK 24.95 plot size fee per sq.m. of the plot) + SEK 229,383 (SEK 20,853 usage fee for every 120 sq.m. of the building size)

**Procedure 9\*. Hold final consultation meeting and receive occupancy clearance**

**Agency:** Gävle Municipality, Planning and Building Services  
**Time:** 21 days (9 days to hold a final consultation; and 12 days to receive occupancy clearance)  
**Cost:** No cost

## Göteborg

Warehouse value: SEK 24,659,571  
(USD 2,690,000)  
Data as of: April 30, 2022

**Procedure 1. Obtain new construction map**

**Agency:** City of Göteborg, City Planning Office  
**Time:** 10 days  
**Cost:** SEK 8,580 (flat fee for a new construction map for a plot size between 0-5,000 sq.m.)

**Procedure 2\*. Hire an external certified supervisor**

**Agency:** Private company  
**Time:** 1 day  
**Cost:** SEK 100,000

**Procedure 3. Obtain building permit**

**Agency:** City of Göteborg, City Planning Office  
**Time:** 70 days  
**Cost:** SEK 139,920  
**Cost breakdown:** SEK 47,520 (fee for building permit for a new project between 1,001-5,000 sq.m. in size) + SEK 92,400 (fee for technical consultation to occupancy clearance for a new project between 1,001-5,000 sq.m. in size)

**Procedure 4. Hold technical consultation meeting and receive clearance to commence construction**

**Agency:** City of Göteborg, City Planning Office  
**Time:** 20 days (14 days to hold a technical consultation; and 6 days to receive clearance to commence construction)  
**Cost:** No cost

**Procedure 5. Report information to the Tax Agency**

**Agency:** Swedish Tax Agency  
**Time:** Less than one day (online procedure)  
**Cost:** No cost

**Procedure 6\*. Notify Work Environment Authority of commencement of work**

**Agency:** Swedish Work Environment Authority  
**Time:** Less than one day (online procedure)  
**Cost:** No cost

**Procedure 7. Receive site visit from the municipality**

**Agency:** City of Göteborg, City Planning Office  
**Time:** 1 day  
**Cost:** No cost

**Procedure 8. Obtain water and sewerage connection**

**Agency:** City of Göteborg, Waste and Water Administration  
**Time:** 33 days  
**Cost:** SEK 448,894  
**Cost breakdown:** SEK 158,000 (community contribution fee for already established utility pipes) + SEK 157,000 (community contribution fee for water and sewerage connection) + SEK 54,000 (community contribution fee for rainwater connection) + SEK 79,894 (SEK 86 usage fee per sq.m. of the plot size)

**Procedure 9\*. Hold final consultation meeting and receive occupancy clearance**

**Agency:** City of Göteborg, City Planning Office  
**Time:** 18 days (10 days to hold a final consultation; and 8 days to receive occupancy clearance)  
**Cost:** No cost

## Jönköping

Warehouse value: SEK 24,659,571  
(USD 2,690,000)  
Data as of: April 30, 2022

**Procedure 1. Obtain new construction map**

**Agency:** Jönköping Municipality, City Planning Office  
**Time:** 35 days  
**Cost:** SEK 8,694  
**Cost breakdown:** SEK 48.3 (base fee) \* 150 (multiplier for a new construction map for a plot size less than or equal to 1,999 sq.m.) \* 1.2 (multiplier for municipal adjustment)

\*Takes place simultaneously with previous procedure.

**Procedure 2\*. Hire an external certified supervisor****Agency:** Private company**Time:** 1 day**Cost:** SEK 100,000**Procedure 3. Obtain building permit****Agency:** Jönköping Municipality, City Planning Office**Time:** 70 days**Cost:** SEK 110,588**Cost breakdown:** SEK 48.3 (base fee) \* 36 (object multiplier for a new project between 1,200-1,999 sq.m. in size) \* 53 (administrative multiplier for a new project between 1,200-1,999 sq.m. in size) \* 1.2 (multiplier for municipal adjustment)**Procedure 4. Hold technical consultation meeting and receive clearance to commence construction****Agency:** Jönköping Municipality, City Planning Office**Time:** 20 days (15 days to hold a technical consultation; and 5 days to receive clearance to commence construction)**Cost:** No cost**Procedure 5. Report information to the Tax Agency****Agency:** Swedish Tax Agency**Time:** Less than one day (online procedure)**Cost:** No cost**Procedure 6\*. Notify Work Environment Authority of commencement of work****Agency:** Swedish Work Environment Authority**Time:** Less than one day (online procedure)**Cost:** No cost**Procedure 7. Receive site visit from the municipality****Agency:** Jönköping Municipality, City Planning Office**Time:** 1 day**Cost:** No cost**Procedure 8. Obtain water and sewerage connection****Agency:** Jönköping Municipality, Water and Sewage Administration**Time:** 23 days**Cost:** SEK 328,114**Cost breakdown:** SEK 31,680 (SEK 10,560 community contribution fee for an already established pipes per water, sewerage, and rainwater) + SEK 39,000 (community contribution fee for already established water, sewerage, and rainwater connection points) + SEK 35,673.60 (SEK 9.6 plot size fee per sq.m., per water, sewerage, rainwater, and rainwater

on the street) + SEK 221,760 (SEK 20,160 usage fee for every 120 sq.m. of the building size for water and sewage)

**Procedure 9\*. Hold final consultation meeting and receive occupancy clearance****Agency:** Jönköping Municipality, City Planning Office**Time:** 10 days (5 days to hold a final consultation; and 5 days to receive occupancy clearance)**Cost:** No cost**Malmö***Warehouse value: SEK 24,659,571**(USD 2,690,000)**Data as of: April 30, 2022***Procedure 1. Obtain new construction map****Agency:** City of Malmö, City Planning Office**Time:** 16 days**Cost:** SEK 14,200**Cost breakdown:** SEK 48.3 (base fee) \* 210 (multiplier for new construction map, plot size less than 1,999 sq.m.) \* 1.4 (multiplier for municipal adjustment)**Procedure 2\*. Hire an external certified supervisor****Agency:** Private company**Time:** 1 day**Cost:** SEK 100,000**Procedure 3. Obtain building permit****Agency:** City of Malmö, City Planning Office**Time:** 70 days**Cost:** SEK 162,288**Cost breakdown:** fees for building permit: SEK 48.3 (base fee) \* 27 (administrative multiplier: includes administration; zoning compliance and building checks) \* 40 (multiplier for a new project between 1,200-1,999 sq.m. in size) \* 1.4 (multiplier for municipal adjustment) + fees for clearances: SEK 48.3 (base fee) \* 33 (administrative multiplier, includes administration; supervisor registration; technical consultation; clearance to commence construction; site inspection; and final consultation and occupancy clearance) \* 40 (multiplier for building between 1,200 - 1,999 sq.m. in size) \* 1.4 (multiplier for municipal adjustment)**Procedure 4. Hold technical consultation meeting and receive clearance to commence construction****Agency:** City of Malmö, City Planning Office**Time:** 20 days (15 days to hold a technical consultation; and 5 days to receive clearance to commence construction)**Cost:** No cost**Procedure 5. Report information to the Tax Agency****Agency:** Swedish Tax Agency**Time:** Less than one day (online procedure)**Cost:** No cost**Procedure 6\*. Notify Work Environment Authority of commencement of work****Agency:** Swedish Work Environment Authority**Time:** Less than one day (online procedure)**Cost:** No cost**Procedure 7. Receive site visit from the municipality****Agency:** City of Malmö, City Planning Office**Time:** 1 day**Cost:** No cost**Procedure 8. Obtain water and sewerage connection****Agency:** Municipal Utilities Association (VA SYD)**Time:** 28 days**Cost:** SEK 238,793**Cost breakdown:** SEK 18,758.40 (fee for water per property) + SEK 9,611.20 (fee for community contribution fee for already established water pipe) + SEK 146,374.73 (SEK 112.544 usage fee for sewerage per sq.m. of the building size) + SEK 18,758.40 (community contribution fee for already established sewerage pipe) + SEK 19,122.54 (SEK 20.584 plot size fee for rainwater per sq.m. of the plot) + SEK 18,758.40 (community contribution fee for an already established rainwater pipe) + SEK 18,758.40 (additional fee for hard surfaces) - SEK 11,348.80 (SEK 5,674.40 reduction per pipe in addition to first pipe requested)**Procedure 9\*. Hold final consultation meeting and receive occupancy clearance****Agency:** City of Malmö, City Planning Office**Time:** 20 days (10 days to hold a final consultation; and 10 days to receive occupancy clearance)**Cost:** No cost

\*Takes place simultaneously with previous procedure.

## Stockholm

Warehouse value: SEK 24,659,571

(USD 2,690,000)

Data as of: April 30, 2022

### Procedure 1. Obtain new construction map

**Agency:** City of Stockholm, City Planning Office

**Time:** 14 days

**Cost:** SEK 17,030 (flat fee for a new construction map for plot size between 0-1,200 sq.m.)

### Procedure 2\*. Hire an external certified supervisor

**Agency:** Private company

**Time:** 1 day

**Cost:** SEK 100,000

### Procedure 3. Obtain building permit

**Agency:** City of Stockholm, City Planning Office

**Time:** 60 days

**Cost:** SEK 109,800

**Cost breakdown:** SEK 54,900 (fee for building permit for a new building 1,001-1,500 sq.m. in size) + SEK 54,900 (fee for technical consultation to occupancy clearance for a new building 1,001-1,500 sq.m. in size)

### Procedure 4. Hold technical consultation meeting and receive clearance to commence construction

**Agency:** City of Stockholm, City Planning Office

**Time:** 20 days (15 days to hold a technical consultation; and 5 days to receive clearance to commence construction)

**Cost:** No cost

### Procedure 5. Report information to the Tax Agency

**Agency:** Swedish Tax Agency

**Time:** Less than one day (online procedure)

**Cost:** No cost

### Procedure 6\*. Notify Work Environment Authority of commencement of work

**Agency:** Swedish Work Environment Authority

**Time:** Less than one day (online procedure)

**Cost:** No cost

### Procedure 7. Receive site visit from the municipality

**Agency:** City of Stockholm, City Planning Office

**Time:** 1 day

**Cost:** No cost

### Procedure 8. Obtain water and sewerage connection

**Agency:** Municipal Utilities Company (Stockholm Vatten och Avfall AB)

**Time:** 39 days

**Cost:** SEK 368,932

**Cost breakdown:** SEK 63,600 (community contribution fee for already established water, sewerage, and rainwater pipes) + SEK 63,600 (community contribution fee for already established water, sewerage, and rainwater connection points) + SEK 68,932 (SEK 74.20 plot size fee per sq.m. of the plot) + SEK 172,800 (19,200 usage fee for every 150 sq.m. of the building size)

### Procedure 9\*. Hold final consultation meeting and receive occupancy clearance

**Agency:** City of Stockholm, City Planning Office

**Time:** 20 days (10 days to hold a final consultation; and 10 days to receive occupancy clearance)

**Cost:** No cost

## Sundsvall

Warehouse value: SEK 24,659,571

(USD 2,690,000)

Data as of: April 30, 2022

### Procedure 1. Obtain new construction map

**Agency:** Sundsvall Municipality, Mapping, Cadastral and Land Registration Office

**Time:** 19 days

**Cost:** SEK 8,680 (flat fee for a new construction map for a plot size between 0-1,999 sq.m.)

### Procedure 2\*. Hire an external certified supervisor

**Agency:** Private company

**Time:** 1 day

**Cost:** SEK 100,000

### Procedure 3. Obtain building permit

**Agency:** Sundsvall Municipality, City Planning Office

**Time:** 53 days

**Cost:** SEK 78,820

**Cost breakdown:** SEK 36,380 (fee for building permit, for a new project between 1,001-1,500 sq.m. in size) + SEK 42,440 (fee for technical consultation to occupancy clearance, for a new project between 1,001-1,500 sq.m. in size)

### Procedure 4. Hold technical consultation meeting and receive clearance to commence construction

**Agency:** Sundsvall Municipality, City Planning Office

**Time:** 20 days (15 days to hold a technical consultation; and 5 days to receive clearance to commence construction)

**Cost:** No cost

### Procedure 5. Report information to the Tax Agency

**Agency:** Swedish Tax Agency

**Time:** Less than one day (online procedure)

**Cost:** No cost

### Procedure 6\*. Notify Work Environment Authority of commencement of work

**Agency:** Swedish Work Environment Authority

**Time:** Less than one day (online procedure)

**Cost:** No cost

### Procedure 7. Receive site visit from the municipality

**Agency:** Sundsvall Municipality, City Planning Office

**Time:** 1 day

**Cost:** No cost

### Procedure 8. Obtain water and sewerage connection

**Agency:** Municipal Utilities Company (Mittsverige Vatten och Avfall AB)

**Time:** 26 days

**Cost:** SEK 262,296

**Cost breakdown:** SEK 80,000 (community contribution fee for already established water, sewerage, and rainwater pipes) + SEK 40,000 (community contribution fee for already established water, sewerage, and rainwater connection points) + SEK 22,296 (SEK 24 plot size fee per sq.m. of the plot) + SEK 120,000 (SEK 12,000 usage fee for every 140 sq.m. of the building size)

### Procedure 9\*. Hold final consultation meeting and receive occupancy clearance

**Agency:** Sundsvall Municipality, City Planning Office

**Time:** 14 days (9 days to hold a final consultation; and 5 days to receive occupancy clearance)

**Cost:** No cost

\*Takes place simultaneously with previous procedure.



## Umeå

Warehouse value: SEK 24,659,571

(USD 2,690,000)

Data as of: April 30, 2022

### Procedure 1. Obtain new construction map

**Agency:** Umeå Municipality, Department of the Built Environment

**Time:** 21 days

**Cost:** SEK 10,117 (flat fee for a new construction map for a plot size less than or equal to 2,000 sq.m.)

### Procedure 2\*. Hire an external certified supervisor

**Agency:** Private company

**Time:** 1 day

**Cost:** SEK 100,000

### Procedure 3. Obtain building permit

**Agency:** Umeå Municipality, Department of the Built Environment

**Time:** 60 days

**Cost:** SEK 70,290

**Cost breakdown:** SEK 36,210 (fee for building permit, for a new building between 1,001-5,000 sq.m. in size) + SEK 34,080 (fee for technical consultation to occupancy clearance, for a new building between 1,001-5,000 sq.m. in size)

### Procedure 4. Hold technical consultation meeting and receive clearance to commence construction

**Agency:** Umeå Municipality, Department of the Built Environment

**Time:** 25 days (15 days to hold a technical consultation; and 10 days to receive clearance to commence construction)

**Cost:** No cost

### Procedure 5. Report information to the Tax Agency

**Agency:** Swedish Tax Agency

**Time:** Less than one day (online procedure)

**Cost:** No cost

### Procedure 6\*. Notify Work Environment Authority of commencement of work

**Agency:** Swedish Work Environment Authority

**Time:** Less than one day (online procedure)

**Cost:** No cost

### Procedure 7. Receive site visit from the municipality

**Agency:** Umeå Municipality, Department of the Built Environment

**Time:** 1 day

**Cost:** No cost

### Procedure 8. Obtain water and sewerage connection

**Agency:** Municipal Utilities Company (Vatten och Avfallskompetens i Norr AB)

**Time:** 28 days

**Cost:** SEK 303,053

**Cost breakdown:** SEK 64,080 (community contribution fee for already established water, sewerage, and rainwater pipes) + SEK 48,273 (community contribution fee already established water, sewerage, rainwater connection points) + SEK 45,242 (SEK 48.70 plot size fee per sq.m. of the plot for water) + SEK 145,458 (SEK 24,243 usage fee for every 250 sq.m. of the building size for water)

### Procedure 9\*. Hold final consultation meeting and receive occupancy clearance

**Agency:** Umeå Municipality, Department of the Built Environment

**Time:** 20 days (10 days to hold a final consultation; and 10 days to receive occupancy clearance)

**Cost:** No cost

## Uppsala

Warehouse value: SEK 24,659,571

(USD 2,690,000)

Data as of: April 30, 2022

### Procedure 1. Obtain new construction map

**Agency:** Uppsala Municipality, City Planning Administration

**Time:** 14 days

**Cost:** SEK 12,900 (flat fee for a new construction map for a plot size max. 3,000 sq.m.)

### Procedure 2\*. Hire an external certified supervisor

**Agency:** Private company

**Time:** 1 day

**Cost:** SEK 100,000

### Procedure 3. Obtain building permit

**Agency:** Uppsala Municipality, City Planning Administration

**Time:** 70 days

**Cost:** SEK 148,000

**Cost breakdown:** SEK 94,000 (fee for building permit, for a new project between 1,001-2,000 sq.m. in size) + SEK 54,000 (fee for technical consultation to occupancy clearance, for a new project between 1,001-2,000 sq.m. in size)

### Procedure 4. Hold technical consultation meeting and receive clearance to commence construction

**Agency:** Uppsala Municipality, City Planning Administration

**Time:** 18 days (15 days to hold a technical consultation; and 3 days to receive clearance to commence construction)

**Cost:** No cost

### Procedure 5. Report information to the Tax Agency

**Agency:** Swedish Tax Agency

**Time:** Less than one day (online procedure)

**Cost:** No cost

### Procedure 6\*. Notify Work Environment Authority of commencement of work

**Agency:** Swedish Work Environment Authority

**Time:** Less than one day (online procedure)

**Cost:** No cost

### Procedure 7. Receive site visit from the municipality

**Agency:** Uppsala Municipality, City Planning Administration

**Time:** 1 day

**Cost:** No cost

### Procedure 8. Obtain water and sewerage connection

**Agency:** Municipal Utilities Company (Uppsala Vatten och Avfall AB)

**Time:** 28 days

**Cost:** SEK 220,844

**Cost breakdown:** SEK 34,992 (community contribution fee for already established water, sewerage, and rainwater pipes) + SEK 31,026 (community contribution fee for already established water, sewerage, and rainwater connection points) + SEK 29,906 (SEK 32.192 plot size fee per sq.m. of the plot) + SEK 124,920 (SEK 13,880 usage fee for every 150 sq.m. of the building size)

### Procedure 9\*. Hold final consultation meeting and receive occupancy clearance

**Agency:** Uppsala Municipality, City Planning Administration

**Time:** 17 days (14 days to hold a final consultation; and 3 days to receive occupancy clearance)

**Cost:** No cost

\*Takes place simultaneously with previous procedure.



## BUILDING PERMITS IN SWEDEN – BUILDING QUALITY CONTROL INDEX

	All cities	
	Answer	Score
<b>Building quality control index (0–15)</b>		<b>10</b>
Quality of building regulations index (0–2)		2
How accessible are building laws and regulations in your economy? (0–1)	Available online; Free of charge.	1
Which requirements for obtaining a building permit are clearly specified in the building regulations or on any accessible website, brochure or pamphlet? (0–1)	List of required documents; Fees to be paid; Required preapprovals.	1
<b>Quality control before construction index (0–1)</b>		<b>1</b>
Which third-party entities are required by law to verify that the building plans are in compliance with existing building regulations? (0–1)	Licensed architect; Licensed engineer.	1
<b>Quality control during construction index (0–3)</b>		<b>3</b>
What types of inspections (if any) are required by law to be carried out during construction? (0–2)	Inspections by external engineer or firm; Unscheduled inspections; Risk-based inspections.	2
Do legally mandated inspections occur in practice during construction? (0–1)	Mandatory inspections are always done in practice.	1
<b>Quality control after construction index (0–3)</b>		<b>3</b>
Is there a final inspection required by law to verify that the building was built in accordance with the approved plans and regulations? (0–2)	Yes, final inspection is done by government agency; Yes, external engineer submits report for final inspection.	2
Do legally mandated final inspections occur in practice? (0–1)	Final inspection always occurs in practice.	1
<b>Liability and insurance regimes index (0–2)</b>		<b>1</b>
Which parties (if any) are held liable by law for structural flaws or problems in the building once it is in use (Latent Defect Liability or Decennial Liability)? (0–1)	No party is held liable under the law.	0
Which parties (if any) are required by law to obtain an insurance policy to cover possible structural flaws or problems in the building once it is in use? (0–1)	No party is required by law to obtain insurance; Insurance is commonly taken in practice.	1
<b>Professional certifications index (0–4)</b>		<b>0</b>
What are the qualification requirements for the professional responsible for verifying that the architectural plans or drawings are in compliance with existing building regulations? (0–2)	There are no specific requirements.	0
What are the qualification requirements for the professional who supervises the construction on the ground? (0–2)	There are no specific requirements.	0

Source: Data collected for this publication.

ELECTRICITY CONNECTIONS AND SUPPLY IN SWEDEN – PROCEDURES REQUIRED TO OBTAIN A NEW ELECTRICITY CONNECTION, BY CITY										
Data as of: April 30, 2022										
Name of utility:	Gävle Energi AB	Göteborg Energi AB	Jönköping Energi Nät AB	E.ON Energidistribution AB	Ellevio AB	Sundsvall Elnät AB	Umeå Energi Elnät AB	Vattenfall Eldistribution AB	Comments	
1. Submit application to the utility and await cost estimate	Gävle 15 Time (days)	Göteborg 30	Jönköping 10	Malmö 19	Stockholm 30	Sundsvall 13	Umeå 14	Uppsala 17	Applications for an electricity connection are submitted through a form (förfrågningsformulär) which is a standardized document for applications in Sweden. This form can be downloaded from the utility's website, and the application can be submitted electronically by electricians registered with the respective utility.	
	Cost (SEK)			No cost						
2. Pay connection costs and receive external works from the utility	25 Time (days)	45	40	60	61	30	34	55	The external connection works are carried out by the utility, who also obtains all required permits to excavate and build the connection lines on the public land. The customers are responsible for the portion of the connection on their private property. In all cities, the customer pays only a single connection fee that combines all costs involved with connection works (including the fees for excavation permits and other costs).	
	Cost (SEK)	226,400 [Connection fee of SEK 136,400 for 200 Amperes + meter fee of SEK 90,000]	126,300	160,000	550,000	160,000 [Connection fee calculated for each case for this capacity level]	132,000	145,000 [Fees based on the required capacity and connection length]		
3. Sign a supply contract with an electricity provider*	1 Time (SEK)	1	1	1	1	1	1	1	The customers sign a supply contract with a supplier they choose from the free electricity market.	
	Cost (SEK)			No cost						
4. Submit electrician's certificate to the utility and obtain meter installation	14 Time (days)	14	14	14	30	12	14	30	Once the external connection works are completed, the electrician who installed the internal wiring submits a certificate (färdigställande) to the utility. Through this document, the electrician guarantees that the internal wiring installation has been done according to the Electrical Safety Act (2016:732) and applicable regulations.	
	Cost (SEK)			No cost						

Source: Data collected for this publication.

\*Takes place simultaneously with previous procedure.

ELECTRICITY CONNECTIONS AND SUPPLY IN SWEDEN – RELIABILITY OF SUPPLY AND TRANSPARENCY OF TARIFFS INDEX								
City	Gävle	Göteborg	Jönköping	Malmö	Stockholm	Sundsvall	Umeå	Uppsala
<b>Reliability of supply and transparency of tariffs index (0–8)</b>	<b>6</b>	<b>8</b>	<b>8</b>	<b>7</b>	<b>8</b>	<b>8</b>	<b>7</b>	<b>8</b>
Total duration and frequency of outages per customer a year (0–3)	2	3	3	3	3	3	2	3
System average interruption duration index (SAIDI)	0.78	0.50	0.40	0.60	0.60	0.60	2.10	0.49
System average interruption frequency index (SAIFI)	1.10	0.33	0.50	0.60	0.57	0.66	0.90	0.43
<b>Mechanisms for monitoring outages (0–1)</b>	<b>1</b>	<b>1</b>	<b>1</b>	<b>1</b>	<b>1</b>	<b>1</b>	<b>1</b>	<b>1</b>
Does the distribution utility use automated tools to monitor outages?	Yes	Yes	Yes	Yes	Yes	Yes	Yes	Yes
<b>Mechanisms for restoring service (0–1)</b>	<b>1</b>	<b>1</b>	<b>1</b>	<b>1</b>	<b>1</b>	<b>1</b>	<b>1</b>	<b>1</b>
Does the distribution utility use automated tools to restore service?	Yes	Yes	Yes	Yes	Yes	Yes	Yes	Yes
<b>Regulatory monitoring (0–1)</b>	<b>1</b>	<b>1</b>	<b>1</b>	<b>1</b>	<b>1</b>	<b>1</b>	<b>1</b>	<b>1</b>
Does a regulator—that is, an entity separate from the utility—monitor the utility's performance on reliability of supply?	Yes	Yes	Yes	Yes	Yes	Yes	Yes	Yes
<b>Financial deterrents aimed at limiting outages (0–1)</b>	<b>1</b>	<b>1</b>	<b>1</b>	<b>1</b>	<b>1</b>	<b>1</b>	<b>1</b>	<b>1</b>
Does the utility either pay compensation to customers or face fines by the regulator (or both) if outages exceed a certain cap?	Yes	Yes	Yes	Yes	Yes	Yes	Yes	Yes
<b>Communication of tariffs and tariff changes (0–1)</b>	<b>0</b>	<b>1</b>	<b>1</b>	<b>0</b>	<b>1</b>	<b>1</b>	<b>1</b>	<b>1</b>
Are effective tariffs available online?	Yes	Yes	Yes	Yes	Yes	Yes	Yes	Yes
Are customers notified of a change in tariff ahead of the billing cycle?	No	Yes	Yes	No	Yes	Yes	Yes	Yes

Source: Data collected for this publication.

## PROPERTY TRANSFER IN SWEDEN – PROCEDURES REQUIRED TO TRANSFER A PROPERTY, BY CITY

<i>Property value: SEK 24,659,571</i> <i>Data as of: April 30, 2022</i>		Gävle, Göteborg, Jönköping, Malmö, Sundsvall, Stockholm, Umeå, Uppsala	Comments
Submit the original and one copy of the transfer deed at the Land Registry with the signatures of both parties	Time (days)	10	After the buyer purchases the property, the buyer (or the buyer's bank if a loan is involved) applies for registration of new ownership at the Land Registry within three months. With the application for registration of ownership, the purchase contract should be attached.  The seller and the buyer must sign a deed of transfer. The signature of the transferor must be witnessed by two persons. The deed must contain the purchase price, the identity of the seller and the buyer as well as the identity of the property. As the transaction is between two legal entities, documents attesting that the signer has the right to act on behalf of the legal entity must also be attached.
	Cost (SEK)	SEK 825 + 4.25% of the value of the property	Ownership is transferred at the moment of signing the deed. The purpose of registration is to protect the interests of any party holding the right to a property and to inform anyone else affected by that right in any possible way, by publishing the registered information and to guarantee the correctness of the information through a government guarantee.

Source: Data collected for this publication.

## PROPERTY TRANSFER IN SWEDEN – QUALITY OF LAND ADMINISTRATION INDEX

	Answer	Score
<b>Quality of the land administration index (0–30)</b>		<b>28 (all cities)</b>
<b>Reliability of infrastructure index (0–8)</b>		<b>8</b>
In what format are land title certificates kept at the immovable property registry—in a paper format or in a computerized format (scanned or fully digital)? (0–2)	Computer/ Fully digital	2
Is there a comprehensive and functional electronic database for checking for encumbrances (liens, mortgages, restrictions and the like)? (0–1)	Yes	1
In what format are cadastral plans kept at the mapping agency—in a paper format or in a computerized format (scanned or fully digital)? (0–2)	Computer/ Fully digital	2
Is there an electronic database for recording boundaries, checking plans and providing cadastral information (geographic information system)? (0–1)	Yes	1
Is the information recorded by the immovable property registration agency and the cadastral or mapping agency kept in a single database, in different but linked databases, or in separate databases? (0–1)	Different databases but linked	1
Do the immovable property registration agency and cadastral or mapping agency use the same identification number for properties? (0–1)	Yes	1
<b>Transparency of information index (0–6)</b>		<b>5</b>
Who is able to obtain information on land ownership at the agency in charge of immovable property registration in the largest business city? (0–1)	Freely accessible by anyone	1
Is the list of documents that are required to complete all types of property transactions made publicly available—and if so, how? (0–0.5)	Yes, online	0.5
Is the applicable fee schedule for all types of property transactions at the agency in charge of immovable property registration made publicly available—and if so, how? (0–0.5)	Yes, online	0.5
Does the agency in charge of immovable property registration formally commit to deliver a legally binding document proving ownership within a specific timeframe—and if so, how does it communicate the service standard? (0–0.5)	Yes, online	0.5
Is there a specific and independent mechanism for filing complaints about a problem that occurred at the agency in charge of immovable property registration? (0–1)	No	0
Are there publicly available official statistics tracking the number of transactions at the immovable property registration agency? (0–0.5)	Yes, online	0.5
Are cadastral plans made publicly available? (0–0.5)	Freely accessible by anyone	0.5
Is the applicable fee schedule for accessing maps of land plots made easily publicly available—and if so, how? (0–0.5)	Yes, online	0.5
Does the cadastral/mapping agency formally specifies the timeframe to deliver an updated cadastral plan—and if so, how does it communicate the service standard? (0–0.5)	Yes, online	0.5
Is there a specific and independent mechanism for filing complaints about a problem that occurred at the cadastral or mapping agency? (0–0.5)	Yes	0.5
<b>Geographic coverage index (0–8)</b>		<b>8</b>
Are all privately held land plots in the economy formally registered at the immovable property registry? (0–2)	Yes	2
Are all privately held land plots formally registered at the immovable property registry in the measured city? (0–2)	Yes	2
Are all privately held land plots in the economy mapped? (0–2)	Yes	2
Are all privately held land plots mapped in the measured city? (0–2)	Yes	2
<b>Land dispute resolution index (0–8)</b>		<b>7</b>
Does the law require that all property sale transactions be registered at the immovable property registry to make them opposable to third parties? (0–1.5)	Yes	1.5
Is the system of immovable property registration subject to a state or private guarantee? (0–0.5)	Yes, state guarantee	0.5
Is there a specific out-of-court compensation mechanism to cover for losses incurred by parties who engaged in good faith in a property transaction based on erroneous information certified by the immovable property registry? (0–0.5)	Yes	0.5
Does the legal system require a control of legality of the documents necessary for a property transaction (e.g., checking the compliance of contracts with requirements of the law)? (0–0.5)	Yes, registrar	0.5
Does the legal system require verification of the identity of the parties to a property transaction? (0–0.5)	Yes, registrar	0.5
Is there a national database to verify the accuracy of government issued identity documents? (0–1)	Yes	1

## PROPERTY TRANSFER IN SWEDEN – QUALITY OF LAND ADMINISTRATION INDEX (continued)

	Answer	Score
How long does it take on average to obtain a decision from the first-instance court for a land dispute case (without appeal)? (0–3)	Between 1 and 2 years	2
Are there publicly available statistics on the number of land disputes in the first-instance court? (0–0.5)	Yes	0.5
Equal access to property rights index (-2–0)		0
Do unmarried men and unmarried women have equal ownership rights to property?	Yes	0
Do married men and married women have equal ownership rights to property?	Yes	0

Source: Data collected for this publication.

## COMMERCIAL LITIGATION IN SWEDEN – TIME, COST AND QUALITY OF JUDICIAL PROCESSES, BY CITY

City	Time (days)				Cost (% of claim)				Quality of judicial processes index (0–18)				
	Filing and service	Trial and judgment	Enforcement of judgment	Total time	Attorney fees	Court costs	Enforcement costs	Total cost	Court structure and proceedings (-1–5)	Case management (0–6)	Court automation (0–4)	Alternative dispute resolution (0–3)	Total score (0–18)
Gävle	28	365	90	483	20.0	2.3	0.1	22.4	3.5	3.0	3.0	2.5	12.0
Göteborg	28	365	90	483	28.0	2.8	0.1	30.9	3.5	3.0	3.0	2.5	12.0
Jönköping	28	365	90	483	20.0	2.3	0.1	22.4	3.5	3.0	3.0	2.5	12.0
Malmö	28	365	90	483	28.0	2.8	0.1	30.9	3.5	3.0	3.0	2.5	12.0
Stockholm	28	365	90	483	28.0	2.8	0.1	30.9	3.5	3.0	3.0	2.5	12.0
Sundsvall	28	365	90	483	20.0	2.3	0.1	22.4	3.5	3.0	3.0	2.5	12.0
Umeå	28	330	90	448	20.0	2.3	0.1	22.4	3.5	3.0	3.0	2.5	12.0
Uppsala	28	390	90	508	20.0	2.3	0.1	22.4	3.5	3.0	3.0	2.5	12.0

Source: Data collected for this publication.



## COMMERCIAL LITIGATION IN SWEDEN – QUALITY OF JUDICIAL PROCESSES INDEX

	Answer	Score
<b>Quality of judicial processes index (0–18)</b>		<b>12 (all cities)</b>
<b>Court structure and proceedings (-1–5)</b>		<b>3.5</b>
1. Is there a court or division of a court dedicated solely to hearing commercial cases? (0–1.5)	No	0
2. Small claims court (0–1.5)		1.5
2.a. Is there a small claims court or a fast-track procedure for small claims?	Yes	
2.b. If yes, is self-representation allowed?	Yes	
3. Is pretrial attachment available? (0–1)	Yes	1
4. Are new cases assigned randomly to judges? (0–1)	Yes, computerized	1
5. Does a woman's testimony carry the same evidentiary weight in court as a man's? (-1–0)	Yes	0
<b>Case management (0–6)</b>		<b>3</b>
1. Time standards (0–1)		0
1.a. Are there laws setting overall time standards for key court events in a civil case?	Yes	
1.b. If yes, are the time standards set for at least three court events?	No	
1.c. Are these time standards respected in more than 50% of cases?	Yes	
2. Adjournments (0–1)		0
2.a. Does the law regulate the maximum number of adjournments that can be granted?	No	
2.b. Are adjournments limited to unforeseen and exceptional circumstances?	No	
2.c. If rules on adjournments exist, are they respected in more than 50% of cases?	n.a.	
3. Can two of the following four reports be generated about the competent court: (i) time to disposition report; (ii) clearance rate report; (iii) age of pending cases report; and (iv) single case progress report? (0–1)	Yes	1
4. Is a pretrial conference among the case management techniques used before the competent court? (0–1)	Yes	1
5. Are there any electronic case management tools in place within the competent court for use by judges? (0–1)	Yes	1
6. Are there any electronic case management tools in place within the competent court for use by lawyers? (0–1)	No	0
<b>Court automation (0–4)</b>		<b>3</b>
1. Can the initial complaint be filed electronically through a dedicated platform within the competent court? (0–1)	Yes	1
2. Is it possible to carry out service of process electronically for claims filed before the competent court? (0–1)	Yes	1
3. Can court fees be paid electronically within the competent court? (0–1)	Yes	1
4. Publication of judgments (0–1)		0
4.a. Are judgments rendered in commercial cases at all levels made available to the general public through publication in official gazettes, in newspapers or on the internet or court website?	No	
4.b. Are judgments rendered in commercial cases at the appellate and supreme court level made available to the general public through publication in official gazettes, in newspapers or on the internet or court website?	No	
<b>Alternative dispute resolution (0–3)</b>		<b>2.5</b>
1. Arbitration (0–1.5)		1.5
1.a. Is domestic commercial arbitration governed by a consolidated law or consolidated chapter or section of the applicable code of civil procedure encompassing substantially all its aspects?	Yes	
1.b. Are there any commercial disputes—aside from those that deal with public order or public policy—that cannot be submitted to arbitration?	No	
1.c. Are valid arbitration clauses or agreements usually enforced by the courts?	Yes	
2. Mediation/Conciliation (0–1.5)		1
2.a. Is voluntary mediation or conciliation available?	Yes	
2.b. Are mediation, conciliation or both governed by a consolidated law or consolidated chapter or section of the applicable code of civil procedure encompassing substantially all their aspects?	Yes	
2.c. Are there financial incentives for parties to attempt mediation or conciliation (i.e., if mediation or conciliation is successful, a refund of court filing fees, income tax credits or the like)?	No	

Source: Data collected for this publication.

n.a. = not applicable

# Acknowledgments

*Subnational Investment Climate Assessment 2022: Denmark, Finland and Sweden* was produced by a team led by Trimor Mici, Tommaso Rooms and Ana Santillana. The team comprised Tobias Akerlund, Leo Henricus Bouma, Edgar Chavez, Laura Diniz, Lilla Marta Fordos, Marko Grujicic, Christina Hansen, Ulla-Stina Henttonen, Elsa Huhtala, Tanja Larsen, Marie Lendelova, Erik Lidman, Ilias Liimatta, Mira Luoma, Maria Camila Roberts, Erick Tjong and Marilina Vieira. The report was prepared under the direction of Madalina Papahagi.

The team is grateful for valuable peer review comments provided by colleagues from across the World Bank Group. Santiago Croci, Hulya Ulku and Alessio Zanelli reviewed the full text.

Norman Loayza, Gallina Vincelette, Jakob Kopperud, Steven Jouy, Reena Badiani-Magnusson, Julie Biau, Iona Lee and Hassan Hirsi provided guidance and leadership. Giovanni Bo, Antonio Borges, Corina Grigore, Maksym Iavorskyi, Irina Koval, Monique Pelloux, Patrizia Poggi, Serge Randriamiharisoa, Goran Tinjic and Julien Vilquin provided valuable assistance and inputs at various stages of the project. The website (<https://subnational.doingbusiness.org/sweden>) was developed by Manasi Amalraj, Varun V. Doiphode, Anna Maria Kojzar, Akash Pradhan, Balasubramanian Ramakrishnan and Shrikant Bhaskar Shinde. The report was edited by Janelle Conaway, and the layout produced by Luis Liceaga.

The study was funded by the European Commission, Directorate-General for Regional and Urban Policy. It was undertaken under the auspices of the Danish Business Authority; the Ministry of Economic Affairs and Employment of Finland; and Sweden Statistics in Sweden.

The project team extends special thanks for information and assistance provided throughout the project to (i) the Danish Court Administration, the Danish Energy Agency, the Danish Housing and Planning Authority, the Danish Tax Authority, Green Power Denmark, the Land Registration Court, the Ministry of Justice, as well as Danish Business Authority local offices, local utilities, district courts, and municipalities across Denmark; (ii) the Ministry of Justice, the National Enforcement Authority Finland, the Energy Authority, the Ministry of the Environment, the Finnish Tax Administration, the government of Åland, the Finnish Patent and Registration Office, the National Land Survey of Finland, as well as local utilities, district courts, and municipalities across Finland; (iii) Mapping, Cadastral and Land Registration Authority, Ministry of Justice, National Board of Housing, Building and Planning, Swedish National Courts Administration, National Electrical Safety Board, Swedish Companies Registration Office, Swedish Energy Markets Inspectorate, Swedish Tax Agency, Svenska Kraftnät as well as district courts, local utilities and municipalities across Sweden.

Data collection was carried out in collaboration with (i) *Bruun & Hjejle* (team led by Morten Stadil), the *Danish Association of Architectural Firms*, the *Danish Association of Consulting Engineers*, *FRI* (team led by Henrik Garver and Inge Ebbensgaard), and *Ramboll* in Denmark; (ii) the *Association of Finnish Architects' Offices ATL* (team led by Kalle Euro), *Borenus Attorneys Ltd* (team led by Tero Kovanen), *DKCO Attorneys-at-law Ltd* (team led by Niko Johansson), *Forecon Ltd* (team led by Tuomas Laitinen, including Markku Riihimäki, Timo Koskinen, Janne Puustelli and Pekka Pajakkala), and the *Electrical Contractors' Association*

*of Finland, STUL* (team led by Toivo Lötjönen) in Finland; (iii) *Byggfakta* (team led by Madelene Westling, including Peter Åhs), *Prognoscentret* (team led by Johan Grip, including Anna Brinkhagen) and *Vinge* (team led by Silvia Dahlberg, including Stina Karinsdotter) in Sweden.

More than 500 lawyers, engineers, electricians, architects, construction experts, utility providers, public officials, judges and enforcement agents contributed to *Subnational Investment Climate Assessment 2022: Denmark, Finland and Sweden*. The team would like to express its special gratitude to the national and local public officials and members of the judiciary who participated in the project and who made valuable comments during the consultation and data review period. The names of those wishing to be acknowledged are listed on the following page.

## PRIVATE SECTOR CONTRIBUTORS

### SWEDEN

#### GÄVLE

Ulf Andersson  
ADVOKATFIRMAN ULF ANDERSSON AB

Johan Ersgård  
BOVÄRME I GÄVLE AB

Daniel Norling  
BRAVIDA

Johanna Dahlin  
STRANDÅHL ADVOKATER AB

Marcus Andersson  
WAHLSTRÖMSDATANÄT I GÄVLE AB

#### GÖTEBORG

Cennet Petersson  
AARSLEFF RÖRTEKNIK AB

Anna Högsten  
ADVOKATFIRMAN VINGE KB

Wibeke Sorling  
ADVOKATFIRMAN VINGE KB

Anna Alehem  
ADVOKATFIRMAN WÄHLIN AB

Björn Sahlin  
ADVOKATFIRMAN WÄHLIN AB

Gustav Larsson Borg  
ADVOKATFIRMAN WÄHLIN AB

Emma Olnäs Fors  
MANNHEIMER SWARTLING AB

Marcus Irajinia Berglie  
MANNHEIMER SWARTLING AB

Dan Schön  
RAMS EL AB

#### JÖNKÖPING

Ambjörn Essén  
ADVOKATFIRMAN GLIMSTED

Martin Ägren  
ADVOKATFIRMAN GLIMSTEDT  
JÖNKÖPING AB

David Svenn  
ANNO ADVOKATER KB

Christian Nilsson  
CASTELLUM

Thomas Bergström  
CASTELLUM

Conny Simonsson  
EMIL LUNDGREN AB

Maria Karlsson  
GLIMSTEDT LAW FIRM

#### MALMÖ

Johan Lundius  
CATENA AB

Filip Funk  
FREDERSEN ADVOKATBYRÅ AB

Jonas Nilsson  
ÖRESUNDETEKNIK EL

Mikael Karlsson  
SOLARFUTURE I SVERIGE AB

Lina Bergkvist  
ZELLBERG ADVOKATBYRÅ

#### STOCKHOLM

Eric Johnson  
ADVOKATFIRMAN CEDERQUIST KB

Johannes Färje  
ADVOKATFIRMAN CEDERQUIST KB

Philippe Benalal  
ADVOKATFIRMAN FYLGIA

Anders Matsson  
ADVOKATFIRMAN VINGE KB

Malin Olsson  
ADVOKATFIRMAN VINGE KB

Silvia Dahlberg  
ADVOKATFIRMAN VINGE KB

Erika Åslund  
CEDERQUIST LAW FIRM

Urban Aspelin  
ELAGENT

Emma Eriksson  
LANDAHL

Thérèse Dolck Zinn  
NEXT ADVOKATER KB

William Rodriguez  
PROTEK

Ted Jonsson  
TEJ INVEST AB

#### SUNDSVALL

Fredrik Lovén  
BOLAGSRÄTT SUNDSVALL AB

Niklas Demebo  
KUST ADVOKATER

Anders Eriksson  
MAQS ADVOKATBYRÅ AB

Magdalena Persson  
MAQS ADVOKATBYRÅ AB

Torgny Vestin  
PEAB SVERIGE AB

#### UMEÅ

Andreas Viklund  
ADVOKATBYRÅN KÄLDING

Simon Engman  
ADVOKATBYRÅN KÄLDING

Christer Ärlestig  
ÅHLGREN'S ADVOKATBYRÅ HB

Ulrika Lange  
ÅHLGREN'S ADVOKATBYRÅ HB

Andreas Burström  
INSTALL

Robert Persson  
NORRLANDSADVOKATERNA AB

Björn Alfredsson  
TECTEL AB

#### UPPSALA

Bengt Bolin  
ADVOKATFIRMAN LINDAHL KB

Mårten Steen  
ADVOKATFIRMAN LINDAHL KB

Mats Åleskog  
AGENDA ADVOKATBYRÅ AB

Ylva Lindahl Hennel  
AGENDA ADVOKATBYRÅ AB

Jerker Victor  
AREIM AB

Björn Andersson  
CASTELLUM

Lovisa Lagerwall  
LINDAHL

Anders Wallin  
WALLIN ADVOKATBYRÅ AB

## PUBLIC SECTOR CONTRIBUTORS

### SWEDEN

#### GÄVLE

Mikael Bylerius  
KRONOFOGDEMYNDIGHETEN

#### JÖNKÖPING

Henric Johansson  
JÖNKÖPING ENERGI NÄT AB

Mats Javenbrink  
JÖNKÖPING ENERGI NÄT AB

#### MALMÖ

Fadi Barakat  
MALMÖ STAD

#### STOCKHOLM

Per Olsson  
ELLEVO AB

Ali Dolovac  
ENERGIMARKNADSINSPEKTIONEN

Dennis Lindén  
LANTMÄTERIET

Hans Wilholm  
SKATTEVERKET

Helena Stuesson  
SKATTEVERKET

Isa Nasmark  
SKATTEVERKET

Lars Karlsson  
STOCKHOLM STAD

Lars-Gunnar Brundin  
STOCKHOLM STAD

Ullrica Iversjö  
STOCKHOLM STAD

#### SUNDSVALL

Rikard Persson  
SUNDSVALL ELNÄT AB





<https://subnational.doingbusiness.org/sweden>

